



YieldMax™ AAPL Option Income Strategy ETF (APLY)
YieldMax™ ABNB Option Income Strategy ETF (ABNY)
YieldMax™ ADBE Option Income Strategy ETF (ADBY)
YieldMax™ AI Option Income Strategy ETF (AIYY)
YieldMax™ AMD Option Income Strategy ETF (AMDY)
YieldMax™ AMZN Option Income Strategy ETF (AMZY)
YieldMax™ BA Option Income Strategy ETF (BAYY)
YieldMax™ BIIB Option Income Strategy ETF (BIYY)
YieldMax™ BRK.B Option Income Strategy ETF (YBRK)
YieldMax™ COIN Option Income Strategy ETF (CONY)
YieldMax™ DIS Option Income Strategy ETF (DISO)
YieldMax™ GOOGL Option Income Strategy ETF (GOOY)
YieldMax™ INTC Option Income Strategy ETF (INYY)
YieldMax™ JPM Option Income Strategy ETF (JPMO)
YieldMax™ META Option Income Strategy ETF (FBY)

listed on NYSE Arca, Inc.

PROSPECTUS

February 28, 2025

The U.S. Securities and Exchange Commission (the “SEC”) has not approved or disapproved of these securities or passed upon the accuracy or adequacy of this Prospectus. Any representation to the contrary is a criminal offense.

TABLE OF CONTENTS

Summary Information	1
YieldMax™ AAPL Option Income Strategy ETF – Fund Summary	1
YieldMax™ ABNB Option Income Strategy ETF – Fund Summary	13
YieldMax™ ADBE Option Income Strategy ETF – Fund Summary	24
YieldMax™ AI Option Income Strategy ETF – Fund Summary	35
YieldMax™ AMD Option Income Strategy ETF – Fund Summary	46
YieldMax™ AMZN Option Income Strategy ETF – Fund Summary	57
YieldMax™ BA Option Income Strategy ETF – Fund Summary	69
YieldMax™ BIIB Option Income Strategy ETF – Fund Summary	80
YieldMax™ BRK.B Option Income Strategy ETF – Fund Summary	91
YieldMax™ COIN Option Income Strategy ETF – Fund Summary	102
YieldMax™ DIS Option Income Strategy ETF – Fund Summary	114
YieldMax™ GOOGL Option Income Strategy ETF – Fund Summary	125
YieldMax™ INTC Option Income Strategy ETF – Fund Summary	136
YieldMax™ JPM Option Income Strategy ETF – Fund Summary	147
YieldMax™ META Option Income Strategy ETF – Fund Summary	159
Additional Information About the Funds	170
Portfolio Holdings	192
Management	192
How to Buy and Sell Shares	193
Dividends, Distributions, and Taxes	195
Distribution	197
Premium/Discount Information	197
Additional Notices	197
Underlying Issuer Information	198
Financial Highlights	199

SUMMARY INFORMATION

YieldMax™ AAPL Option Income Strategy ETF - FUND SUMMARY

Investment Objective

The Fund's primary investment objective is to seek current income. The Fund's secondary investment objective is to seek exposure to the share price of the common stock of Apple Inc. ("AAPL" or "Underlying Security"), subject to a limit on potential investment gains.

Fees and Expenses of the Fund

This table describes the fees and expenses that you may pay if you buy, hold, and sell shares of the Fund ("Shares"). **You may pay other fees, such as brokerage commissions and other fees to financial intermediaries, which are not reflected in the table and Example below.**

Annual Fund Operating Expenses⁽¹⁾ (expenses that you pay each year as a percentage of the value of your investment)

Management Fee	0.99%
Distribution and Service (12b-1) Fees	None
Other Expenses (includes dividend, tax and broker expense)	0.07%
Total Annual Fund Operating Expenses	1.06%

⁽¹⁾ The Fund's investment adviser, Tidal Investments LLC (the "Adviser"), a Tidal Financial Group company, will pay, or require a sub-adviser to pay, all expenses incurred by the Fund (except for advisory fees and sub-advisory fees, as the case may be) excluding interest charges on any borrowings made for investment purposes, dividends and other expenses on securities sold short, taxes, brokerage commissions and other expenses incurred in placing orders for the purchase and sale of securities and other investment instruments, acquired fund fees and expenses, accrued deferred tax liability, distribution fees and expenses paid by the Fund under any distribution plan adopted pursuant to Rule 12b-1 under the Investment Company Act of 1940, as amended (the "1940 Act"), and litigation expenses and other non-routine or extraordinary expenses.

Expense Example

This Example is intended to help you compare the cost of investing in the Fund with the cost of investing in other funds. The Example assumes that you invest \$10,000 in the Fund for the time periods indicated and then redeem or hold all of your Shares at the end of those periods. The Example also assumes that your investment has a 5% return each year and that the Fund's operating expenses remain the same. The Example does not take into account brokerage commissions that you may pay on your purchases and sales of Shares. Although your actual costs may be higher or lower, based on these assumptions your costs would be:

1 Year	3 Years	5 Years	10 Years
\$108	\$337	\$585	\$1,294

Portfolio Turnover

The Fund pays transaction costs, such as commissions, when it buys and sells securities (or "turns over" its portfolio). A higher portfolio turnover rate may indicate higher transaction costs and may result in higher taxes when Shares are held in a taxable account. These costs, which are not reflected in total annual fund operating expenses or in the expense example above, affect the Fund's performance. During the most recent fiscal year, the Fund's portfolio turnover rate was 20% of the average value of its portfolio..

Principal Investment Strategies

The Fund is an actively managed exchange-traded fund ("ETF") that seeks current income while providing indirect exposure to the share price (*i.e.*, the price returns) of the common stock of Apple Inc. ("AAPL" or the "Underlying Security"), subject to a limit on potential investment gains. The Fund will employ its investment strategy as it relates to AAPL regardless of whether there are periods of adverse market, economic, or other conditions and will not take temporary defensive positions during such periods. As further described below, the Fund uses either a synthetic covered call strategy or a synthetic covered call spread strategy to provide income and indirect exposure to the share price returns of AAPL, subject to a limit on potential investment gains as a result of the nature of the options strategy it employs. That is, the Fund not only seeks to generate income from its options investments but also aims to derive gains when the value of AAPL increases. The Fund's options contracts provide:

- indirect exposure to the share price returns of AAPL,
- current income from the option premiums, and

- a limit on the Fund’s participation in gains, if any, of the share price returns of AAPL.

For more information, see sections “The Fund’s Use of Underlying Security Option Contracts,” “Synthetic Covered Call Strategy” and “Synthetic Covered Call Spread Strategy” below.

Why invest in the Fund?

- The Fund seeks to generate monthly income, which is not dependent on the price appreciation of the Underlying Security.
- The Fund seeks to participate in a portion of the gains experienced by the Underlying Security.

That is, although the Fund may not fully participate in gains in the Underlying Security’s stock price, the Fund’s portfolio is designed to generate income.

An Investment in the Fund is not an investment in the Underlying Security.

- **The Fund’s strategy will capture only a portion of its potential gains if the Underlying Security’s stock price increase in value.**
- **The Fund’s strategy is subject to all potential losses if the Underlying Security’s stock price decrease in value, which may not be offset by income received by the Fund.**
- The Fund does not invest directly in the Underlying Security.
- Fund shareholders are not entitled to any Underlying Security dividends.

Additional information regarding the Underlying Security is also set forth below.

The Fund’s Use of Underlying Security Option Contracts

As part of the Fund’s synthetic covered call strategy and synthetic covered call spread strategy, the Fund will purchase and sell a combination of standardized exchange-traded and FLEXible EXchange® (“FLEX”) call and put option contracts that are based on the value of the price returns of the Underlying Security.

- In general, an option contract gives the purchaser of the option contract the right to purchase (for a call option) or sell (for a put option) the underlying asset (like shares of the Underlying Security) at a specified price (the “strike price”).
- If exercised, an option contract obligates the seller to deliver shares (for a sold or “short” call) or buy shares (for a sold or “short” put) of the underlying asset at a specified price (the “strike price”).
- Options contracts must be exercised or traded to close within a specified time frame, or they expire. See the chart in section “Fund Portfolio” below for a description of the option contracts utilized by the Fund.

Standardized exchange-traded options include standardized terms. FLEX options are also exchange-traded, but they allow for customizable terms (e.g., the strike price can be negotiated). For more information on FLEX options, see “Additional Information about the Funds – Exchange Traded Options Portfolio.”

The Fund’s options contracts are based on the value of the Underlying Security, which gives the Fund the right or obligation to receive or deliver shares of the Underlying Security on the expiration date of the applicable option contract in exchange for the stated strike price, depending on whether the option contract is a call option or a put option, and whether the Fund purchases or sells the option contract.

Synthetic Covered Call Strategy

In seeking to achieve its investment objective, the Fund may implement a “*synthetic* covered call” strategy using the standardized exchange-traded and FLEX options described above.

- A *traditional* covered call strategy is an investment strategy where an investor (the Fund) sells a call option on an underlying security it owns.
- A *synthetic* covered call strategy is similar to a traditional covered call strategy in that the investor sells a call option that is based on the value of the underlying security. However, in a synthetic covered call strategy, the investor (the Fund) does not own the underlying security, but rather seeks to *synthetically* replicate 100% of the price movements of the underlying security through the use of various investment instruments.

The Fund’s synthetic covered call strategies consists of the following three elements, each of which is described in greater detail farther below:

- Synthetic long exposure to the Underlying Security, which allows the Fund to seek to participate in the changes, up or down, in the price of shares of the Underlying Security.
- Covered call writing (where the Underlying Security's call options are sold against the synthetic long portion of the strategy), which allows the Fund to generate income.
- U.S. Treasuries, which are used for collateral for the options, and which also generate income.

1. Synthetic Long Exposure

To achieve a synthetic long exposure to the Underlying Security, the Fund will buy the Underlying Security's call options and, simultaneously, sell the Underlying Security's put options to try to replicate the price movements of the Underlying Security. The call options purchased by the Fund and the put options sold by the Fund will generally have one-month to six-month terms and strike prices that are approximately equal to the then-current share price of the Underlying Security at the time the contracts are purchased and sold, respectively. The combination of the long call options and sold put options provides the Fund with indirect investment exposure equal to approximately 100% of the Underlying Security for the duration of the applicable options exposure.

2. Covered Call Strategies

Covered Call Strategy

As part of its strategy, the Fund will write (sell) call option contracts on the Underlying Security to generate income. Since the Fund does not directly own the Underlying Security, these written call options will be sold short (i.e., selling a position it does not currently own). The Fund will seek to participate in the share price appreciation of the Underlying Security, if any. However, due to the nature of covered call strategies, the Fund's participation may be subject to a cap (as described below). In this strategy, the call options written (sold) by the Fund will generally have 1- month or less expiration dates (the "Call Period") and generally have a strike price that is approximately 0%-15% above the then-current share price of the Underlying Security.

It is important to note that the sale of the Underlying Security call option contracts will limit the Fund's participation in the appreciation in the Underlying Security's stock price. If the stock price of the Underlying Security increases, the above-referenced synthetic long exposure alone would allow the Fund to experience similar percentage gains. However, if the Underlying Security's stock price appreciates beyond the strike price of one or more of the sold (short) call option contracts, the Fund will lose money on those short call positions, and the losses will, in turn, limit the upside return of the Fund's synthetic long exposure. As a result, the Fund's overall strategy (i.e., the combination of the synthetic long exposure to the Underlying Security and the sold (short) the Underlying Security call positions) will limit the Fund's participation in gains in the Underlying Security's stock price beyond a certain point.

Covered Call Spread Strategy

The Adviser will employ the Covered Call Spread Strategy when it believes it is a better strategy for the Fund as compared to the Covered Call Strategy. The Fund may write (sell) credit call spreads (described below) rather than stand-alone call option contracts to seek greater participation in the potential appreciation of its Underlying Security's share price, while still generating net premium income. The Adviser will primarily employ this covered call spread strategy when it believes that the share price of its Underlying Security is likely to rise significantly in the short term (e.g., following a substantial selloff or overall positive market news). Additionally, the Adviser may use this strategy in other scenarios (e.g., if the market is undervaluing further out-of-the-money options relative to near-the-money options), where it believes the use of credit call spreads may prove more advantageous to the Fund's total return than the covered call strategy.

A credit call spread involves selling a call option while simultaneously buying a call option with a higher strike price, both with the same expiration date. By writing credit call spreads, the Fund can potentially offset losses incurred from its short call positions if the Underlying Security's share price rises above the strike price.

3. U.S. Treasuries

The Fund will hold short-term U.S. Treasury securities as collateral in connection with the Fund's synthetic covered call strategy.

The Fund intends to continuously maintain indirect exposure to the Underlying Security through the use of options contracts. As the options contracts it holds are exercised or expire it may enter into new options contracts, a practice referred to as "rolling." The Fund's practice of rolling options may result in high portfolio turnover.

Fund's Monthly Distributions

The Fund will seek to provide monthly income in the form of cash distributions. The Fund will seek to generate such income in the following ways:

- Writing (selling) call option contracts on its Underlying Security as described above. The income comes mainly from the option premiums received from these option sales. A premium, in this context, refers to the price the option buyer pays to the option seller (the Fund) for the rights granted by the option. The amount of these premiums is largely affected by the fluctuations in the Underlying Security's stock prices. However, other elements like interest rates can also influence the income level.
- Investing in short-term U.S. Treasury securities. The income generated by these securities will be influenced by interest rates at the time of investment.
- In addition to the income-seeking methodologies stated in the Prospectus, the Fund's use of the Synthetic Covered Call Spread Strategy may occasionally allow it to capture a substantial portion of any significant increase in the price of its Underlying Security. When this happens, the Fund could receive profits exceeding the initial cost of the call options, and the Fund's distributions may include some of those profits.

Fund's Return Profile vs its Underlying Security

For the reasons stated above, the Fund's performance will differ from that of the Underlying Security's stock price. The performance differences will depend on, among other things, the price of the Underlying Security, changes in the value of the the Underlying Security options contracts the Fund holds, and changes in the value of the U.S. Treasuries.

Fund Portfolio

Principal Holdings		
Portfolio Holdings (All options are based on the value of the Underlying Security)	Investment Terms	Expected Target Maturity
Purchased call option contracts	<p>"at-the-money" (<i>i.e.</i>, the strike price is equal to the then-current share price of the Underlying Security at the time of purchase) to provide indirect exposure to positive price returns of the Underlying Security.</p> <p>If the Underlying Security share price increases, these options will generate corresponding increases to the Fund.</p>	1-month to 6-month expiration dates
Sold put option contracts	<p>"at-the-money" (<i>i.e.</i>, the strike price is equal to the then-current share price of the Underlying Security at the time of sale).</p> <p>They are sold to help pay for the purchased call options described above.</p> <p>However, the sold put option contracts provide exposure to the full extent of any share price losses experienced by the Underlying Security.</p>	1-month to 6-month expiration dates
Sold (short) call option contracts (Covered Call Strategy)	<p>The strike price is approximately 0%-15% more than the then-current share price of the Underlying Security at the time of sale.</p> <p>They generate current income. However, they also limit some potential positive returns that the Fund may have otherwise experienced from gains in the Underlying Security's share price.</p>	1-month or less expiration dates
Sold (short) call option contracts (Covered Call Spread Strategy)	<p>The strike price is approximately 0%-15% more than the then-current share price of the Fund's Underlying Security at the time of sale.</p> <p>Sold call option contracts provide inverse exposure to the full extent of any increases in the value experienced by the Fund's Underlying Security, minus the premium received.</p>	1-month or less expiration dates
Purchased call option contracts (Covered Call Spread Strategy)	<p>"out-of-the-money" (<i>i.e.</i>, the strike price is above the strike price of the corresponding Covered Call Spread Strategy sold call).</p> <p>Bought call option contracts provide exposure to the full extent of any increases in the value experienced by the Fund's Underlying Security above the option's strike price.</p>	1-month or less expiration dates

U.S Treasury Securities and Cash	<p>Multiple series of U.S. Treasury Bills supported by the full faith and credit of the U.S. government.</p> <p>These instruments are used as collateral for the Fund’s derivative investments.</p> <p>They will also generate income.</p>	6-month to 2-year maturities
----------------------------------	--	------------------------------

The market value of the cash and treasuries held by the Fund is expected to be between 50% and 100% of the Fund’s net assets and the market value of the options package is expected to be between 0% and 50% of the Fund’s net assets. In terms of notional value, the combination of these investment instruments provides indirect investment exposure to AAPL equal to at least 100% of the Fund’s total assets.

Under normal circumstances, the Fund will invest at least 80% of its net assets, plus borrowings for investment purposes, in securities and financial instruments that provide indirect exposure to AAPL.

The Fund is classified as “non-diversified” under the 1940 Act.

There is no guarantee that the Fund’s investment strategy will be properly implemented, and an investor may lose some or all of its investment.

Apple Inc.

Apple Inc. designs, manufactures, and markets smartphones, personal computers, tablets, wearable and accessories, and sells a variety of related services. Apple Inc. is listed on the Nasdaq Global Select Market (“Nasdaq”). The aggregate market value of the voting and non-voting stock held by non-affiliates of Apple Inc., as of the most recent available data at time of drafting this prospectus (March 29, 2024), the last business day of Apple Inc.’s most recently completed second fiscal quarter, was approximately \$2.6 trillion.

Apple Inc. is registered under the Securities Exchange Act of 1934, as amended (the “Exchange Act”). Information provided to or filed with the SEC by Apple Inc. pursuant to the Exchange Act can be located by reference to the SEC file number 001-36743 through the SEC’s website at www.sec.gov. In addition, information regarding Apple Inc. may be obtained from other sources including, but not limited to, press releases, newspaper articles and other publicly disseminated documents.

This document relates only to the securities offered hereby and does not relate to AAPL or other securities of Apple Inc. The Fund has derived all disclosures contained in this document regarding Apple Inc. from the publicly available documents. None of the Fund, the Trust, the Adviser, or their respective affiliates has participated in the preparation of such publicly available offering documents or made any due diligence inquiry regarding such documents with respect to Apple Inc. None of the Fund, the Trust, the Adviser, or their respective affiliates makes any representation that such publicly available documents or any other publicly available information regarding Apple Inc. is accurate or complete. Furthermore, the Fund cannot give any assurance that all events occurring prior to the date hereof (including events that would affect the accuracy or completeness of the publicly available documents described above) that would affect the trading price of Apple Inc. (and therefore the price of Apple Inc. at the time we price the securities) have been publicly disclosed. Subsequent disclosure of any such events or the disclosure of or failure to disclose material future events concerning Apple Inc. could affect the value received with respect to the securities and therefore the value of the securities.

None of the Fund, the Trust, the Adviser, or their respective affiliates makes any representation to you as to the performance of AAPL.

THE FUND, TRUST AND ADVISER ARE NOT AFFILIATED WITH APPLE INC.

Due to the Fund’s investment strategy, the Fund’s investment exposure is concentrated in (or substantially exposed to) the same industry as that assigned to AAPL. As of the date of the Prospectus, AAPL is assigned to the technology hardware, storage and peripherals industry.

Principal Investment Risks

The principal risks of investing in the Fund are summarized below. As with any investment, there is a risk that you could lose all or a portion of your investment in the Fund. Some or all of these risks may adversely affect the Fund’s net asset value (“NAV”) per share, trading price, yield, total return, and/or ability to meet its objective. For more information about the risks of investing in the Fund, see the section in the Fund’s Prospectus titled “Additional Information About the Funds—Principal Risks of Investing in the Funds.”

An investment in the Fund entails risk. The Fund may not achieve its investment objective and there is a risk that you could lose all of your money invested in the Fund. The Fund is not a complete investment program. It is important that investors closely review all of the risks listed below and understand them before making an investment in the Fund.

Each risk summarized below is considered a “principal risk” of investing in the Fund, regardless of the order in which they appear.

AAPL Risk. The Fund invests in options contracts that are based on the value of AAPL. This subjects the Fund to certain of the same risks as if it owned shares of AAPL, even though it does not. By virtue of the Fund’s investments in options contracts that are based on the value of AAPL, the Fund may also be subject to the following risks:

Indirect Investment in AAPL Risk. Apple Inc. is not affiliated with the Trust, the Fund, the Adviser, or their respective affiliates and is not involved with this offering in any way and has no obligation to consider your Shares in taking any corporate actions that might affect the value of Shares. Investors in the Fund will not have voting rights and will not be able to influence management of Apple Inc. but will be exposed to the performance of AAPL (the underlying stock). Investors in the Fund will not have rights to receive dividends or other distributions or any other rights with respect to the underlying stock but will be subject to declines in the performance of the underlying stock.

AAPL Trading Risk. The trading price of AAPL may be highly volatile and could continue to be subject to wide fluctuations in response to various factors. The stock market in general, and the market for technology companies in particular, has experienced extreme price and volume fluctuations that have often been unrelated or disproportionate to the operating performance of those companies. In particular, a large proportion of AAPL may be traded by short sellers which may put pressure on the supply and demand for the common stock of Apple Inc., further influencing volatility in its market price. Public perception and other factors outside of the control of Apple Inc. may additionally impact AAPL’s stock price due to Apple Inc. garnering a disproportionate degree of public attention, regardless of actual operating performance. In addition, in the past, following periods of volatility in the overall market and the market price of a particular company’s securities, securities class action litigation has often been instituted against companies such as these. Moreover, stockholder litigation like this has been filed against Apple Inc. in the past. While Apple Inc. continues to defend such actions, any judgment against Apple Inc., or any future stockholder litigation could result in substantial costs and a diversion of the management of Apple Inc.’s attention and resources. If AAPL trading is halted, trading in Shares of the Fund may be impacted, either temporarily or indefinitely.

Apple Inc. Performance Risk. Apple Inc. may fail to meet its publicly announced guidelines or other expectations about its business, which could cause the price of AAPL to decline. Apple Inc. provides guidance regarding its expected financial and business performance, such as projections regarding sales and production, as well as anticipated future revenues, gross margins, profitability and cash flows. Correctly identifying key factors affecting business conditions and predicting future events is inherently an uncertain process, and the guidance Apple Inc. provides may not ultimately be accurate and has in the past been inaccurate in certain respects, such as the timing of new product manufacturing ramps. The guidance is based on certain assumptions such as those relating to global and local economic conditions, anticipated production and sales volumes (which generally are not linear throughout a given period), average sales prices, supplier and commodity costs, and planned cost reductions. If Apple Inc.’s guidance is not accurate or varies from actual results due to its inability to meet the assumptions or the impact on its financial performance that could occur as a result of various risks and uncertainties, the market value of common stock issued by Apple Inc. could decline significantly.

Technology Industry Risk. The technology industry, including, in some instances, Apple Inc., is subject to intense media, political and regulatory scrutiny, which may expose Apple Inc. to increasing regulation, government investigations, legal actions and penalties.

From time to time, Apple Inc. has made changes to its App Store, including actions taken in response to competition, market and legal conditions. Apple Inc. may make further business changes in the future. New legislative initiatives, such as the proposed EU Digital Markets Act, could, if enacted, require further changes. These changes could include how and to what extent Apple Inc. charges developers for access to its platforms and manages distribution of apps outside of the App Store.

Apple Inc. is also currently subject to antitrust investigations in various jurisdictions around the world, which can result in legal proceedings and claims against Apple Inc. that could, individually or in the aggregate, have a materially adverse impact on Apple Inc.’s business, results of operations and financial condition. For example, Apple Inc. is the subject of investigations in Europe and other jurisdictions relating to App Store terms and conditions. If such investigations result in adverse findings against Apple Inc., it could be exposed to significant fines and may be required to make changes to its App Store business, all of which could materially adversely affect Apple Inc.’s business, results of operations and financial condition. Apple Inc. is also subject to litigation relating to the App Store, which has resulted in changes to Apple Inc.’s business practices, and may in the future result in further changes.

Further, Apple Inc. has commercial relationships with other companies in the technology industry that are or may become subject to investigations and litigation that, if resolved against those other companies, could adversely affect Apple Inc.’s commercial relationships with those business partners and materially adversely affect Apple Inc.’s business, results of operations and financial condition. For example, Apple Inc. earns revenue from licensing arrangements with other companies to offer their search services on Apple Inc.’s platforms and apps, and certain of these arrangements are currently subject to government investigations and legal proceedings.

There can be no assurance Apple Inc.'s business will not be materially adversely affected, individually or in the aggregate, by the outcomes of such investigations, litigation or changes to laws and regulations in the future. Changes to Apple Inc.'s business practices to comply with new laws and regulations or in connection with other legal proceedings could negatively impact the reputation of Apple Inc.'s products for privacy and security and otherwise adversely affect the experience for users of Apple Inc.'s products and services, and result in harm to Apple Inc.'s reputation, loss of competitive advantage, poor market acceptance, reduced demand for products and services, and lost sales.

Global Events Risk. Apple Inc.'s business can be impacted by political events, trade and other international disputes, war, terrorism, natural disasters, public health issues, industrial accidents and other business interruptions. Political events, trade and other international disputes, war, terrorism, natural disasters, public health issues, industrial accidents and other business interruptions can harm or disrupt international commerce and the global economy, and could have a material adverse effect on Apple Inc. and its customers, suppliers, contract manufacturers, logistics providers, distributors, cellular network carriers and other channel partners.

Apple Inc. has a large, global business with sales outside the U.S. representing a majority of Apple Inc.'s total net sales, and Apple Inc. believes that it generally benefits from growth in international trade. Substantially all of Apple Inc.'s manufacturing is performed in whole or in part by outsourcing partners located primarily in Asia, including China mainland, India, Japan, South Korea, Taiwan and Vietnam. Trade policies and disputes and other international conflicts can result in tariffs, sanctions and other measures that restrict international trade, and can materially adversely affect Apple Inc.'s business, particularly if these measures occur in regions where Apple Inc. derives a significant portion of its revenues and/or has significant supply chain operations. For example, tensions between the U.S. and China have led to a series of tariffs being imposed by the U.S. on imports from China mainland, as well as other business restrictions. Tariffs increase the cost of Apple Inc.'s products and the components and raw materials that go into making them. These increased costs can adversely impact the gross margin that Apple Inc. earns on its products. Tariffs can also make Apple Inc.'s products more expensive for customers, which could make Apple Inc.'s products less competitive and reduce consumer demand. Countries may also adopt other measures, such as controls on imports or exports of goods, technology or data, that could adversely impact Apple Inc.'s operations and supply chain and limit Apple Inc.'s ability to offer its products and services as designed. These measures can require Apple Inc. to take various actions, including changing suppliers, restructuring business relationships, and ceasing to offer third-party applications on its platforms. Changing Apple Inc.'s operations in accordance with new or changed trade restrictions can be expensive, time-consuming and disruptive to Apple Inc.'s operations. Such restrictions can be announced with little or no advance notice and Apple Inc. may not be able to effectively mitigate all adverse impacts from such measures. If disputes and conflicts further escalate in the future, actions by governments in response could be significantly more severe and restrictive and could materially adversely affect Apple Inc.'s business. Political uncertainty surrounding trade and other international disputes could also have a negative effect on consumer confidence and spending, which could adversely affect Apple Inc.'s business.

Derivatives Risk. Derivatives are financial instruments that derive value from the underlying reference asset or assets, such as stocks, bonds, or funds (including ETFs), interest rates or indexes. The Fund's investments in derivatives may pose risks in addition to, and greater than, those associated with directly investing in securities or other ordinary investments, including risk related to the market, imperfect correlation with underlying investments or the Fund's other portfolio holdings, higher price volatility, lack of availability, counterparty risk, liquidity, valuation and legal restrictions. The use of derivatives is a highly specialized activity that involves investment techniques and risks different from those associated with ordinary portfolio securities transactions. The use of derivatives may result in larger losses or smaller gains than directly investing in securities. When the Fund uses derivatives, there may be an imperfect correlation between the value of AAPL and the derivative, which may prevent the Fund from achieving its investment objective. Because derivatives often require only a limited initial investment, the use of derivatives may expose the Fund to losses in excess of those amounts initially invested. In addition, the Fund's investments in derivatives are subject to the following risks:

Options Contracts. The use of options contracts involves investment strategies and risks different from those associated with ordinary portfolio securities transactions. The prices of options are volatile and are influenced by, among other things, actual and anticipated changes in the value of the underlying instrument, including the anticipated volatility, which are affected by fiscal and monetary policies and by national and international political, changes in the actual or implied volatility or the reference asset, the time remaining until the expiration of the option contract and economic events. For the Fund in particular, the value of the options contracts in which it invests are substantially influenced by the value of AAPL. The Fund may experience substantial downside from specific option positions and certain option positions held by the Fund may expire worthless. The options held by the Fund are exercisable at the strike price on their expiration date. As an option approaches its expiration date, its value typically increasingly moves with the value of the underlying instrument. However, prior to such date, the value of an option generally does not increase or decrease at the same rate as the underlying instrument. There may at times be an imperfect correlation between the movement in the values of options contracts and the underlying instrument, and there may at times not be a liquid secondary market for certain options contracts. The value of the options held by the Fund will be determined based on market quotations or other recognized pricing methods. Additionally, as the Fund intends to continuously maintain indirect exposure to AAPL through the use of options contracts, as the options contracts it holds are exercised or

expire it will enter into new options contracts, a practice referred to as “rolling.” If the expiring options contracts do not generate proceeds enough to cover the cost of entering into new options contracts, the Fund may experience losses.

Counterparty Risk. The Fund is subject to counterparty risk by virtue of its investments in options contracts. Transactions in some types of derivatives, including options, are required to be centrally cleared (“cleared derivatives”). In a transaction involving cleared derivatives, the Fund’s counterparty is a clearing house rather than a bank or broker. Since the Fund is not a member of clearing houses and only members of a clearing house (“clearing members”) can participate directly in the clearing house, the Fund will hold cleared derivatives through accounts at clearing members. In cleared derivatives positions, the Fund will make payments (including margin payments) to and receive payments from a clearing house through their accounts at clearing members. Customer funds held at a clearing organization in connection with any options contracts are held in a commingled omnibus account and are not identified to the name of the clearing member’s individual customers. As a result, assets deposited by the Fund with any clearing member as margin for options may, in certain circumstances, be used to satisfy losses of other clients of the Fund’s clearing member. In addition, although clearing members guarantee performance of their clients’ obligations to the clearing house, there is a risk that the assets of the Fund might not be fully protected in the event of the clearing member’s bankruptcy, as the Fund would be limited to recovering only a pro rata share of all available funds segregated on behalf of the clearing member’s customers for the relevant account class. The Fund is also subject to the risk that a limited number of clearing members are willing to transact on the Fund’s behalf, which heightens the risks associated with a clearing member’s default. This risk is greater for the Fund as it seeks to hold options contracts on a single security, and not a broader range of options contracts, which may limit the number of clearing members that are willing to transact on the Fund’s behalf. If a clearing member defaults the Fund could lose some or all of the benefits of a transaction entered into by the Fund with the clearing member. If the Fund cannot find a clearing member to transact with on the Fund’s behalf, the Fund may be unable to effectively implement its investment strategy.

Price Participation Risk. The Fund employs an investment strategy that includes the sale of call option contracts, which limits the degree to which the Fund will participate in increases in value experienced by AAPL over the Call Period. This means that if AAPL experiences an increase in value above the strike price of the sold call options during a Call Period, the Fund will likely not experience that increase to the same extent and may significantly underperform AAPL over the Call Period. Additionally, because the Fund is limited in the degree to which it will participate in increases in value experienced by AAPL over each Call Period, but has full exposure to any decreases in value experienced by AAPL over the Call Period, the NAV of the Fund may decrease over any given time period. The Fund’s NAV is dependent on the value of each options portfolio, which is based principally upon the performance of AAPL. The degree of participation in AAPL gains the Fund will experience will depend on prevailing market conditions, especially market volatility, at the time the Fund enters into the sold call option contracts and will vary from Call Period to Call Period. The value of the options contracts is affected by changes in the value and dividend rates of AAPL, changes in interest rates, changes in the actual or perceived volatility of AAPL and the remaining time to the options’ expiration, as well as trading conditions in the options market. As the price of AAPL changes and time moves towards the expiration of each Call Period, the value of the options contracts, and therefore the Fund’s NAV, will change. However, it is not expected for the Fund’s NAV to directly correlate on a day-to-day basis with the returns of AAPL. The amount of time remaining until the options contract’s expiration date affects the impact of the potential options contract income on the Fund’s NAV, which may not be in full effect until the expiration date of the Fund’s options contracts. Therefore, while changes in the price of the AAPL will result in changes to the Fund’s NAV, the Fund generally anticipates that the rate of change in the Fund’s NAV will be different than that experienced by AAPL.

Distribution Risk. As part of the Fund’s investment objective, the Fund seeks to provide current monthly income. There is no assurance that the Fund will make a distribution in any given month. If the Fund does make distributions, the amounts of such distributions will likely vary greatly from one distribution to the next. Additionally, the monthly distributions, if any, may consist of returns of capital, which would decrease the Fund’s NAV and trading price over time. As a result, an investor may suffer significant losses to their investment. In addition, the underlying stock may pay dividends, the Fund’s returns will not include any dividends paid by the underlying stock, and any income generated by the Fund may be less than the income generated by a direct investment in the underlying stock.

NAV Erosion Risk Due to Distributions. When the Fund makes a distribution, the Fund’s NAV will typically drop by the amount of the distribution on the related ex-dividend date. The repeated payment of distributions by the Fund, if any, may significantly erode the Fund’s NAV and trading price over time. As a result, an investor may suffer significant losses to their investment.

Call Strategy Risks. The path dependency (i.e., the continued use) of the Fund’s call writing strategy will impact the extent that the Fund participates in the positive price returns of AAPL and, in turn, the Fund’s returns, both during the term of the sold call options and over longer time periods. If, for example, each month the Fund were to sell 7% out-of-the-money call options having a one-month term, the Fund’s participation in the positive price returns of AAPL will be capped at 7% in any given month. However, over a longer period (e.g., 5 months), the Fund should not be expected to participate fully in the first 35% (i.e., 5 months x 7%) of the positive price returns of AAPL, or the Fund may even lose money, even if the AAPL share price has appreciated by at least that much over such period, if during any month over that period AAPL had a return less than 7%. This example illustrates that both the Fund’s participation in the positive price returns of AAPL and its returns will depend not only on the price of AAPL but also on the path that AAPL takes over time.

Additionally, when implementing the Covered Call Spread Strategy, the use of credit call spreads introduces further complexities and risks. While purchasing a higher-strike call option limits potential losses from the short call position, it also reduces the net premium received, which may result in lower overall returns compared to a stand-alone covered call strategy. If the price of the Underlying Security rises rapidly, the call spread may still cap upside participation, leading to missed profit opportunities. Furthermore, market conditions, such as mispricing between near-the-money and further out-of-the-money options, may impact the effectiveness of the strategy, potentially resulting in lower-than-expected returns or increased losses. The relative pricing of options at different strike levels can vary due to volatility shifts, liquidity constraints, or other market dynamics, adding an additional layer of uncertainty to the Fund's performance under this strategy.

ETF Risks.

Authorized Participants, Market Makers, and Liquidity Providers Concentration Risk. The Fund has a limited number of financial institutions that are authorized to purchase and redeem Shares directly from the Fund (known as "Authorized Participants" or "APs"). In addition, there may be a limited number of market makers and/or liquidity providers in the marketplace. To the extent either of the following events occur, Shares may trade at a material discount to NAV and possibly face delisting: (i) APs exit the business or otherwise become unable to process creation and/or redemption orders and no other APs step forward to perform these services; or (ii) market makers and/or liquidity providers exit the business or significantly reduce their business activities and no other entities step forward to perform their functions.

Cash Redemption Risk. The Fund's investment strategy may require it to redeem Shares for cash or to otherwise include cash as part of its redemption proceeds. For example, the Fund may not be able to redeem in-kind certain securities held by the Fund (e.g., derivative instruments). In such a case, the Fund may be required to sell or unwind portfolio investments to obtain the cash needed to distribute redemption proceeds. This may cause the Fund to recognize a capital gain that it might not have recognized if it had made a redemption in-kind. As a result, the Fund may pay out higher annual capital gain distributions than if the in-kind redemption process was used. By paying out higher annual capital gain distributions, investors may be subjected to increased capital gains taxes. Additionally, there may be brokerage costs or taxable gains or losses that may be imposed on the Fund in connection with a cash redemption that may not have occurred if the Fund had made a redemption in-kind. These costs could decrease the value of the Fund to the extent they are not offset by a transaction fee payable by an AP.

Costs of Buying or Selling Shares. Due to the costs of buying or selling Shares, including brokerage commissions imposed by brokers and bid-ask spreads, frequent trading of Shares may significantly reduce investment results and an investment in Shares may not be advisable for investors who anticipate regularly making small investments.

Management Risk. The Fund is subject to management risk because it is an actively managed portfolio. In managing the Fund's investment portfolio, the portfolio managers will apply investment techniques and risk analyses that may not produce the desired result. There can be no guarantee that the Fund will meet its investment objective.

Shares May Trade at Prices Other Than NAV. As with all ETFs, Shares may be bought and sold in the secondary market at market prices. Although it is expected that the market price of Shares will approximate the Fund's NAV, there may be times when the market price of Shares is more than the NAV intra-day (premium) or less than the NAV intra-day (discount) due to supply and demand of Shares or during periods of market volatility. This risk is heightened in times of market volatility, periods of steep market declines, and periods when there is limited trading activity for Shares in the secondary market, in which case such premiums or discounts may be significant.

Trading. Although Shares are listed on a national securities exchange, such as NYSE Arca, Inc. (the "Exchange"), and may be traded on U.S. exchanges other than the Exchange, there can be no assurance that an active trading market for the Shares will develop or be maintained or that the Shares will trade with any volume, or at all, on any stock exchange. This risk may be greater for the Fund as it seeks to have exposure to a single underlying stock as opposed to a more diverse portfolio like a traditional pooled investment. In stressed market conditions, the liquidity of Shares may begin to mirror the liquidity of the Fund's underlying portfolio holdings, which can be significantly less liquid than Shares. Shares trade on the Exchange at market price that may be below, at or above the Fund's NAV. Trading in Shares on the Exchange may be halted due to market conditions or for reasons that, in the view of the Exchange, make trading in Shares inadvisable. In addition, trading in Shares on the Exchange is subject to trading halts caused by extraordinary market volatility pursuant to the Exchange "circuit breaker" rules. There can be no assurance that the requirements of the Exchange necessary to maintain the listing of the Fund will continue to be met or will remain unchanged. In the event of an unscheduled market close for options contracts that reference a single stock, such as AAPL's securities being halted or a market wide closure, settlement prices will be determined by the procedures of the listing exchange of the options contracts. As a result, the Fund could be adversely affected and be unable to implement its investment strategies in the event of an unscheduled closing.

High Portfolio Turnover Risk. The Fund may actively and frequently trade all or a significant portion of the Fund's holdings. A high portfolio turnover rate increases transaction costs, which may increase the Fund's expenses. Frequent trading may also cause adverse tax consequences for investors in the Fund due to an increase in short-term capital gains.

Inflation Risk. Inflation risk is the risk that the value of assets or income from investments will be less in the future as inflation decreases the value of money. As inflation increases, the present value of the Fund's assets and distributions, if any, may decline.

Liquidity Risk. Some securities held by the Fund, including options contracts, may be difficult to sell or be illiquid, particularly during times of market turmoil. This risk is greater for the Fund as it will hold options contracts on a single security, and not a broader range of options contracts. Markets for securities or financial instruments could be disrupted by a number of events, including, but not limited to, an economic crisis, natural disasters, epidemics/pandemics, new legislation or regulatory changes inside or outside the United States. Illiquid securities may be difficult to value, especially in changing or volatile markets. If the Fund is forced to sell an illiquid security at an unfavorable time or price, the Fund may be adversely impacted. Certain market conditions or restrictions, such as market rules related to short sales, may prevent the Fund from limiting losses, realizing gains or achieving a high correlation with AAPL. There is no assurance that a security that is deemed liquid when purchased will continue to be liquid. Market illiquidity may cause losses for the Fund.

Market Events Risk. The Fund's investments are subject to changes in general economic conditions, general market fluctuations and the risks inherent in investment in securities and other financial instruments. Investment markets can be volatile and prices of investments can change substantially due to various factors including, but not limited to, economic growth or recession, changes in interest rates, inflation, changes in the actual or perceived creditworthiness of issuers, and general market liquidity. The Fund is subject to the risk that geopolitical events will disrupt securities and other financial markets and adversely affect global economies and markets. Local, regional or global events such as war, military conflicts, acts of terrorism, natural disasters, the spread of infectious illness or other public health issues, or other events could have a significant impact on the Fund and its investments. Continuing uncertainties regarding interest rates, rising inflation, political events, rising government debt in the U.S. and trade tensions also contribute to market volatility. Conflict, loss of life and disaster connected to ongoing armed conflict between Ukraine and Russia in Europe and between Israel and Hamas in the Middle East could have severe adverse effects on the related region, including significant adverse effects on the regional or global economies and the markets for certain securities. The U.S. and the European Union have imposed sanctions on certain Russian individuals and companies, including certain financial institutions, and have limited certain exports and imports to and from Russia. These conflicts have contributed to recent market volatility and may continue to do so.

Money Market Instrument Risk. The Fund may use a variety of money market instruments for cash management purposes, including money market funds, depository accounts and repurchase agreements. Repurchase agreements are contracts in which a seller of securities agrees to buy the securities back at a specified time and price. Repurchase agreements may be subject to market and credit risk related to the collateral securing the repurchase agreement. Money market instruments, including money market funds, may lose money through fees or other means.

Newer Fund Risk. The Fund is a recently organized management investment company with limited operating history. As a result, prospective investors have a limited track record or history on which to base their investment decisions. There can be no assurance that the Fund will maintain an economically viable size.

Non-Diversification Risk. Because the Fund is "non-diversified," it may invest a greater percentage of its assets in the securities of a single issuer or a smaller number of issuers than if it was a diversified fund. As a result, a decline in the value of an investment in a single issuer or a smaller number of issuers could cause the Fund's overall value to decline to a greater degree than if the Fund held a more diversified portfolio. This may increase the Fund's volatility and cause the performance of a relatively smaller number of issuers to have a greater impact on the Fund's performance.

Operational Risk. The Fund is subject to risks arising from various operational factors, including, but not limited to, human error, processing and communication errors, errors of the Fund's service providers, counterparties or other third-parties, failed or inadequate processes and technology or systems failures. The Fund relies on third-parties for a range of services, including custody. Any delay or failure relating to engaging or maintaining such service providers may affect the Fund's ability to meet its investment objective. Although the Fund, and Adviser seek to reduce these operational risks through controls and procedures, there is no way to completely protect against such risks.

Single Issuer Risk. Issuer-specific attributes may cause an investment in the Fund to be more volatile than a traditional pooled investment which diversifies risk or the market generally. The value of the Fund, which focuses on an individual security (AAPL), may be more volatile than a traditional pooled investment or the market as a whole and may perform differently from the value of a traditional pooled investment or the market as a whole.

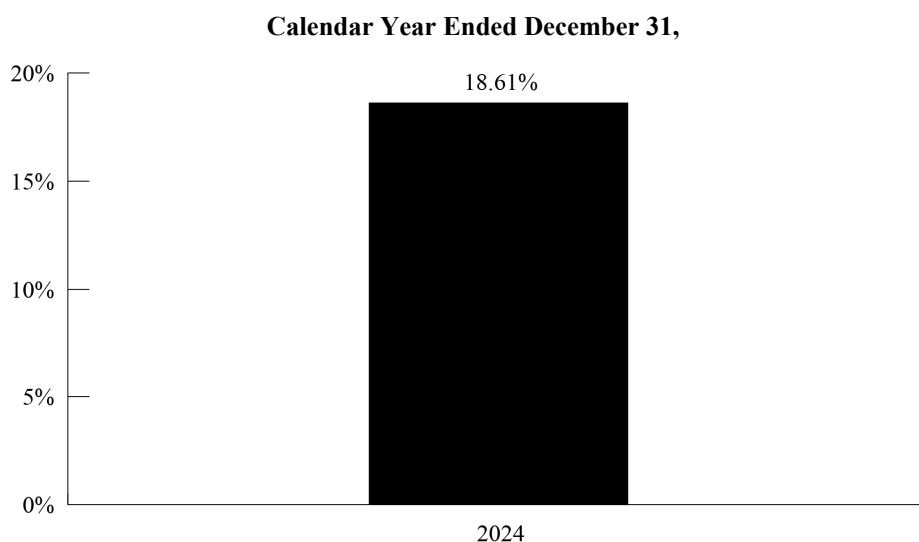
Tax Risk. The Fund intends to elect and to qualify each year to be treated as a RIC under Subchapter M of the Code. As a RIC, the Fund will not be subject to U.S. federal income tax on the portion of its net investment income and net capital gain that it distributes to Shareholders, provided that it satisfies certain requirements of the Code. If the Fund does not qualify as a RIC for any taxable year and certain relief provisions are not available, the Fund's taxable income will be subject to tax at the Fund level and to a further tax at the shareholder level when such income is distributed. To comply with the asset diversification test applicable to a RIC, the Fund will attempt to ensure that the value of options it holds is never 25% of the total value of Fund assets at the close of any quarter. If the Fund's

investments in options were to exceed 25% of the Fund’s total assets at the end of a tax quarter, the Fund, generally, has a grace period to cure such lack of compliance. If the Fund fails to timely cure, it may no longer be eligible to be treated as a RIC.

U.S. Government and U.S. Agency Obligations Risk. The Fund may invest in securities issued by the U.S. government or its agencies or instrumentalities. U.S. Government obligations include securities issued or guaranteed as to principal and interest by the U.S. Government, its agencies or instrumentalities, such as the U.S. Treasury. Payment of principal and interest on U.S. Government obligations may be backed by the full faith and credit of the United States or may be backed solely by the issuing or guaranteeing agency or instrumentality itself. In the latter case, the investor must look principally to the agency or instrumentality issuing or guaranteeing the obligation for ultimate repayment, which agency or instrumentality may be privately owned. There can be no assurance that the U.S. Government would provide financial support to its agencies or instrumentalities (including government-sponsored enterprises) where it is not obligated to do so.

Performance

The following performance information provides some indication of the risks of investing in the Fund by showing changes in the Fund’s performance over time. The following bar chart shows the Fund’s annual returns. The table illustrates how the Fund’s average annual returns for the 1-year and since inception periods compare with those of a broad measure of market performance. Although past performance of the Fund is no guarantee of how it will perform in the future, historical performance may give you some indication of the risks of investing in the Fund. Updated performance information will be available on the Fund’s website at www.yieldmaxetfs.com.



During the period of time shown in the bar chart, the Fund’s highest quarterly return was 12.59% for the quarter ended June 30, 2024 and the lowest quarterly return was -6.84% for the quarter ended March 31, 2024.

Average Annual Total Returns

For the Periods Ended December 31, 2024

	1 Year	Since Inception April 17, 2023
Return Before Taxes	18.61%	18.50%
Return After Taxes on Distributions	12.30%	13.35%
Return After Taxes on Distributions and Sale of Fund Shares	10.57%	11.70%
S&P 500® Total Return Index (reflects no deduction for fees, expenses, or taxes) ⁽¹⁾	25.02%	24.47%

⁽¹⁾ The S&P 500® Total Return Index is a free-float market capitalization-weighted index of 500 of the largest U.S. companies. The index is calculated on a total return basis with dividends reinvested.

After-tax returns are calculated using the historical highest individual federal marginal income tax rates during the period covered by the table above and do not reflect the impact of state and local taxes. Actual after-tax returns depend on an investor’s tax situation and may differ from those shown. After-tax returns shown are not relevant to investors who hold their Shares through tax-deferred or other tax-advantaged arrangements such as an individual retirement account (“IRA”).

Management

Investment Adviser: Tidal Investments LLC (the “Adviser”) serves as investment adviser to the Fund.

Portfolio Managers:

The following individuals are jointly and primarily responsible for the day-to-day management of the Fund.

Jay Pestrighelli, Portfolio Manager for the Adviser, has been a portfolio manager of the Fund since its inception in 2023.

Qiao Duan, CFA, Portfolio Manager for the Adviser, has been a portfolio manager of the Fund since its inception in 2023.

Charles A. Ragauss, CFA, Portfolio Manager for the Adviser, has been a portfolio manager of the Fund since its inception in 2023.

CFA® is a registered trademark owned by the CFA Institute.

Purchase and Sale of Shares

The Fund issues and redeems Shares at NAV only in large blocks known as “Creation Units,” which only Authorized Participants (APs) (typically, broker-dealers) may purchase or redeem. The Fund generally issues and redeems Creation Units in exchange for a portfolio of securities (the “Deposit Securities”) and/or a designated amount of U.S. cash.

Shares are listed on a national securities exchange, such as the Exchange, and individual Shares may only be bought and sold in the secondary market through brokers at market prices, rather than NAV. Because Shares trade at market prices rather than NAV, Shares may trade at a price greater than NAV (premium) or less than NAV (discount).

An investor may incur costs attributable to the difference between the highest price a buyer is willing to pay to purchase Shares (the “bid” price) and the lowest price a seller is willing to accept for Shares (the “ask” price) when buying or selling Shares in the secondary market. This difference in bid and ask prices is often referred to as the “bid-ask spread.”

Information regarding the Fund’s NAV, market price, how often Shares traded on the Exchange at a premium or discount, and bid-ask spreads can be found on the Fund’s website at www.yieldmaxetfs.com.

Tax Information

Fund distributions are generally taxable as ordinary income, qualified dividend income, or capital gains (or a combination), unless an investment is in an individual retirement account (“IRA”) or other tax-advantaged account. Distributions on investments made through tax-deferred arrangements may be taxed later upon withdrawal of assets from those accounts.

Financial Intermediary Compensation

If you purchase Shares through a broker-dealer or other financial intermediary (such as a bank) (an “Intermediary”), the Adviser or its affiliates may pay Intermediaries for certain activities related to the Fund, including participation in activities that are designed to make Intermediaries more knowledgeable about exchange-traded products, including the Fund, or for other activities, such as marketing, educational training, or other initiatives related to the sale or promotion of Shares. These payments may create a conflict of interest by influencing the Intermediary and your salesperson to recommend the Fund over another investment. Any such arrangements do not result in increased Fund expenses. Ask your salesperson or visit the Intermediary’s website for more information.

YieldMax™ ABNB Option Income Strategy ETF - FUND SUMMARY

Investment Objective

The Fund's primary investment objective is to seek current income. The Fund's secondary investment objective is to seek exposure to the share price of the common stock of Airbnb, Inc. ("ABNB" or "Underlying Security"), subject to a limit on potential investment gains.

Fees and Expenses of the Fund

This table describes the fees and expenses that you may pay if you buy, hold, and sell shares of the Fund ("Shares"). **You may pay other fees, such as brokerage commissions and other fees to financial intermediaries, which are not reflected in the table and Example below.**

Annual Fund Operating Expenses⁽¹⁾ (expenses that you pay each year as a percentage of the value of your investment)

Management Fee	0.99%
Distribution and Service (12b-1) Fees	None
Other Expenses (includes dividend, tax and broker expense) ⁽²⁾	0.07%
Total Annual Fund Operating Expenses	1.06%

⁽¹⁾ The Fund's investment adviser, Tidal Investments LLC (the "Adviser"), a Tidal Financial Group company, will pay, or require a sub-adviser to pay, all expenses incurred by the Fund (except for advisory fees and sub-advisory fees, as the case may be) excluding interest charges on any borrowings made for investment purposes, dividends and other expenses on securities sold short, taxes, brokerage commissions and other expenses incurred in placing orders for the purchase and sale of securities and other investment instruments, acquired fund fees and expenses, accrued deferred tax liability, distribution fees and expenses paid by the Fund under any distribution plan adopted pursuant to Rule 12b-1 under the Investment Company Act of 1940, as amended (the "1940 Act"), and litigation expenses and other non-routine or extraordinary expenses.

⁽²⁾ Based on estimated amounts for the current fiscal year.

Expense Example

This Example is intended to help you compare the cost of investing in the Fund with the cost of investing in other funds. The Example assumes that you invest \$10,000 in the Fund for the time periods indicated and then redeem or hold all of your Shares at the end of those periods. The Example also assumes that your investment has a 5% return each year and that the Fund's operating expenses remain the same. The Example does not take into account brokerage commissions that you may pay on your purchases and sales of Shares. Although your actual costs may be higher or lower, based on these assumptions your costs would be:

1 Year	3 Years
\$108	\$337

Portfolio Turnover

The Fund pays transaction costs, such as commissions, when it buys and sells securities (or "turns over" its portfolio). A higher portfolio turnover rate may indicate higher transaction costs and may result in higher taxes when Shares are held in a taxable account. These costs, which are not reflected in total annual fund operating expenses or in the expense example above, affect the Fund's performance. For the fiscal period from June 24, 2024 (commencement of operations) to October 31, 2024, the Fund's, portfolio turnover rate was 46% of the aggregate value of its portfolio.

Principal Investment Strategies

The Fund is an actively managed exchange-traded fund ("ETF") that seeks current income while providing indirect exposure to the share price (*i.e.*, the price returns) of the common stock of Airbnb, Inc. ("ABNB" or the "Underlying Security"), subject to a limit on potential investment gains. The Fund will employ its investment strategy as it relates to ABNB regardless of whether there are periods of adverse market, economic, or other conditions and will not take temporary defensive positions during such periods. As further described below, the Fund uses either a synthetic covered call strategy or a synthetic covered call spread strategy to provide income and indirect exposure to the share price returns of ABNB, subject to a limit on potential investment gains as a result of the nature of the options strategy it employs. That is, the Fund not only seeks to generate income from its options investments but also aims to derive gains when the value of ABNB increases. The Fund's options contracts provide:

- indirect exposure to the share price returns of ABNB,

- current income from the option premiums, and
- a limit on the Fund's participation in gains, if any, of the share price returns of ABNB.

For more information, see sections "The Fund's Use of Underlying Security Option Contracts," "Synthetic Covered Call Strategy" and "Synthetic Covered Call Spread Strategy" below.

Why invest in the Fund?

- The Fund seeks to generate monthly income, which is not dependent on the price appreciation of the Underlying Security.
- The Fund seeks to participate in a portion of the gains experienced by the Underlying Security.

That is, although the Fund may not fully participate in gains in the Underlying Security's stock price, the Fund's portfolio is designed to generate income.

An Investment in the Fund is not an investment in the Underlying Security.

- **The Fund's strategy will capture only a portion of its potential gains if the Underlying Security's stock price increase in value.**
- **The Fund's strategy is subject to all potential losses if the Underlying Security's stock price decrease in value, which may not be offset by income received by the Fund.**
- The Fund does not invest directly in the Underlying Security.
- Fund shareholders are not entitled to any Underlying Security dividends.

Additional information regarding the Underlying Security is also set forth below.

The Fund's Use of Underlying Security Option Contracts

As part of the Fund's synthetic covered call strategy and synthetic covered call spread strategy, the Fund will purchase and sell a combination of standardized exchange-traded and FLEXible EXchange® ("FLEX") call and put option contracts that are based on the value of the price returns of the Underlying Security.

- In general, an option contract gives the purchaser of the option contract the right to purchase (for a call option) or sell (for a put option) the underlying asset (like shares of the Underlying Security) at a specified price (the "strike price").
- If exercised, an option contract obligates the seller to deliver shares (for a sold or "short" call) or buy shares (for a sold or "short" put) of the underlying asset at a specified price (the "strike price").
- Options contracts must be exercised or traded to close within a specified time frame, or they expire. See the chart in section "Fund Portfolio" below for a description of the option contracts utilized by the Fund.

Standardized exchange-traded options include standardized terms. FLEX options are also exchange-traded, but they allow for customizable terms (e.g., the strike price can be negotiated). For more information on FLEX options, see "Additional Information about the Funds – Exchange Traded Options Portfolio."

The Fund's options contracts are based on the value of the Underlying Security, which gives the Fund the right or obligation to receive or deliver shares of the Underlying Security on the expiration date of the applicable option contract in exchange for the stated strike price, depending on whether the option contract is a call option or a put option, and whether the Fund purchases or sells the option contract.

Synthetic Covered Call Strategy

In seeking to achieve its investment objective, the Fund may implement a "synthetic covered call" strategy using the standardized exchange-traded and FLEX options described above.

- A *traditional* covered call strategy is an investment strategy where an investor (the Fund) sells a call option on an underlying security it owns.
- A *synthetic* covered call strategy is similar to a traditional covered call strategy in that the investor sells a call option that is based on the value of the underlying security. However, in a synthetic covered call strategy, the investor (the Fund) does not own the underlying security, but rather seeks to *synthetically* replicate 100% of the price movements of the underlying security through the use of various investment instruments.

The Fund's synthetic covered call strategies consists of the following three elements, each of which is described in greater detail farther below:

- Synthetic long exposure to the Underlying Security, which allows the Fund to seek to participate in the changes, up or down, in the price of shares of the Underlying Security.
- Covered call writing (where the Underlying Security's call options are sold against the synthetic long portion of the strategy), which allows the Fund to generate income.
- U.S. Treasuries, which are used for collateral for the options, and which also generate income.

1. Synthetic Long Exposure

To achieve a synthetic long exposure to the Underlying Security, the Fund will buy the Underlying Security's call options and, simultaneously, sell the Underlying Security's put options to try to replicate the price movements of the Underlying Security. The call options purchased by the Fund and the put options sold by the Fund will generally have one-month to six-month terms and strike prices that are approximately equal to the then-current share price of the Underlying Security at the time the contracts are purchased and sold, respectively. The combination of the long call options and sold put options provides the Fund with indirect investment exposure equal to approximately 100% of the Underlying Security for the duration of the applicable options exposure.

2. Covered Call Strategies

Covered Call Strategy

As part of its strategy, the Fund will write (sell) call option contracts on the Underlying Security to generate income. Since the Fund does not directly own the Underlying Security, these written call options will be sold short (i.e., selling a position it does not currently own). The Fund will seek to participate in the share price appreciation of the Underlying Security, if any. However, due to the nature of covered call strategies, the Fund's participation may be subject to a cap (as described below). In this strategy, the call options written (sold) by the Fund will generally have 1- month or less expiration dates (the "Call Period") and generally have a strike price that is approximately 0%-15% above the then-current share price of the Underlying Security.

It is important to note that the sale of the Underlying Security call option contracts will limit the Fund's participation in the appreciation in the Underlying Security's stock price. If the stock price of the Underlying Security increases, the above-referenced synthetic long exposure alone would allow the Fund to experience similar percentage gains. However, if the Underlying Security's stock price appreciates beyond the strike price of one or more of the sold (short) call option contracts, the Fund will lose money on those short call positions, and the losses will, in turn, limit the upside return of the Fund's synthetic long exposure. As a result, the Fund's overall strategy (i.e., the combination of the synthetic long exposure to the Underlying Security and the sold (short) the Underlying Security call positions) will limit the Fund's participation in gains in the Underlying Security's stock price beyond a certain point.

Covered Call Spread Strategy

The Adviser will employ the Covered Call Spread Strategy when it believes it is a better strategy for the Fund as compared to the Covered Call Strategy. The Fund may write (sell) credit call spreads (described below) rather than stand-alone call option contracts to seek greater participation in the potential appreciation of its Underlying Security's share price, while still generating net premium income. The Adviser will primarily employ this covered call spread strategy when it believes that the share price of its Underlying Security is likely to rise significantly in the short term (e.g., following a substantial selloff or overall positive market news). Additionally, the Adviser may use this strategy in other scenarios (e.g., if the market is undervaluing further out-of-the-money options relative to near-the-money options), where it believes the use of credit call spreads may prove more advantageous to the Fund's total return than the covered call strategy.

A credit call spread involves selling a call option while simultaneously buying a call option with a higher strike price, both with the same expiration date. By writing credit call spreads, the Fund can potentially offset losses incurred from its short call positions if the Underlying Security's share price rises above the strike price.

3. U.S. Treasuries

The Fund will hold short-term U.S. Treasury securities as collateral in connection with the Fund's synthetic covered call strategy.

The Fund intends to continuously maintain indirect exposure to the Underlying Security through the use of options contracts. As the options contracts it holds are exercised or expire it may enter into new options contracts, a practice referred to as "rolling." The Fund's practice of rolling options may result in high portfolio turnover.

Fund's Monthly Distributions

The Fund will seek to provide monthly income in the form of cash distributions. The Fund will seek to generate such income in the following ways:

- Writing (selling) call option contracts on its Underlying Security as described above. The income comes mainly from the option premiums received from these option sales. A premium, in this context, refers to the price the option buyer pays to the option seller (the Fund) for the rights granted by the option. The amount of these premiums is largely affected by the fluctuations in the Underlying Security's stock prices. However, other elements like interest rates can also influence the income level.
- Investing in short-term U.S. Treasury securities. The income generated by these securities will be influenced by interest rates at the time of investment.
- In addition to the income-seeking methodologies stated in the Prospectus, the Fund's use of the Synthetic Covered Call Spread Strategy may occasionally allow it to capture a substantial portion of any significant increase in the price of its Underlying Security. When this happens, the Fund could receive profits exceeding the initial cost of the call options, and the Fund's distributions may include some of those profits.

Fund's Return Profile vs its Underlying Security

For the reasons stated above, the Fund's performance will differ from that of the Underlying Security's stock price. The performance differences will depend on, among other things, the price of the Underlying Security, changes in the value of the the Underlying Security options contracts the Fund holds, and changes in the value of the U.S. Treasuries.

Fund Portfolio

Principal Holdings		
Portfolio Holdings (All options are based on the value of the Underlying Security)	Investment Terms	Expected Target Maturity
Purchased call option contracts	<p>"at-the-money" (<i>i.e.</i>, the strike price is equal to the then-current share price of the Underlying Security at the time of purchase) to provide indirect exposure to positive price returns of the Underlying Security.</p> <p>If the Underlying Security share price increases, these options will generate corresponding increases to the Fund.</p>	1-month to 6-month expiration dates
Sold put option contracts	<p>"at-the-money" (<i>i.e.</i>, the strike price is equal to the then-current share price of the Underlying Security at the time of sale).</p> <p>They are sold to help pay for the purchased call options described above.</p> <p>However, the sold put option contracts provide exposure to the full extent of any share price losses experienced by the Underlying Security.</p>	1-month to 6-month expiration dates
Sold (short) call option contracts (Covered Call Strategy)	<p>The strike price is approximately 0%-15% more than the then-current share price of the Underlying Security at the time of sale.</p> <p>They generate current income. However, they also limit some potential positive returns that the Fund may have otherwise experienced from gains in the Underlying Security's share price.</p>	1-month or less expiration dates
Sold (short) call option contracts (Covered Call Spread Strategy)	<p>The strike price is approximately 0%-15% more than the then-current share price of the Fund's Underlying Security at the time of sale.</p> <p>Sold call option contracts provide inverse exposure to the full extent of any increases in the value experienced by the Fund's Underlying Security, minus the premium received.</p>	1-month or less expiration dates
Purchased call option contracts (Covered Call Spread Strategy)	<p>"out-of-the-money" (<i>i.e.</i>, the strike price is above the strike price of the corresponding Covered Call Spread Strategy sold call).</p> <p>Bought call option contracts provide exposure to the full extent of any increases in the value experienced by the Fund's Underlying Security above the option's strike price.</p>	1-month or less expiration dates

U.S Treasury Securities and Cash	<p>Multiple series of U.S. Treasury Bills supported by the full faith and credit of the U.S. government.</p> <p>These instruments are used as collateral for the Fund’s derivative investments.</p> <p>They will also generate income.</p>	6-month to 2-year maturities
----------------------------------	--	------------------------------

The market value of the cash and treasuries held by the Fund is expected to be between 50% and 100% of the Fund’s net assets and the market value of the options package is expected to be between 0% and 50% of the Fund’s net assets. In terms of notional value, the combination of these investment instruments provides indirect investment exposure to ABNB equal to at least 100% of the Fund’s total assets.

Under normal circumstances, the Fund will invest at least 80% of its net assets, plus borrowings for investment purposes, in securities and financial instruments that provide indirect exposure to ABNB.

The Fund is classified as “non-diversified” under the 1940 Act.

There is no guarantee that the Fund’s investment strategy will be properly implemented, and an investor may lose some or all of its investment.

Airbnb, Inc. (“ABNB”)

ABNB provides an online marketplace for short- and long-term homestays and experiences. ABNB is listed on The Nasdaq Stock Market. Per ABNB’s most recent Form 10-K filing, the aggregate market value of the Class A common stock, as of the most recent available data at time of drafting this prospectus (June 30, 2024), held by non-affiliates of ABNB was approximately \$66.1 billion.

ABNB is registered under the Securities Exchange Act of 1934, as amended (the “Exchange Act”). Information provided to or filed with the SEC by ABNB pursuant to the Exchange Act can be located by reference to the SEC file number 001-39778 through the SEC’s website at www.sec.gov. In addition, information regarding ABNB may be obtained from other sources including, but not limited to, press releases, newspaper articles and other publicly disseminated documents.

This document relates only to the securities offered hereby and does not relate to ABNB or other securities of ABNB. The Fund has derived all disclosures contained in this document regarding ABNB from the publicly available documents. None of the Fund, the Trust, the Adviser, or their respective affiliates has participated in the preparation of such publicly available offering documents or made any due diligence inquiry regarding such documents with respect to ABNB. None of the Fund, the Trust, the Adviser, or their respective affiliates makes any representation that such publicly available documents or any other publicly available information regarding ABNB is accurate or complete. Furthermore, the Fund cannot give any assurance that all events occurring prior to the date hereof (including events that would affect the accuracy or completeness of the publicly available documents described above) that would affect the trading price of ABNB (and therefore the price of ABNB at the time we price the securities) have been publicly disclosed. Subsequent disclosure of any such events or the disclosure of or failure to disclose material future events concerning ABNB could affect the value received with respect to the securities and therefore the value of the securities.

None of the Fund, the Trust, the Adviser, or their respective affiliates makes any representation to you as to the performance of ABNB.

THE FUND, TRUST AND ADVISER ARE NOT AFFILIATED WITH ABNB.

Due to the Fund’s investment strategy, the Fund’s investment exposure is concentrated in (or substantially exposed to) the same industries as that assigned to ABNB. As of the date of the Prospectus, ABNB is assigned to the hotels, restaurants, and leisure.

Principal Investment Risks

The principal risks of investing in the Fund are summarized below. As with any investment, there is a risk that you could lose all or a portion of your investment in the Fund. Some or all of these risks may adversely affect the Fund’s net asset value (“NAV”) per share, trading price, yield, total return, and/or ability to meet its objective. For more information about the risks of investing in the Fund, see the section in the Fund’s Prospectus titled “Additional Information About the Funds—Principal Risks of Investing in the Funds.”

An investment in the Fund entails risk. The Fund may not achieve its investment objective and there is a risk that you could lose all of your money invested in the Fund. The Fund is not a complete investment program. It is important that investors closely review all of the risks listed below and understand them before making an investment in the Fund.

Each risk summarized below is considered a “principal risk” of investing in the Fund, regardless of the order in which they appear.

ABNB Risk. The Fund invests in options contracts that are based on the value of ABNB. This subjects the Fund to certain of the same risks as if it owned shares of ABNB, even though it does not. By virtue of the Fund’s investments in options contracts that are based on the value of ABNB, the Fund may also be subject to the following risks:

Indirect Investment in ABNB Risk. ABNB is not affiliated with the Trust, the Fund, the Adviser or their respective affiliates and is not involved with this offering in any way and has no obligation to consider your Shares in taking any corporate actions that might affect the value of Shares. Investors in the Fund will not have voting rights and will not be able to influence management of ABNB but will be exposed to the performance of ABNB (the underlying stock). Investors in the Fund will not have rights to receive dividends or other distributions or any other rights with respect to the underlying stock but will be subject to declines in the performance of the underlying stock.

ABNB Trading Risk. The trading price of ABNB may be highly volatile and could continue to be subject to wide fluctuations in response to various factors. The stock market in general, and the market for technology companies in particular, has experienced extreme price and volume fluctuations that have often been unrelated or disproportionate to the operating performance of those companies. In particular, a large proportion of ABNB may be traded by short sellers which may put pressure on the supply and demand for the common stock of ABNB, further influencing volatility in its market price. Public perception and other factors outside of the control of ABNB may additionally impact ABNB’s stock price due to ABNB garnering a disproportionate degree of public attention, regardless of actual operating performance. In addition, in the past, following periods of volatility in the overall market and the market price of a particular company’s securities, securities class action litigation has often been instituted against companies such as these. Moreover, stockholder litigation like this has been filed against ABNB in the past. While ABNB continues to defend such actions, any judgment against ABNB, or any future stockholder litigation could result in substantial costs and a diversion of the management of ABNB’s attention and resources. If ABNB trading is halted, trading in Shares of the ABNB Fund may be impacted, either temporarily or indefinitely.

ABNB Performance Risk. ABNB may fail to meet its publicly announced guidelines or other expectations about its business, which could cause the price of ABNB to decline. ABNB provides guidance regarding its expected financial and business performance, such as projections regarding sales and production, as well as anticipated future revenues, gross margins, profitability and cash flows. Correctly identifying key factors affecting business conditions and predicting future events is inherently an uncertain process, and the guidance ABNB provides may not ultimately be accurate and has in the past been inaccurate in certain respects, such as the timing of new product manufacturing ramps. The guidance is based on certain assumptions such as those relating to global and local economic conditions, anticipated production and sales volumes (which generally are not linear throughout a given period), average sales prices, supplier and commodity costs, and planned cost reductions. If ABNB’s guidance is not accurate or varies from actual results due to its inability to meet the assumptions or the impact on its financial performance that could occur as a result of various risks and uncertainties, the market value of common stock issued by ABNB could decline significantly.

Travel Industry Risk. Companies in the travel industry may be adversely affected by a downturn in economic conditions that can result in decreased demand for leisure and business travel. Due to the discretionary nature of business and leisure travel spending, travel company revenues are heavily influenced by the condition of the U.S. and foreign economies. Travel companies may also be significantly affected by changes in labor relations and insurance costs. Lodging industry companies, in particular, are subject to various risks that may cause significant losses, which includes risks related to uncertainty in travel (due to global, regional or local events), guest safety, security, and privacy, changing consumer demands, consumer perception of risk (for example, due to terrorist attacks, pandemics, and political or social violence), and changing or increased regulations.

Beginning in the first quarter of 2020, financial markets in the United States and around the world experienced extreme and in many cases unprecedented volatility and severe losses due to the global pandemic caused by COVID-19, a novel coronavirus. The pandemic resulted in a wide range of social and economic disruptions, including closed borders and reduced or prohibited domestic or international travel. Some sectors of the economy and individual issuers, including travel companies, experienced particularly large losses, which may continue for an extended period of time or reoccur in the future to a similar or greater extent.

Derivatives Risk. Derivatives are financial instruments that derive value from the underlying reference asset or assets, such as stocks, bonds, or funds (including ETFs), interest rates or indexes. The Fund’s investments in derivatives may pose risks in addition to, and greater than, those associated with directly investing in securities or other ordinary investments, including risk related to the market, imperfect correlation with underlying investments or the Fund’s other portfolio holdings, higher price volatility, lack of availability, counterparty risk, liquidity, valuation and legal restrictions. The use of derivatives is a highly specialized activity that involves investment techniques and risks different from those associated with ordinary portfolio securities transactions. The use of derivatives may result in larger losses or smaller gains than directly investing in securities. When the Fund uses derivatives, there may be an imperfect correlation between the value of ABNB and the derivative, which may prevent the Fund from achieving its investment

objective. Because derivatives often require only a limited initial investment, the use of derivatives may expose the Fund to losses in excess of those amounts initially invested. In addition, the Fund's investments in derivatives are subject to the following risks:

Options Contracts. The use of options contracts involves investment strategies and risks different from those associated with ordinary portfolio securities transactions. The prices of options are volatile and are influenced by, among other things, actual and anticipated changes in the value of the underlying instrument, including the anticipated volatility, which are affected by fiscal and monetary policies and by national and international political, changes in the actual or implied volatility or the reference asset, the time remaining until the expiration of the option contract and economic events. For the Fund in particular, the value of the options contracts in which it invests is substantially influenced by the value of ABNB. The Fund may experience substantial downside from specific option positions and certain option positions held by the Fund may expire worthless. The options held by the Fund are exercisable at the strike price on their expiration date. As an option approaches its expiration date, its value typically increasingly moves with the value of the underlying instrument. However, prior to such date, the value of an option generally does not increase or decrease at the same rate as the underlying instrument. There may at times be an imperfect correlation between the movement in the values of options contracts and the underlying instrument, and there may at times not be a liquid secondary market for certain options contracts. The value of the options held by the Fund will be determined based on market quotations or other recognized pricing methods. Additionally, as the Fund intends to continuously maintain indirect exposure to ABNB through the use of options contracts, as the options contracts it holds are exercised or expire it will enter into new options contracts, a practice referred to as "rolling." If the expiring options contracts do not generate proceeds enough to cover the cost of entering into new options contracts, the Fund may experience losses.

Counterparty Risk. The Fund is subject to counterparty risk by virtue of its investments in options contracts. Transactions in some types of derivatives, including options, are required to be centrally cleared ("cleared derivatives"). In a transaction involving cleared derivatives, the Fund's counterparty is a clearing house rather than a bank or broker. Since the Fund is not a member of clearing houses and only members of a clearing house ("clearing members") can participate directly in the clearing house, the Fund will hold cleared derivatives through accounts at clearing members. In cleared derivatives positions, the Fund will make payments (including margin payments) to and receive payments from a clearing house through their accounts at clearing members. Customer funds held at a clearing organization in connection with any options contracts are held in a commingled omnibus account and are not identified to the name of the clearing member's individual customers. As a result, assets deposited by the Fund with any clearing member as margin for options may, in certain circumstances, be used to satisfy losses of other clients of the Fund's clearing member. In addition, although clearing members guarantee performance of their clients' obligations to the clearing house, there is a risk that the assets of the Fund might not be fully protected in the event of the clearing member's bankruptcy, as the Fund would be limited to recovering only a pro rata share of all available funds segregated on behalf of the clearing member's customers for the relevant account class. The Fund is also subject to the risk that a limited number of clearing members are willing to transact on the Fund's behalf, which heightens the risks associated with a clearing member's default. This risk is greater for the Fund as it seeks to hold options contracts on a single security, and not a broader range of options contracts, which may limit the number of clearing members that are willing to transact on the Fund's behalf. If a clearing member defaults the Fund could lose some or all of the benefits of a transaction entered into by the Fund with the clearing member. If the Fund cannot find a clearing member to transact with on the Fund's behalf, the Fund may be unable to effectively implement its investment strategy.

Price Participation Risk. The Fund employs an investment strategy that includes the sale of call option contracts, which limits the degree to which the Fund will participate in increases in value experienced by ABNB over the Call Period. This means that if ABNB experiences an increase in value above the strike price of the sold call options during a Call Period, the Fund will likely not experience that increase to the same extent and may significantly underperform ABNB over the Call Period. Additionally, because the Fund is limited in the degree to which it will participate in increases in value experienced by ABNB over each Call Period, but has full exposure to any decreases in value experienced by ABNB over the Call Period, the NAV of the Fund may decrease over any given time period. The Fund's NAV is dependent on the value of each options portfolio, which is based principally upon the performance of ABNB. The degree of participation in ABNB gains the Fund will experience will depend on prevailing market conditions, especially market volatility, at the time the Fund enters into the sold call option contracts and will vary from Call Period to Call Period. The value of the options contracts is affected by changes in the value and dividend rates of ABNB, changes in interest rates, changes in the actual or perceived volatility of ABNB and the remaining time to the options' expiration, as well as trading conditions in the options market. As the price of ABNB changes and time moves towards the expiration of each Call Period, the value of the options contracts, and therefore the Fund's NAV, will change. However, it is not expected for the Fund's NAV to directly correlate on a day-to-day basis with the returns of ABNB. The amount of time remaining until the options contract's expiration date affects the impact of the potential options contract income on the Fund's NAV, which may not be in full effect until the expiration date of the Fund's options contracts. Therefore, while changes in the price of the ABNB will result in changes to the Fund's NAV, the Fund generally anticipates that the rate of change in the Fund's NAV will be different than that experienced by ABNB.

Distribution Risk. As part of the Fund's investment objective, the Fund seeks to provide current monthly income. There is no assurance that the Fund will make a distribution in any given month. If the Fund does make distributions, the amounts of such distributions will likely vary greatly from one distribution to the next. Additionally, the monthly distributions, if any, may consist of returns of capital, which would decrease the Fund's NAV and trading price over time. As a result, an investor may suffer significant losses to their

investment. In addition, the underlying stock may pay dividends, the Fund's returns will not include any dividends paid by the underlying stock, and any income generated by the Fund may be less than the income generated by a direct investment in the underlying stock.

NAV Erosion Risk Due to Distributions. When the Fund makes a distribution, the Fund's NAV will typically drop by the amount of the distribution on the related ex-dividend date. The repeated payment of distributions by the Fund, if any, may significantly erode the Fund's NAV and trading price over time. As a result, an investor may suffer significant losses to their investment.

Call Strategy Risks. The path dependency (i.e., the continued use) of the Fund's call writing strategy will impact the extent that the Fund participates in the positive price returns of ABNB and, in turn, the Fund's returns, both during the term of the sold call options and over longer time periods. If, for example, each month the Fund were to sell 7% out-of-the-money call options having a one-month term, the Fund's participation in the positive price returns of ABNB will be capped at 7% in any given month. However, over a longer period (e.g., 5 months), the Fund should not be expected to participate fully in the first 35% (i.e., 5 months x 7%) of the positive price returns of ABNB, or the Fund may even lose money, even if the ABNB share price has appreciated by at least that much over such period, if during any month over that period ABNB had a return less than 7%. This example illustrates that both the Fund's participation in the positive price returns of ABNB and its returns will depend not only on the price of ABNB but also on the path that ABNB takes over time.

Additionally, when implementing the Covered Call Spread Strategy, the use of credit call spreads introduces further complexities and risks. While purchasing a higher-strike call option limits potential losses from the short call position, it also reduces the net premium received, which may result in lower overall returns compared to a stand-alone covered call strategy. If the price of the Underlying Security rises rapidly, the call spread may still cap upside participation, leading to missed profit opportunities. Furthermore, market conditions, such as mispricing between near-the-money and further out-of-the-money options, may impact the effectiveness of the strategy, potentially resulting in lower-than-expected returns or increased losses. The relative pricing of options at different strike levels can vary due to volatility shifts, liquidity constraints, or other market dynamics, adding an additional layer of uncertainty to the Fund's performance under this strategy.

ETF Risks.

Authorized Participants, Market Makers, and Liquidity Providers Concentration Risk. The Fund has a limited number of financial institutions that are authorized to purchase and redeem Shares directly from the Fund (known as "Authorized Participants" or "APs"). In addition, there may be a limited number of market makers and/or liquidity providers in the marketplace. To the extent either of the following events occur, Shares may trade at a material discount to NAV and possibly face delisting: (i) APs exit the business or otherwise become unable to process creation and/or redemption orders and no other APs step forward to perform these services; or (ii) market makers and/or liquidity providers exit the business or significantly reduce their business activities and no other entities step forward to perform their functions.

Cash Redemption Risk. The Fund's investment strategy may require it to redeem Shares for cash or to otherwise include cash as part of its redemption proceeds. For example, the Fund may not be able to redeem in-kind certain securities held by the Fund (e.g., derivative instruments). In such a case, the Fund may be required to sell or unwind portfolio investments to obtain the cash needed to distribute redemption proceeds. This may cause the Fund to recognize a capital gain that it might not have recognized if it had made a redemption in-kind. As a result, the Fund may pay out higher annual capital gain distributions than if the in-kind redemption process was used. By paying out higher annual capital gain distributions, investors may be subjected to increased capital gains taxes. Additionally, there may be brokerage costs or taxable gains or losses that may be imposed on the Fund in connection with a cash redemption that may not have occurred if the Fund had made a redemption in-kind. These costs could decrease the value of the Fund to the extent they are not offset by a transaction fee payable by an AP.

Costs of Buying or Selling Shares. Due to the costs of buying or selling Shares, including brokerage commissions imposed by brokers and bid-ask spreads, frequent trading of Shares may significantly reduce investment results and an investment in Shares may not be advisable for investors who anticipate regularly making small investments.

Management Risk. The Fund is subject to management risk because it is an actively managed portfolio. In managing the Fund's investment portfolio, the portfolio managers will apply investment techniques and risk analyses that may not produce the desired result. There can be no guarantee that the Fund will meet its investment objective.

Shares May Trade at Prices Other Than NAV. As with all ETFs, Shares may be bought and sold in the secondary market at market prices. Although it is expected that the market price of Shares will approximate the Fund's NAV, there may be times when the market price of Shares is more than the NAV intra-day (premium) or less than the NAV intra-day (discount) due to supply and demand of Shares or during periods of market volatility. This risk is heightened in times of market volatility, periods of steep market declines, and periods when there is limited trading activity for Shares in the secondary market, in which case such premiums or discounts may be significant.

Trading. Although Shares are listed on a national securities exchange, such as NYSE Arca, Inc. (the "Exchange"), and may be traded on U.S. exchanges other than the Exchange, there can be no assurance that an active trading market for the Shares will

develop or be maintained or that the Shares will trade with any volume, or at all, on any stock exchange. This risk may be greater for the Fund as it seeks to have indirect exposure to a single underlying stock as opposed to a more diverse portfolio like a traditional pooled investment. In stressed market conditions, the liquidity of Shares may begin to mirror the liquidity of the Fund's underlying portfolio holdings, which can be significantly less liquid than Shares. Shares trade on the Exchange at a market price that may be below, at or above the Fund's NAV. Trading in Shares on the Exchange may be halted due to market conditions or for reasons that, in the view of the Exchange, make trading in Shares inadvisable. In addition, trading in Shares on the Exchange is subject to trading halts caused by extraordinary market volatility pursuant to the Exchange "circuit breaker" rules. There can be no assurance that the requirements of the Exchange necessary to maintain the listing of the Fund will continue to be met or will remain unchanged. In the event of an unscheduled market close for options contracts that reference a single stock, such as ABNB's securities being halted or a market wide closure, settlement prices will be determined by the procedures of the listing exchange of the options contracts. As a result, the Fund could be adversely affected and be unable to implement its investment strategies in the event of an unscheduled closing.

High Portfolio Turnover Risk. The Fund may actively and frequently trade all or a significant portion of the Fund's holdings. A high portfolio turnover rate increases transaction costs, which may increase the Fund's expenses. Frequent trading may also cause adverse tax consequences for investors in the Fund due to an increase in short-term capital gains.

Inflation Risk. Inflation risk is the risk that the value of assets or income from investments will be less in the future as inflation decreases the value of money. As inflation increases, the present value of the Fund's assets and distributions, if any, may decline.

Liquidity Risk. Some securities held by the Fund, including options contracts, may be difficult to sell or be illiquid, particularly during times of market turmoil. This risk is greater for the Fund as it will hold options contracts on a single security, and not a broader range of options contracts. Markets for securities or financial instruments could be disrupted by a number of events, including, but not limited to, an economic crisis, natural disasters, epidemics/pandemics, new legislation or regulatory changes inside or outside the United States. Illiquid securities may be difficult to value, especially in changing or volatile markets. If the Fund is forced to sell an illiquid security at an unfavorable time or price, the Fund may be adversely impacted. Certain market conditions or restrictions, such as market rules related to short sales, may prevent the Fund from limiting losses, realizing gains or achieving a high correlation with ABNB. There is no assurance that a security that is deemed liquid when purchased will continue to be liquid. Market illiquidity may cause losses for the Fund.

Market Events Risk. The Fund's investments are subject to changes in general economic conditions, general market fluctuations and the risks inherent in investment in securities and other financial instruments. Investment markets can be volatile and prices of investments can change substantially due to various factors including, but not limited to, economic growth or recession, changes in interest rates, inflation, changes in the actual or perceived creditworthiness of issuers, and general market liquidity. The Fund is subject to the risk that geopolitical events will disrupt securities and other financial markets and adversely affect global economies and markets. Local, regional or global events such as war, military conflicts, acts of terrorism, natural disasters, the spread of infectious illness or other public health issues, or other events could have a significant impact on the Fund and its investments. Continuing uncertainties regarding interest rates, rising inflation, political events, rising government debt in the U.S. and trade tensions also contribute to market volatility. Conflict, loss of life and disaster connected to ongoing armed conflict between Ukraine and Russia in Europe and between Israel and Hamas in the Middle East could have severe adverse effects on the related region, including significant adverse effects on the regional or global economies and the markets for certain securities. The U.S. and the European Union have imposed sanctions on certain Russian individuals and companies, including certain financial institutions, and have limited certain exports and imports to and from Russia. These conflicts have contributed to recent market volatility and may continue to do so.

Money Market Instrument Risk. The Fund may use a variety of money market instruments for cash management purposes, including money market funds, depositary accounts and repurchase agreements. Repurchase agreements are contracts in which a seller of securities agrees to buy the securities back at a specified time and price. Repurchase agreements may be subject to market and credit risk related to the collateral securing the repurchase agreement. Money market instruments, including money market funds, may lose money through fees or other means.

Newer Fund Risk. The Fund is a recently organized management investment company with limited operating history. As a result, prospective investors only have a limited track record or history on which to base their investment decisions.

Non-Diversification Risk. Because the Fund is "non-diversified," it may invest a greater percentage of its assets in the securities of a single issuer or a smaller number of issuers than if it was a diversified fund. As a result, a decline in the value of an investment in a single issuer or a smaller number of issuers could cause the Fund's overall value to decline to a greater degree than if the Fund held a more diversified portfolio. This may increase the Fund's volatility and cause the performance of a relatively smaller number of issuers to have a greater impact on the Fund's performance.

Operational Risk. The Fund is subject to risks arising from various operational factors, including, but not limited to, human error, processing and communication errors, errors of the Fund's service providers, counterparties or other third-parties, failed or inadequate processes and technology or systems failures. The Fund relies on third-parties for a range of services, including custody. Any delay or

failure relating to engaging or maintaining such service providers may affect the Fund's ability to meet its investment objective. Although the Fund and Adviser seek to reduce these operational risks through controls and procedures, there is no way to completely protect against such risks.

Single Issuer Risk. Issuer-specific attributes may cause an investment in the Fund to be more volatile than a traditional pooled investment which diversifies risk or the market generally. The value of the Fund, which focuses on an individual security (ABNB), may be more volatile than a traditional pooled investment or the market as a whole and may perform differently from the value of a traditional pooled investment or the market as a whole.

Tax Risk. The Fund intends to elect and to qualify each year to be treated as a RIC under Subchapter M of the Code. As a RIC, the Fund will not be subject to U.S. federal income tax on the portion of its net investment income and net capital gain that it distributes to Shareholders, provided that it satisfies certain requirements of the Code. If the Fund does not qualify as a RIC for any taxable year and certain relief provisions are not available, the Fund's taxable income will be subject to tax at the Fund level and to a further tax at the shareholder level when such income is distributed. To comply with the asset diversification test applicable to a RIC, the Fund will attempt to ensure that the value of options it holds is never 25% of the total value of Fund assets at the close of any quarter. If the Fund's investments in options were to exceed 25% of the Fund's total assets at the end of a tax quarter, the Fund, generally, has a grace period to cure such lack of compliance. If the Fund fails to timely cure, it may no longer be eligible to be treated as a RIC.

U.S. Government and U.S. Agency Obligations Risk. The Fund may invest in securities issued by the U.S. government or its agencies or instrumentalities. U.S. Government obligations include securities issued or guaranteed as to principal and interest by the U.S. Government, its agencies or instrumentalities, such as the U.S. Treasury. Payment of principal and interest on U.S. Government obligations may be backed by the full faith and credit of the United States or may be backed solely by the issuing or guaranteeing agency or instrumentality itself. In the latter case, the investor must look principally to the agency or instrumentality issuing or guaranteeing the obligation for ultimate repayment, which agency or instrumentality may be privately owned. There can be no assurance that the U.S. Government would provide financial support to its agencies or instrumentalities (including government-sponsored enterprises) where it is not obligated to do so.

Performance

Performance information for the Fund is not included because the Fund has not completed a full calendar year of operations as of the date of this Prospectus. When such information is included, this section will provide some indication of the risks of investing in the Fund by showing changes in the Fund's performance history from year to year and showing how the Fund's average annual total returns compare with those of a broad measure of market performance. Although past performance of the Fund is no guarantee of how it will perform in the future, historical performance may give you some indication of the risks of investing in the Fund. Updated performance information will be available on the Fund's website at www.yieldmaxetfs.com.

Management

Investment Adviser: Tidal Investments LLC (the "Adviser") serves as investment adviser to the Fund.

Portfolio Managers:

The following individuals are jointly and primarily responsible for the day-to-day management of the Fund.

Jay Pestrighelli, Portfolio Manager for the Adviser, has been a portfolio manager of the Fund since its inception in 2024.

Qiao Duan, CFA, Portfolio Manager for the Adviser, has been a portfolio manager of the Fund since its inception in 2024.

Charles A. Ragauss, CFA, Portfolio Manager for the Adviser, has been a portfolio manager of the Fund since its inception in 2024.

CFA[®] is a registered trademark owned by the CFA Institute.

Purchase and Sale of Shares

The Fund issues and redeems Shares at NAV only in large blocks known as "Creation Units," which only Authorized Participants (APs) (typically, broker-dealers) may purchase or redeem. The Fund generally issues and redeems Creation Units in exchange for a portfolio of securities (the "Deposit Securities") and/or a designated amount of U.S. cash.

Shares are listed on a national securities exchange, such as the Exchange, and individual Shares may only be bought and sold in the secondary market through brokers at market prices, rather than NAV. Because Shares trade at market prices rather than NAV, Shares may trade at a price greater than NAV (premium) or less than NAV (discount).

An investor may incur costs attributable to the difference between the highest price a buyer is willing to pay to purchase Shares (the "bid" price) and the lowest price a seller is willing to accept for Shares (the "ask" price) when buying or selling Shares in the secondary market. This difference in bid and ask prices is often referred to as the "bid-ask spread."

Information regarding the Fund's NAV, market price, how often Shares traded on the Exchange at a premium or discount, and bid-ask spreads can be found on the Fund's website at www.yieldmaxetfs.com.

Tax Information

Fund distributions are generally taxable as ordinary income, qualified dividend income, or capital gains (or a combination), unless an investment is in an individual retirement account ("IRA") or other tax-advantaged account. Distributions on investments made through tax-deferred arrangements may be taxed later upon withdrawal of assets from those accounts.

Financial Intermediary Compensation

If you purchase Shares through a broker-dealer or other financial intermediary (such as a bank) (an "Intermediary"), the Adviser or its affiliates may pay Intermediaries for certain activities related to the Fund, including participation in activities that are designed to make Intermediaries more knowledgeable about exchange-traded products, including the Fund, or for other activities, such as marketing, educational training, or other initiatives related to the sale or promotion of Shares. These payments may create a conflict of interest by influencing the Intermediary and your salesperson to recommend the Fund over another investment. Any such arrangements do not result in increased Fund expenses. Ask your salesperson or visit the Intermediary's website for more information.

YieldMax™ ADBE Option Income Strategy ETF - FUND SUMMARY

Investment Objective

The Fund's primary investment objective is to seek current income. The Fund's secondary investment objective is to seek exposure to the share price of the common stock of Adobe Inc. ("ADBE" or "Underlying Security"), subject to a limit on potential investment gains.

Fees and Expenses of the Fund

This table describes the fees and expenses that you may pay if you buy, hold, and sell shares of the Fund ("Shares"). **You may pay other fees, such as brokerage commissions and other fees to financial intermediaries, which are not reflected in the table and Example below.**

Annual Fund Operating Expenses⁽¹⁾ (expenses that you pay each year as a percentage of the value of your investment)	
Management Fee	0.99%
Distribution and Service (12b-1) Fees	None
Other Expenses ⁽²⁾	0.00%
Total Annual Fund Operating Expenses	0.99%

(1) The Fund's investment adviser, Tidal Investments LLC (the "Adviser"), a Tidal Financial Group company, will pay, or require a sub-adviser to pay, all expenses incurred by the Fund (except for advisory fees and sub-advisory fees, as the case may be) excluding interest charges on any borrowings made for investment purposes, dividends and other expenses on securities sold short, taxes, brokerage commissions and other expenses incurred in placing orders for the purchase and sale of securities and other investment instruments, acquired fund fees and expenses, accrued deferred tax liability, distribution fees and expenses paid by the Fund under any distribution plan adopted pursuant to Rule 12b-1 under the Investment Company Act of 1940, as amended (the "1940 Act"), and litigation expenses and other non-routine or extraordinary expenses.

(2) Based on estimated amounts for the current fiscal year.

Expense Example

This Example is intended to help you compare the cost of investing in the Fund with the cost of investing in other funds. The Example assumes that you invest \$10,000 in the Fund for the time periods indicated and then redeem or hold all of your Shares at the end of those periods. The Example also assumes that your investment has a 5% return each year and that the Fund's operating expenses remain the same. The Example does not take into account brokerage commissions that you may pay on your purchases and sales of Shares. Although your actual costs may be higher or lower, based on these assumptions your costs would be:

1 Year	3 Years
\$101	\$315

Portfolio Turnover

The Fund pays transaction costs, such as commissions, when it buys and sells securities (or "turns over" its portfolio). A higher portfolio turnover rate may indicate higher transaction costs and may result in higher taxes when Shares are held in a taxable account. These costs, which are not reflected in total annual fund operating expenses or in the expense example above, affect the Fund's performance. Because the Fund has not commenced operations as of the date of this prospectus, portfolio turnover information is not yet available.

Principal Investment Strategies

The Fund is an actively managed exchange-traded fund ("ETF") that seeks current income while providing indirect exposure to the share price (*i.e.*, the price returns) of the common stock of Adobe Inc. ("ADBE" or the "Underlying Security"), subject to a limit on potential investment gains. The Fund will employ its investment strategy as it relates to ADBE regardless of whether there are periods of adverse market, economic, or other conditions and will not take temporary defensive positions during such periods. As further described below, the Fund uses either a synthetic covered call strategy or a synthetic covered call spread strategy to provide income and indirect exposure to the share price returns of ADBE, subject to a limit on potential investment gains as a result of the nature of the options strategy it employs. That is, the Fund not only seeks to generate income from its options investments but also aims to derive additional income when the value of ADBE increases. The Fund's options contracts provide:

- indirect exposure to the share price returns of ADBE,
- current income from the option premiums, and
- a limit on the Fund's participation in gains, if any, of the share price returns of ADBE.

For more information, see sections “The Fund’s Use of Underlying Security Option Contracts,” “Synthetic Covered Call Strategy” and “Synthetic Covered Call Spread Strategy” below.

Why invest in the Fund?

- The Fund seeks to generate monthly income, which is not dependent on the price appreciation of the Underlying Security.
- The Fund seeks to participate in a portion of the gains experienced by the Underlying Security.

That is, although the Fund may not fully participate in gains in the Underlying Security’s stock price, the Fund’s portfolio is designed to generate income.

An Investment in the Fund is not an investment in the Underlying Security.

- **The Fund’s strategy will capture only a portion of its potential gains if the Underlying Security’s stock price increase in value.**
- **The Fund’s strategy is subject to all potential losses if the Underlying Security’s stock price decrease in value, which may not be offset by income received by the Fund.**
- The Fund does not invest directly in the Underlying Security.
- Fund shareholders are not entitled to any Underlying Security dividends.

Additional information regarding the Underlying Security is also set forth below.

The Fund’s Use of Underlying Security Option Contracts

As part of the Fund’s synthetic covered call strategy and synthetic covered call spread strategy, the Fund will purchase and sell a combination of standardized exchange-traded and FLEXible EXchange® (“FLEX”) call and put option contracts that are based on the value of the price returns of the Underlying Security.

- In general, an option contract gives the purchaser of the option contract the right to purchase (for a call option) or sell (for a put option) the underlying asset (like shares of the Underlying Security) at a specified price (the “strike price”).
- If exercised, an option contract obligates the seller to deliver shares (for a sold or “short” call) or buy shares (for a sold or “short” put) of the underlying asset at a specified price (the “strike price”).
- Options contracts must be exercised or traded to close within a specified time frame, or they expire. See the chart in section “Fund Portfolio” below for a description of the option contracts utilized by the Fund.

Standardized exchange-traded options include standardized terms. FLEX options are also exchange-traded, but they allow for customizable terms (e.g., the strike price can be negotiated). For more information on FLEX options, see “Additional Information about the Funds – Exchange Traded Options Portfolio.”

The Fund’s options contracts are based on the value of the Underlying Security, which gives the Fund the right or obligation to receive or deliver shares of the Underlying Security on the expiration date of the applicable option contract in exchange for the stated strike price, depending on whether the option contract is a call option or a put option, and whether the Fund purchases or sells the option contract.

Synthetic Covered Call Strategy

In seeking to achieve its investment objective, the Fund may implement a “*synthetic* covered call” strategy using the standardized exchange-traded and FLEX options described above.

- A *traditional* covered call strategy is an investment strategy where an investor (the Fund) sells a call option on an underlying security it owns.
- A *synthetic* covered call strategy is similar to a traditional covered call strategy in that the investor sells a call option that is based on the value of the underlying security. However, in a synthetic covered call strategy, the investor (the Fund) does not own the underlying security, but rather seeks to *synthetically* replicate 100% of the price movements of the underlying security through the use of various investment instruments.

The Fund’s synthetic covered call strategies consists of the following three elements, each of which is described in greater detail farther below:

- Synthetic long exposure to the Underlying Security, which allows the Fund to seek to participate in the changes, up or down, in the price of shares of the Underlying Security.

- Covered call writing (where the Underlying Security’s call options are sold against the synthetic long portion of the strategy), which allows the Fund to generate income.
- U.S. Treasuries, which are used for collateral for the options, and which also generate income.

1. Synthetic Long Exposure

To achieve a synthetic long exposure to the Underlying Security, the Fund will buy the Underlying Security’s call options and, simultaneously, sell the Underlying Security’s put options to try to replicate the price movements of the Underlying Security. The call options purchased by the Fund and the put options sold by the Fund will generally have one-month to six-month terms and strike prices that are approximately equal to the then-current share price of the Underlying Security at the time the contracts are purchased and sold, respectively. The combination of the long call options and sold put options provides the Fund with indirect investment exposure equal to approximately 100% of the Underlying Security for the duration of the applicable options exposure.

2. Covered Call Strategies

Covered Call Strategy

As part of its strategy, the Fund will write (sell) call option contracts on the Underlying Security to generate income. Since the Fund does not directly own the Underlying Security, these written call options will be sold short (i.e., selling a position it does not currently own). The Fund will seek to participate in the share price appreciation of the Underlying Security, if any. However, due to the nature of covered call strategies, the Fund’s participation may be subject to a cap (as described below). In this strategy, the call options written (sold) by the Fund will generally have 1- month or less expiration dates (the “Call Period”) and generally have a strike price that is approximately 0%-15% above the then-current share price of the Underlying Security.

It is important to note that the sale of the Underlying Security call option contracts will limit the Fund’s participation in the appreciation in the Underlying Security’s stock price. If the stock price of the Underlying Security increases, the above-referenced synthetic long exposure alone would allow the Fund to experience similar percentage gains. However, if the Underlying Security’s stock price appreciates beyond the strike price of one or more of the sold (short) call option contracts, the Fund will lose money on those short call positions, and the losses will, in turn, limit the upside return of the Fund’s synthetic long exposure. As a result, the Fund’s overall strategy (i.e., the combination of the synthetic long exposure to the Underlying Security and the sold (short) the Underlying Security call positions) will limit the Fund’s participation in gains in the Underlying Security’s stock price beyond a certain point.

Covered Call Spread Strategy

The Adviser will employ the Covered Call Spread Strategy when it believes it is a better strategy for the Fund as compared to the Covered Call Strategy. The Fund may write (sell) credit call spreads (described below) rather than stand-alone call option contracts to seek greater participation in the potential appreciation of its Underlying Security’s share price, while still generating net premium income. The Adviser will primarily employ this covered call spread strategy when it believes that the share price of its Underlying Security is likely to rise significantly in the short term (e.g., following a substantial selloff or overall positive market news). Additionally, the Adviser may use this strategy in other scenarios (e.g., if the market is undervaluing further out-of-the-money options relative to near-the-money options), where it believes the use of credit call spreads may prove more advantageous to the Fund’s total return than the covered call strategy.

A credit call spread involves selling a call option while simultaneously buying a call option with a higher strike price, both with the same expiration date. By writing credit call spreads, the Fund can potentially offset losses incurred from its short call positions if the Underlying Security’s share price rises above the strike price.

3. U.S. Treasuries

The Fund will hold short-term U.S. Treasury securities as collateral in connection with the Fund’s synthetic covered call strategy.

The Fund intends to continuously maintain indirect exposure to the Underlying Security through the use of options contracts. As the options contracts it holds are exercised or expire it may enter into new options contracts, a practice referred to as “rolling.” The Fund’s practice of rolling options may result in high portfolio turnover.

Fund’s Monthly Distributions

The Fund will seek to provide monthly income in the form of cash distributions. The Fund will seek to generate such income in the following ways:

- Writing (selling) call option contracts on its Underlying Security as described above. The income comes mainly from the option premiums received from these option sales. A premium, in this context, refers to the price the option buyer pays to the option seller (the Fund) for the rights granted by the option. The amount of these premiums is largely affected by the fluctuations in the Underlying Security’s stock prices. However, other elements like interest rates can also influence the income level.
- Investing in short-term U.S. Treasury securities. The income generated by these securities will be influenced by interest rates at the time of investment.
- In addition to the income-seeking methodologies stated in the Prospectus, the Fund’s use of the Synthetic Covered Call Spread Strategy may occasionally allow it to capture a substantial portion of any significant increase in the price of its Underlying Security. When this happens, the Fund could receive profits exceeding the initial cost of the call options, and the Fund’s distributions may include some of those profits.

Fund’s Return Profile vs its Underlying Security

For the reasons stated above, the Fund’s performance will differ from that of the Underlying Security’s stock price. The performance differences will depend on, among other things, the price of the Underlying Security, changes in the value of the the Underlying Security options contracts the Fund holds, and changes in the value of the U.S. Treasuries.

Fund Portfolio

Principal Holdings		
Portfolio Holdings (All options are based on the value of the Underlying Security)	Investment Terms	Expected Target Maturity
Purchased call option contracts	<p>“at-the-money” (<i>i.e.</i>, the strike price is equal to the then-current share price of the Underlying Security at the time of purchase) to provide indirect exposure to positive price returns of the Underlying Security.</p> <p>If the Underlying Security share price increases, these options will generate corresponding increases to the Fund.</p>	1-month to 6-month expiration dates
Sold put option contracts	<p>“at-the-money” (<i>i.e.</i>, the strike price is equal to the then-current share price of the Underlying Security at the time of sale).</p> <p>They are sold to help pay for the purchased call options described above.</p> <p>However, the sold put option contracts provide exposure to the full extent of any share price losses experienced by the Underlying Security.</p>	1-month to 6-month expiration dates
Sold (short) call option contracts (<i>Covered Call Strategy</i>)	<p>The strike price is approximately 0%-15% more than the then-current share price of the Underlying Security at the time of sale.</p> <p>They generate current income. However, they also limit some potential positive returns that the Fund may have otherwise experienced from gains in the Underlying Security’s share price.</p>	1-month or less expiration dates
Sold (short) call option contracts (<i>Covered Call Spread Strategy</i>)	<p>The strike price is approximately 0%-15% more than the then-current share price of the Fund’s Underlying Security at the time of sale.</p> <p>Sold call option contracts provide inverse exposure to the full extent of any increases in the value experienced by the Fund’s Underlying Security, minus the premium received.</p>	1-month or less expiration dates
Purchased call option contracts (<i>Covered Call Spread Strategy</i>)	<p>“out-of-the-money” (<i>i.e.</i>, the strike price is above the strike price of the corresponding Covered Call Spread Strategy sold call).</p> <p>Bought call option contracts provide exposure to the full extent of any increases in the value experienced by the Fund’s Underlying Security above the option’s strike price.</p>	1-month or less expiration dates
U.S Treasury Securities and Cash	Multiple series of U.S. Treasury Bills supported by the full faith and credit of the U.S. government.	6-month to 2-year maturities

	<p>These instruments are used as collateral for the Fund’s derivative investments.</p> <p>They will also generate income.</p>	
--	---	--

The market value of the cash and treasuries held by the Fund is expected to be between 50% and 100% of the Fund’s net assets and the market value of the options package is expected to be between 0% and 50% of the Fund’s net assets. In terms of notional value, the combination of these investment instruments provides indirect investment exposure to ADBE equal to at least 100% of the Fund’s total assets.

Under normal circumstances, the Fund will invest at least 80% of its net assets, plus borrowings for investment purposes, in securities and financial instruments that provide indirect exposure to ADBE.

The Fund is classified as “non-diversified” under the 1940 Act.

There is no guarantee that the Fund’s investment strategy will be properly implemented, and an investor may lose some or all of its investment.

Adobe Inc. (“ADBE”)

ADBE is a diversified software company, which offers a line of products and services for, among other things, creating, managing, and delivering content. ADBE is listed on NASDAQ. Per ADBE’s most recent Form 10-K filing, the aggregate market value of common equity, as of the most recent available data at time of drafting this prospectus (May 31, 2024), held by non-affiliates of ADBE was approximately \$164.6 billion.

ADBE is registered under the Securities Exchange Act of 1934, as amended (the “Exchange Act”). Information provided to or filed with the SEC by ADBE pursuant to the Exchange Act can be located by reference to the SEC file number 0-15175 through the SEC’s website at www.sec.gov. In addition, information regarding ADBE may be obtained from other sources including, but not limited to, press releases, newspaper articles and other publicly disseminated documents.

This document relates only to the securities offered hereby and does not relate to ADBE or other securities of ADBE. The Fund has derived all disclosures contained in this document regarding ADBE from publicly available documents. None of the Fund, the Trust, the Adviser, or their respective affiliates has participated in the preparation of such publicly available offering documents or made any due diligence inquiry regarding such documents with respect to ADBE. None of the Fund, the Trust, the Adviser or their respective affiliates makes any representation that such publicly available documents or any other publicly available information regarding ADBE is accurate or complete. Furthermore, the Fund cannot give any assurance that all events occurring prior to the date hereof (including events that would affect the accuracy or completeness of the publicly available documents described above) that would affect the trading price of ADBE (and therefore the price of ADBE at the time we price the securities) have been publicly disclosed. Subsequent disclosure of any such events or the disclosure of or failure to disclose material future events concerning ADBE could affect the value received with respect to the securities and therefore the value of the securities.

None of the Fund, the Trust, the Adviser, or their respective affiliates makes any representation to you as to the performance of ADBE.

THE FUND, TRUST AND ADVISER ARE NOT AFFILIATED WITH ADBE.

Due to the Fund’s investment strategy, the Fund’s investment exposure is concentrated in (or substantially exposed to) the same industry as that assigned to ADBE. As of the date of the Prospectus, ADBE is assigned to the software industry.

Principal Investment Risks

The principal risks of investing in the Fund are summarized below. As with any investment, there is a risk that you could lose all or a portion of your investment in the Fund. Some or all of these risks may adversely affect the Fund’s net asset value (“NAV”) per share, trading price, yield, total return, and/or ability to meet its objective. For more information about the risks of investing in the Fund, see the section in the Fund’s Prospectus titled “Additional Information About the Funds—Principal Risks of Investing in the Funds.”

An investment in the Fund entails risk. The Fund may not achieve its investment objective and there is a risk that you could lose all of your money invested in the Fund. The Fund is not a complete investment program. It is important that investors closely review all of the risks listed below and understand them before making an investment in the Fund.

Each risk summarized below is considered a “principal risk” of investing in the Fund, regardless of the order in which they appear.

ADBE Risk. The Fund invests in options contracts that are based on the value of ADBE. This subjects the Fund to certain of the same risks as if it owned shares of ADBE, even though it does not. By virtue of the Fund's investments in options contracts that are based on the value of ADBE, the Fund may also be subject to the following risks:

Indirect Investment in ADBE Risk. ADBE is not affiliated with the Trust, the Fund, the Adviser, or their respective affiliates and is not involved with this offering in any way and has no obligation to consider your Shares in taking any corporate actions that might affect the value of Shares. Investors in the Fund will not have voting rights and will not be able to influence the management of ADBE but will be exposed to the performance of ADBE (the underlying stock). Investors in the Fund will not have rights to receive dividends or other distributions or any other rights with respect to the underlying stock but will be subject to declines in the performance of the underlying stock.

ADBE Trading Risk. The trading price of ADBE may be highly volatile and could continue to be subject to wide fluctuations in response to various factors. The stock market in general, and the market for technology companies in particular, has experienced extreme price and volume fluctuations that have often been unrelated or disproportionate to the operating performance of those companies. In particular, a large proportion of ADBE may be traded by short sellers which may put pressure on the supply and demand for the common stock of ADBE, further influencing volatility in its market price. Public perception and other factors outside of the control of ADBE may additionally impact ADBE's stock price due to ADBE garnering a disproportionate degree of public attention, regardless of actual operating performance. In addition, in the past, following periods of volatility in the overall market and the market price of a particular company's securities, securities class action litigation has often been instituted against companies such as these. Moreover, stockholder litigation like this has been filed against ADBE in the past. While ADBE continues to defend such actions, any judgment against ADBE, or any future stockholder litigation could result in substantial costs and a diversion of the management of ADBE's attention and resources. If ADBE trading is halted, trading in Shares of the ADBE Fund may be impacted, either temporarily or indefinitely.

ADBE Performance Risk. ADBE may fail to meet its publicly announced guidelines or other expectations about its business, which could cause the price of ADBE to decline. ADBE provides guidance regarding its expected financial and business performance, such as projections regarding sales and production, as well as anticipated future revenues, gross margins, profitability and cash flows. Correctly identifying key factors affecting business conditions and predicting future events is inherently an uncertain process, and the guidance ADBE provides may not ultimately be accurate and has in the past been inaccurate in certain respects, such as the timing of new product manufacturing ramps. The guidance is based on certain assumptions such as those relating to global and local economic conditions, anticipated production and sales volumes (which generally are not linear throughout a given period), average sales prices, supplier and commodity costs, and planned cost reductions. If ADBE's guidance is not accurate or varies from actual results due to its inability to meet the assumptions or the impact on its financial performance that could occur as a result of various risks and uncertainties, the market value of common stock issued by ADBE could decline significantly.

Software Industry Risk. The software industry can be significantly affected by intense competition, aggressive pricing, technological innovations, and product obsolescence. Companies in the software industry are subject to significant competitive pressures, such as aggressive pricing, new market entrants, competition for market share, short product cycles due to an accelerated rate of technological developments and the potential for limited earnings and/or falling profit margins. These companies also face the risks that new services, equipment or technologies will not be accepted by consumers and businesses or will become rapidly obsolete. These factors can affect the profitability of these companies and, as a result, the value of their securities. Also, patent protection is integral to the success of many companies in this industry, and profitability can be affected materially by, among other things, the cost of obtaining (or failing to obtain) patent approvals, the cost of litigating patent infringement and the loss of patent protection for products (which significantly increases pricing pressures and can materially reduce profitability with respect to such products). In addition, many software companies have limited operating histories. Prices of these companies' securities historically have been more volatile than other securities, especially over the short term.

Derivatives Risk. Derivatives are financial instruments that derive value from the underlying reference asset or assets, such as stocks, bonds, or funds (including ETFs), interest rates or indexes. The Fund's investments in derivatives may pose risks in addition to, and greater than, those associated with directly investing in securities or other ordinary investments, including risk related to the market, imperfect correlation with underlying investments or the Fund's other portfolio holdings, higher price volatility, lack of availability, counterparty risk, liquidity, valuation and legal restrictions. The use of derivatives is a highly specialized activity that involves investment techniques and risks different from those associated with ordinary portfolio securities transactions. The use of derivatives may result in larger losses or smaller gains than directly investing in securities. When the Fund uses derivatives, there may be an imperfect correlation between the value of ADBE and the derivative, which may prevent the Fund from achieving its investment objective. Because derivatives often require only a limited initial investment, the use of derivatives may expose the Fund to losses in excess of those amounts initially invested. In addition, the Fund's investments in derivatives are subject to the following risks:

Options Contracts. The use of options contracts involves investment strategies and risks different from those associated with ordinary portfolio securities transactions. The prices of options are volatile and are influenced by, among other things, actual and anticipated changes in the value of the underlying instrument, including the anticipated volatility, which are affected by

fiscal and monetary policies and by national and international political, changes in the actual or implied volatility or the reference asset, the time remaining until the expiration of the option contract and economic events. For the Fund in particular, the value of the options contracts in which it invests are substantially influenced by the value of ADBE. The Fund may experience substantial downside from specific option positions and certain option positions held by the Fund may expire worthless. The options held by the Fund are exercisable at the strike price on their expiration date. As an option approaches its expiration date, its value typically increasingly moves with the value of the underlying instrument. However, prior to such date, the value of an option generally does not increase or decrease at the same rate as the underlying instrument. There may at times be an imperfect correlation between the movement in the values of options contracts and the underlying instrument, and there may at times not be a liquid secondary market for certain options contracts. The value of the options held by the Fund will be determined based on market quotations or other recognized pricing methods. Additionally, as the Fund intends to continuously maintain indirect exposure to ADBE through the use of options contracts, as the options contracts it holds are exercised or expire it will enter into new options contracts, a practice referred to as “rolling.” If the expiring options contracts do not generate proceeds enough to cover the cost of entering into new options contracts, the Fund may experience losses.

Counterparty Risk. The Fund is subject to counterparty risk by virtue of its investments in options contracts. Transactions in some types of derivatives, including options, are required to be centrally cleared (“cleared derivatives”). In a transaction involving cleared derivatives, the Fund’s counterparty is a clearing house rather than a bank or broker. Since the Fund is not a member of clearing houses and only members of a clearing house (“clearing members”) can participate directly in the clearing house, the Fund will hold cleared derivatives through accounts at clearing members. In cleared derivatives positions, the Fund will make payments (including margin payments) to and receive payments from a clearing house through their accounts at clearing members. Customer funds held at a clearing organization in connection with any options contracts are held in a commingled omnibus account and are not identified to the name of the clearing member’s individual customers. As a result, assets deposited by the Fund with any clearing member as margin for options may, in certain circumstances, be used to satisfy losses of other clients of the Fund’s clearing member. In addition, although clearing members guarantee performance of their clients’ obligations to the clearing house, there is a risk that the assets of the Fund might not be fully protected in the event of the clearing member’s bankruptcy, as the Fund would be limited to recovering only a pro rata share of all available funds segregated on behalf of the clearing member’s customers for the relevant account class. The Fund is also subject to the risk that a limited number of clearing members are willing to transact on the Fund’s behalf, which heightens the risks associated with a clearing member’s default. This risk is greater for the Fund as it seeks to hold options contracts on a single security, and not a broader range of options contracts, which may limit the number of clearing members that are willing to transact on the Fund’s behalf. If a clearing member defaults the Fund could lose some or all of the benefits of a transaction entered into by the Fund with the clearing member. If the Fund cannot find a clearing member to transact with on the Fund’s behalf, the Fund may be unable to effectively implement its investment strategy.

Price Participation Risk. The Fund employs an investment strategy that includes the sale of call option contracts, which limits the degree to which the Fund will participate in increases in value experienced by ADBE over the Call Period. This means that if ADBE experiences an increase in value above the strike price of the sold call options during a Call Period, the Fund will likely not experience that increase to the same extent and may significantly underperform ADBE over the Call Period. Additionally, because the Fund is limited in the degree to which it will participate in increases in value experienced by ADBE over each Call Period, but has full exposure to any decreases in value experienced by ADBE over the Call Period, the NAV of the Fund may decrease over any given time period. The Fund’s NAV is dependent on the value of each options portfolio, which is based principally upon the performance of ADBE. The degree of participation in ADBE gains the Fund will experience will depend on prevailing market conditions, especially market volatility, at the time the Fund enters into the sold call option contracts and will vary from Call Period to Call Period. The value of the options contracts is affected by changes in the value and dividend rates of ADBE, changes in interest rates, changes in the actual or perceived volatility of ADBE and the remaining time to the options’ expiration, as well as trading conditions in the options market. As the price of ADBE changes and time moves towards the expiration of each Call Period, the value of the options contracts, and therefore the Fund’s NAV, will change. However, it is not expected for the Fund’s NAV to directly correlate on a day-to-day basis with the returns of ADBE. The amount of time remaining until the options contract’s expiration date affects the impact of the potential options contract income on the Fund’s NAV, which may not be in full effect until the expiration date of the Fund’s options contracts. Therefore, while changes in the price of the ADBE will result in changes to the Fund’s NAV, the Fund generally anticipates that the rate of change in the Fund’s NAV will be different than that experienced by ADBE.

Distribution Risk. As part of the Fund’s investment objective, the Fund seeks to provide current monthly income. There is no assurance that the Fund will make a distribution in any given month. If the Fund does make distributions, the amounts of such distributions will likely vary greatly from one distribution to the next. Additionally, the monthly distributions, if any, may consist of returns of capital, which would decrease the Fund’s NAV and trading price over time. As a result, an investor may suffer significant losses to their investment. In addition, the underlying stock may pay dividends, the Fund’s returns will not include any dividends paid by the underlying stock, and any income generated by the Fund may be less than the income generated by a direct investment in the underlying stock.

NAV Erosion Risk Due to Distributions. When the Fund makes a distribution, the Fund’s NAV will typically drop by the amount of the distribution on the related ex-dividend date. The repeated payment of distributions by the Fund, if any, may significantly erode the Fund’s NAV and trading price over time. As a result, an investor may suffer significant losses to their investment.

Call Strategy Risks. The path dependency (i.e., the continued use) of the Fund’s call writing strategy will impact the extent that the Fund participates in the positive price returns of ADBE and, in turn, the Fund’s returns, both during the term of the sold call options and over longer time periods. If, for example, each month the Fund were to sell 7% out-of-the-money call options having a one-month term, the Fund’s participation in the positive price returns of ADBE will be capped at 7% in any given month. However, over a longer period (e.g., 5 months), the Fund should not be expected to participate fully in the first 35% (i.e., 5 months x 7%) of the positive price returns of ADBE, or the Fund may even lose money, even if the ADBE share price has appreciated by at least that much over such period, if during any month over that period ADBE had a return less than 7%. This example illustrates that both the Fund’s participation in the positive price returns of ADBE and its returns will depend not only on the price of ADBE but also on the path that ADBE takes over time.

Additionally, when implementing the Covered Call Spread Strategy, the use of credit call spreads introduces further complexities and risks. While purchasing a higher-strike call option limits potential losses from the short call position, it also reduces the net premium received, which may result in lower overall returns compared to a stand-alone covered call strategy. If the price of the Underlying Security rises rapidly, the call spread may still cap upside participation, leading to missed profit opportunities. Furthermore, market conditions, such as mispricing between near-the-money and further out-of-the-money options, may impact the effectiveness of the strategy, potentially resulting in lower-than-expected returns or increased losses. The relative pricing of options at different strike levels can vary due to volatility shifts, liquidity constraints, or other market dynamics, adding an additional layer of uncertainty to the Fund’s performance under this strategy.

ETF Risks.

Authorized Participants, Market Makers, and Liquidity Providers Concentration Risk. The Fund has a limited number of financial institutions that are authorized to purchase and redeem Shares directly from the Fund (known as “Authorized Participants” or “APs”). In addition, there may be a limited number of market makers and/or liquidity providers in the marketplace. To the extent either of the following events occur, Shares may trade at a material discount to NAV and possibly face delisting: (i) APs exit the business or otherwise become unable to process creation and/or redemption orders and no other APs step forward to perform these services; or (ii) market makers and/or liquidity providers exit the business or significantly reduce their business activities and no other entities step forward to perform their functions.

Cash Redemption Risk. The Fund’s investment strategy may require it to redeem Shares for cash or to otherwise include cash as part of its redemption proceeds. For example, the Fund may not be able to redeem in-kind certain securities held by the Fund (e.g., derivative instruments). In such a case, the Fund may be required to sell or unwind portfolio investments to obtain the cash needed to distribute redemption proceeds. This may cause the Fund to recognize a capital gain that it might not have recognized if it had made a redemption in-kind. As a result, the Fund may pay out higher annual capital gain distributions than if the in-kind redemption process was used. By paying out higher annual capital gain distributions, investors may be subjected to increased capital gains taxes. Additionally, there may be brokerage costs or taxable gains or losses that may be imposed on the Fund in connection with a cash redemption that may not have occurred if the Fund had made a redemption in-kind. These costs could decrease the value of the Fund to the extent they are not offset by a transaction fee payable by an AP.

Costs of Buying or Selling Shares. Due to the costs of buying or selling Shares, including brokerage commissions imposed by brokers and bid-ask spreads, frequent trading of Shares may significantly reduce investment results and an investment in Shares may not be advisable for investors who anticipate regularly making small investments.

Management Risk. The Fund is subject to management risk because it is an actively managed portfolio. In managing the Fund’s investment portfolio, the portfolio managers will apply investment techniques and risk analyses that may not produce the desired result. There can be no guarantee that the Fund will meet its investment objective.

Shares May Trade at Prices Other Than NAV. As with all ETFs, Shares may be bought and sold in the secondary market at market prices. Although it is expected that the market price of Shares will approximate the Fund’s NAV, there may be times when the market price of Shares is more than the NAV intra-day (premium) or less than the NAV intra-day (discount) due to supply and demand of Shares or during periods of market volatility. This risk is heightened in times of market volatility, periods of steep market declines, and periods when there is limited trading activity for Shares in the secondary market, in which case such premiums or discounts may be significant.

Trading. Although Shares are listed on a national securities exchange, such as NYSE Arca, Inc. (the “Exchange”), and may be traded on U.S. exchanges other than the Exchange, there can be no assurance that an active trading market for the Shares will develop or be maintained or that the Shares will trade with any volume, or at all, on any stock exchange. This risk may be greater for the Fund as it seeks to have indirect exposure to a single underlying stock as opposed to a more diverse portfolio like a traditional pooled investment. In stressed market conditions, the liquidity of Shares may begin to mirror the liquidity of the Fund’s underlying portfolio holdings, which can be significantly less liquid than Shares. Shares trade on the Exchange at a market price that may be below, at or above the Fund’s NAV. Trading in Shares on the Exchange may be halted due to market

conditions or for reasons that, in the view of the Exchange, make trading in Shares inadvisable. In addition, trading in Shares on the Exchange is subject to trading halts caused by extraordinary market volatility pursuant to the Exchange “circuit breaker” rules. There can be no assurance that the requirements of the Exchange necessary to maintain the listing of the Fund will continue to be met or will remain unchanged. In the event of an unscheduled market close for options contracts that reference a single stock, such as ADBE’s securities being halted or a market wide closure, settlement prices will be determined by the procedures of the listing exchange of the options contracts. As a result, the Fund could be adversely affected and be unable to implement its investment strategies in the event of an unscheduled closing.

High Portfolio Turnover Risk. The Fund may actively and frequently trade all or a significant portion of the Fund’s holdings. A high portfolio turnover rate increases transaction costs, which may increase the Fund’s expenses. Frequent trading may also cause adverse tax consequences for investors in the Fund due to an increase in short-term capital gains.

Inflation Risk. Inflation risk is the risk that the value of assets or income from investments will be less in the future as inflation decreases the value of money. As inflation increases, the present value of the Fund’s assets and distributions, if any, may decline.

Liquidity Risk. Some securities held by the Fund, including options contracts, may be difficult to sell or be illiquid, particularly during times of market turmoil. This risk is greater for the Fund as it will hold options contracts on a single security, and not a broader range of options contracts. Markets for securities or financial instruments could be disrupted by a number of events, including, but not limited to, an economic crisis, natural disasters, epidemics/pandemics, new legislation or regulatory changes inside or outside the United States. Illiquid securities may be difficult to value, especially in changing or volatile markets. If the Fund is forced to sell an illiquid security at an unfavorable time or price, the Fund may be adversely impacted. Certain market conditions or restrictions, such as market rules related to short sales, may prevent the Fund from limiting losses, realizing gains or achieving a high correlation with ADBE. There is no assurance that a security that is deemed liquid when purchased will continue to be liquid. Market illiquidity may cause losses for the Fund.

Market Events Risk. The Fund’s investments are subject to changes in general economic conditions, general market fluctuations and the risks inherent in investment in securities and other financial instruments. Investment markets can be volatile and prices of investments can change substantially due to various factors including, but not limited to, economic growth or recession, changes in interest rates, inflation, changes in the actual or perceived creditworthiness of issuers, and general market liquidity. The Fund is subject to the risk that geopolitical events will disrupt securities and other financial markets and adversely affect global economies and markets. Local, regional or global events such as war, military conflicts, acts of terrorism, natural disasters, the spread of infectious illness or other public health issues, or other events could have a significant impact on the Fund and its investments. Continuing uncertainties regarding interest rates, rising inflation, political events, rising government debt in the U.S. and trade tensions also contribute to market volatility. Conflict, loss of life and disaster connected to ongoing armed conflict between Ukraine and Russia in Europe and between Israel and Hamas in the Middle East could have severe adverse effects on the related region, including significant adverse effects on the regional or global economies and the markets for certain securities. The U.S. and the European Union have imposed sanctions on certain Russian individuals and companies, including certain financial institutions, and have limited certain exports and imports to and from Russia. These conflicts have contributed to recent market volatility and may continue to do so.

Money Market Instrument Risk. The Fund may use a variety of money market instruments for cash management purposes, including money market funds, depository accounts and repurchase agreements. Repurchase agreements are contracts in which a seller of securities agrees to buy the securities back at a specified time and price. Repurchase agreements may be subject to market and credit risk related to the collateral securing the repurchase agreement. Money market instruments, including money market funds, may lose money through fees or other means.

New Fund Risk. The Fund is a recently organized management investment company with no operating history. As a result, prospective investors do not have a track record or history on which to base their investment decisions.

Non-Diversification Risk. Because the Fund is “non-diversified,” it may invest a greater percentage of its assets in the securities of a single issuer or a smaller number of issuers than if it was a diversified fund. As a result, a decline in the value of an investment in a single issuer or a smaller number of issuers could cause the Fund’s overall value to decline to a greater degree than if the Fund held a more diversified portfolio. This may increase the Fund’s volatility and cause the performance of a relatively smaller number of issuers to have a greater impact on the Fund’s performance.

Operational Risk. The Fund is subject to risks arising from various operational factors, including, but not limited to, human error, processing and communication errors, errors of the Fund’s service providers, counterparties or other third-parties, failed or inadequate processes and technology or systems failures. The Fund relies on third-parties for a range of services, including custody. Any delay or failure relating to engaging or maintaining such service providers may affect the Fund’s ability to meet its investment objective. Although the Fund, and Adviser seek to reduce these operational risks through controls and procedures, there is no way to completely protect against such risks.

Single Issuer Risk. Issuer-specific attributes may cause an investment in the Fund to be more volatile than a traditional pooled investment which diversifies risk or the market generally. The value of the Fund, which focuses on an individual security (ADBE), may

be more volatile than a traditional pooled investment or the market as a whole and may perform differently from the value of a traditional pooled investment or the market as a whole.

Tax Risk. The Fund intends to elect and to qualify each year to be treated as a RIC under Subchapter M of the Code. As a RIC, the Fund will not be subject to U.S. federal income tax on the portion of its net investment income and net capital gain that it distributes to Shareholders, provided that it satisfies certain requirements of the Code. If the Fund does not qualify as a RIC for any taxable year and certain relief provisions are not available, the Fund's taxable income will be subject to tax at the Fund level and to a further tax at the shareholder level when such income is distributed. To comply with the asset diversification test applicable to a RIC, the Fund will attempt to ensure that the value of options it holds is never 25% of the total value of Fund assets at the close of any quarter. In particular, in combination with the Fund's use of a "synthetic" strategy (i.e., purchasing exposure to the underlying stock through a combination of put and call options), the Fund maintains a portfolio of treasury securities, which are expected to enable the Fund to meet the diversification requirements. If the Fund's investments in options were to exceed 25% of the Fund's total assets at the end of a tax quarter, the Fund, generally, has a grace period to cure such lack of compliance. If the Fund fails to timely cure, it may no longer be eligible to be treated as a RIC.

U.S. Government and U.S. Agency Obligations Risk. The Fund may invest in securities issued by the U.S. government or its agencies or instrumentalities. U.S. Government obligations include securities issued or guaranteed as to principal and interest by the U.S. Government, its agencies or instrumentalities, such as the U.S. Treasury. Payment of principal and interest on U.S. Government obligations may be backed by the full faith and credit of the United States or may be backed solely by the issuing or guaranteeing agency or instrumentality itself. In the latter case, the investor must look principally to the agency or instrumentality issuing or guaranteeing the obligation for ultimate repayment, which agency or instrumentality may be privately owned. There can be no assurance that the U.S. Government would provide financial support to its agencies or instrumentalities (including government-sponsored enterprises) where it is not obligated to do so.

Performance

Performance information for the Fund is not included because the Fund has not completed a full calendar year of operations as of the date of this Prospectus. When such information is included, this section will provide some indication of the risks of investing in the Fund by showing changes in the Fund's performance history from year to year and showing how the Fund's average annual total returns compare with those of a broad measure of market performance. Although past performance of the Fund is no guarantee of how it will perform in the future, historical performance may give you some indication of the risks of investing in the Fund. Updated performance information will be available on the Fund's website at www.yieldmaxetfs.com.

Management

Investment Adviser: Tidal Investments LLC (the "Adviser") serves as investment adviser to the Fund.

Portfolio Managers:

The following individuals are jointly and primarily responsible for the day-to-day management of the Fund.

Jay Pestrighelli, Portfolio Manager for the Adviser, has been a portfolio manager of the Fund since its inception in 2025.

Qiao Duan, CFA, Portfolio Manager for the Adviser, has been a portfolio manager of the Fund since its inception in 2025.

Charles A. Ragauss, CFA, Portfolio Manager for the Adviser, has been a portfolio manager of the Fund since its inception in 2025.

CFA[®] is a registered trademark owned by the CFA Institute.

Purchase and Sale of Shares

The Fund issues and redeems Shares at NAV only in large blocks known as "Creation Units," which only Authorized Participants (APs) (typically, broker-dealers) may purchase or redeem. The Fund generally issues and redeems Creation Units in exchange for a portfolio of securities (the "Deposit Securities") and/or a designated amount of U.S. cash.

Shares are listed on a national securities exchange, such as the Exchange, and individual Shares may only be bought and sold in the secondary market through brokers at market prices, rather than NAV. Because Shares trade at market prices rather than NAV, Shares may trade at a price greater than NAV (premium) or less than NAV (discount).

An investor may incur costs attributable to the difference between the highest price a buyer is willing to pay to purchase Shares (the "bid" price) and the lowest price a seller is willing to accept for Shares (the "ask" price) when buying or selling Shares in the secondary market. This difference in bid and ask prices is often referred to as the "bid-ask spread."

When available, information regarding the Fund's NAV, market price, how often Shares traded on the Exchange at a premium or discount, and bid-ask spreads can be found on the Fund's website at www.yieldmaxetfs.com.

Tax Information

Fund distributions are generally taxable as ordinary income, qualified dividend income, or capital gains (or a combination), unless an investment is in an individual retirement account (“IRA”) or other tax-advantaged account. Distributions on investments made through tax-deferred arrangements may be taxed later upon withdrawal of assets from those accounts.

Financial Intermediary Compensation

If you purchase Shares through a broker-dealer or other financial intermediary (such as a bank) (an “Intermediary”), the Adviser or its affiliates may pay Intermediaries for certain activities related to the Fund, including participation in activities that are designed to make Intermediaries more knowledgeable about exchange-traded products, including the Fund, or for other activities, such as marketing, educational training, or other initiatives related to the sale or promotion of Shares. These payments may create a conflict of interest by influencing the Intermediary and your salesperson to recommend the Fund over another investment. Any such arrangements do not result in increased Fund expenses. Ask your salesperson or visit the Intermediary’s website for more information.

YieldMax™ AI Option Income Strategy ETF - FUND SUMMARY

Investment Objective

The Fund's primary investment objective is to seek current income. The Fund's secondary investment objective is to seek exposure to the share price of the common stock of C3.ai, Inc. ("AI" or "Underlying Security"), subject to a limit on potential investment gains.

Fees and Expenses of the Fund

This table describes the fees and expenses that you may pay if you buy, hold, and sell shares of the Fund ("Shares"). **You may pay other fees, such as brokerage commissions and other fees to financial intermediaries, which are not reflected in the table and Example below.**

Annual Fund Operating Expenses⁽¹⁾ (expenses that you pay each year as a percentage of the value of your investment)

Management Fee	0.99%
Distribution and Service (12b-1) Fees	None
Other Expenses (includes dividend, tax and broker expense)	0.68%
Total Annual Fund Operating Expenses	1.67%

- ⁽¹⁾ The Fund's investment adviser, Tidal Investments LLC (the "Adviser"), a Tidal Financial Group company, will pay, or require a sub-adviser to pay, all expenses incurred by the Fund (except for advisory fees and sub-advisory fees, as the case may be) excluding interest charges on any borrowings made for investment purposes, dividends and other expenses on securities sold short, taxes, brokerage commissions and other expenses incurred in placing orders for the purchase and sale of securities and other investment instruments, acquired fund fees and expenses, accrued deferred tax liability, distribution fees and expenses paid by the Fund under any distribution plan adopted pursuant to Rule 12b-1 under the Investment Company Act of 1940, as amended (the "1940 Act"), and litigation expenses and other non-routine or extraordinary expenses.

Expense Example

This Example is intended to help you compare the cost of investing in the Fund with the cost of investing in other funds. The Example assumes that you invest \$10,000 in the Fund for the time periods indicated and then redeem or hold all of your Shares at the end of those periods. The Example also assumes that your investment has a 5% return each year and that the Fund's operating expenses remain the same. The Example does not take into account brokerage commissions that you may pay on your purchases and sales of Shares. Although your actual costs may be higher or lower, based on these assumptions your costs would be:

1 Year	3 Years	5 Years	10 years
\$170	\$526	\$907	\$1,976

Portfolio Turnover

The Fund pays transaction costs, such as commissions, when it buys and sells securities (or "turns over" its portfolio). A higher portfolio turnover rate may indicate higher transaction costs and may result in higher taxes when Shares are held in a taxable account. These costs, which are not reflected in total annual fund operating expenses or in the expense example above, affect the Fund's performance. For the fiscal period from November 27, 2023 (commencement of operations) to October 31, 2024, the Fund's, portfolio turnover rate was 4% of the aggregate value of its portfolio.

Principal Investment Strategies

The Fund is an actively managed exchange-traded fund ("ETF") that seeks current income while providing indirect exposure to the share price (*i.e.*, the price returns) of the common stock of C3.ai, Inc. ("AI" or the "Underlying Security"), subject to a limit on potential investment gains. The Fund will employ its investment strategy as it relates to AI regardless of whether there are periods of adverse market, economic, or other conditions and will not take temporary defensive positions during such periods. As further described below, the Fund uses either a synthetic covered call strategy or a synthetic covered call spread strategy to provide income and indirect exposure to the share price returns of AI, subject to a limit on potential investment gains as a result of the nature of the options strategy it employs. That is, the Fund not only seeks to generate income from its options investments but also aims to derive additional income when the value of AI increases. The Fund's options contracts provide:

- indirect exposure to the share price returns of AI,
- current income from the option premiums, and
- a limit on the Fund's participation in gains, if any, of the share price returns of AI.

For more information, see sections “The Fund’s Use of Underlying Security Option Contracts,” “Synthetic Covered Call Strategy” and “Synthetic Covered Call Spread Strategy” below.

Why invest in the Fund?

- The Fund seeks to generate monthly income, which is not dependent on the price appreciation of the Underlying Security.
- The Fund seeks to participate in a portion of the gains experienced by the Underlying Security.

That is, although the Fund may not fully participate in gains in the Underlying Security’s stock price, the Fund’s portfolio is designed to generate income.

An Investment in the Fund is not an investment in the Underlying Security.

- **The Fund’s strategy will capture only a portion of its potential gains if the Underlying Security’s stock price increase in value.**
- **The Fund’s strategy is subject to all potential losses if the Underlying Security’s stock price decrease in value, which may not be offset by income received by the Fund.**
- The Fund does not invest directly in the Underlying Security.
- Fund shareholders are not entitled to any Underlying Security dividends.

Additional information regarding the Underlying Security is also set forth below.

The Fund’s Use of Underlying Security Option Contracts

As part of the Fund’s synthetic covered call strategy and synthetic covered call spread strategy, the Fund will purchase and sell a combination of standardized exchange-traded and FLEXible EXchange® (“FLEX”) call and put option contracts that are based on the value of the price returns of the Underlying Security.

- In general, an option contract gives the purchaser of the option contract the right to purchase (for a call option) or sell (for a put option) the underlying asset (like shares of the Underlying Security) at a specified price (the “strike price”).
- If exercised, an option contract obligates the seller to deliver shares (for a sold or “short” call) or buy shares (for a sold or “short” put) of the underlying asset at a specified price (the “strike price”).
- Options contracts must be exercised or traded to close within a specified time frame, or they expire. See the chart in section “Fund Portfolio” below for a description of the option contracts utilized by the Fund.

Standardized exchange-traded options include standardized terms. FLEX options are also exchange-traded, but they allow for customizable terms (e.g., the strike price can be negotiated). For more information on FLEX options, see “Additional Information about the Funds – Exchange Traded Options Portfolio.”

The Fund’s options contracts are based on the value of the Underlying Security, which gives the Fund the right or obligation to receive or deliver shares of the Underlying Security on the expiration date of the applicable option contract in exchange for the stated strike price, depending on whether the option contract is a call option or a put option, and whether the Fund purchases or sells the option contract.

Synthetic Covered Call Strategy

In seeking to achieve its investment objective, the Fund may implement a “*synthetic* covered call” strategy using the standardized exchange-traded and FLEX options described above.

- A *traditional* covered call strategy is an investment strategy where an investor (the Fund) sells a call option on an underlying security it owns.
- A *synthetic* covered call strategy is similar to a traditional covered call strategy in that the investor sells a call option that is based on the value of the underlying security. However, in a synthetic covered call strategy, the investor (the Fund) does not own the underlying security, but rather seeks to *synthetically* replicate 100% of the price movements of the underlying security through the use of various investment instruments.

The Fund’s synthetic covered call strategies consists of the following three elements, each of which is described in greater detail farther below:

- Synthetic long exposure to the Underlying Security, which allows the Fund to seek to participate in the changes, up or down, in the price of shares of the Underlying Security.

- Covered call writing (where the Underlying Security’s call options are sold against the synthetic long portion of the strategy), which allows the Fund to generate income.
- U.S. Treasuries, which are used for collateral for the options, and which also generate income.

1. Synthetic Long Exposure

To achieve a synthetic long exposure to the Underlying Security, the Fund will buy the Underlying Security’s call options and, simultaneously, sell the Underlying Security’s put options to try to replicate the price movements of the Underlying Security. The call options purchased by the Fund and the put options sold by the Fund will generally have one-month to six-month terms and strike prices that are approximately equal to the then-current share price of the Underlying Security at the time the contracts are purchased and sold, respectively. The combination of the long call options and sold put options provides the Fund with indirect investment exposure equal to approximately 100% of the Underlying Security for the duration of the applicable options exposure.

2. Covered Call Strategies

Covered Call Strategy

As part of its strategy, the Fund will write (sell) call option contracts on the Underlying Security to generate income. Since the Fund does not directly own the Underlying Security, these written call options will be sold short (i.e., selling a position it does not currently own). The Fund will seek to participate in the share price appreciation of the Underlying Security, if any. However, due to the nature of covered call strategies, the Fund’s participation may be subject to a cap (as described below). In this strategy, the call options written (sold) by the Fund will generally have 1- month or less expiration dates (the “Call Period”) and generally have a strike price that is approximately 0%-15% above the then-current share price of the Underlying Security.

It is important to note that the sale of the Underlying Security call option contracts will limit the Fund’s participation in the appreciation in the Underlying Security’s stock price. If the stock price of the Underlying Security increases, the above-referenced synthetic long exposure alone would allow the Fund to experience similar percentage gains. However, if the Underlying Security’s stock price appreciates beyond the strike price of one or more of the sold (short) call option contracts, the Fund will lose money on those short call positions, and the losses will, in turn, limit the upside return of the Fund’s synthetic long exposure. As a result, the Fund’s overall strategy (i.e., the combination of the synthetic long exposure to the Underlying Security and the sold (short) the Underlying Security call positions) will limit the Fund’s participation in gains in the Underlying Security’s stock price beyond a certain point.

Covered Call Spread Strategy

The Adviser will employ the Covered Call Spread Strategy when it believes it is a better strategy for the Fund as compared to the Covered Call Strategy. The Fund may write (sell) credit call spreads (described below) rather than stand-alone call option contracts to seek greater participation in the potential appreciation of its Underlying Security’s share price, while still generating net premium income. The Adviser will primarily employ this covered call spread strategy when it believes that the share price of its Underlying Security is likely to rise significantly in the short term (e.g., following a substantial selloff or overall positive market news). Additionally, the Adviser may use this strategy in other scenarios (e.g., if the market is undervaluing further out-of-the-money options relative to near-the-money options), where it believes the use of credit call spreads may prove more advantageous to the Fund’s total return than the covered call strategy.

A credit call spread involves selling a call option while simultaneously buying a call option with a higher strike price, both with the same expiration date. By writing credit call spreads, the Fund can potentially offset losses incurred from its short call positions if the Underlying Security’s share price rises above the strike price.

3. U.S. Treasuries

The Fund will hold short-term U.S. Treasury securities as collateral in connection with the Fund’s synthetic covered call strategy.

The Fund intends to continuously maintain indirect exposure to the Underlying Security through the use of options contracts. As the options contracts it holds are exercised or expire it may enter into new options contracts, a practice referred to as “rolling.” The Fund’s practice of rolling options may result in high portfolio turnover.

Fund’s Monthly Distributions

The Fund will seek to provide monthly income in the form of cash distributions. The Fund will seek to generate such income in the following ways:

- Writing (selling) call option contracts on its Underlying Security as described above. The income comes mainly from the option premiums received from these option sales. A premium, in this context, refers to the price the option buyer pays to the option seller (the Fund) for the rights granted by the option. The amount of these premiums is largely affected by the fluctuations in the Underlying Security’s stock prices. However, other elements like interest rates can also influence the income level.
- Investing in short-term U.S. Treasury securities. The income generated by these securities will be influenced by interest rates at the time of investment.
- In addition to the income-seeking methodologies stated in the Prospectus, the Fund’s use of the Synthetic Covered Call Spread Strategy may occasionally allow it to capture a substantial portion of any significant increase in the price of its Underlying Security. When this happens, the Fund could receive profits exceeding the initial cost of the call options, and the Fund’s distributions may include some of those profits.

Fund’s Return Profile vs its Underlying Security

For the reasons stated above, the Fund’s performance will differ from that of the Underlying Security’s stock price. The performance differences will depend on, among other things, the price of the Underlying Security, changes in the value of the the Underlying Security options contracts the Fund holds, and changes in the value of the U.S. Treasuries.

Fund Portfolio

Principal Holdings		
Portfolio Holdings (All options are based on the value of the Underlying Security)	Investment Terms	Expected Target Maturity
Purchased call option contracts	<p>“at-the-money” (<i>i.e.</i>, the strike price is equal to the then-current share price of the Underlying Security at the time of purchase) to provide indirect exposure to positive price returns of the Underlying Security.</p> <p>If the Underlying Security share price increases, these options will generate corresponding increases to the Fund.</p>	1-month to 6-month expiration dates
Sold put option contracts	<p>“at-the-money” (<i>i.e.</i>, the strike price is equal to the then-current share price of the Underlying Security at the time of sale).</p> <p>They are sold to help pay for the purchased call options described above.</p> <p>However, the sold put option contracts provide exposure to the full extent of any share price losses experienced by the Underlying Security.</p>	1-month to 6-month expiration dates
Sold (short) call option contracts (<i>Covered Call Strategy</i>)	<p>The strike price is approximately 0%-15% more than the then-current share price of the Underlying Security at the time of sale.</p> <p>They generate current income. However, they also limit some potential positive returns that the Fund may have otherwise experienced from gains in the Underlying Security’s share price.</p>	1-month or less expiration dates
Sold (short) call option contracts (<i>Covered Call Spread Strategy</i>)	<p>The strike price is approximately 0%-15% more than the then-current share price of the Fund’s Underlying Security at the time of sale.</p> <p>Sold call option contracts provide inverse exposure to the full extent of any increases in the value experienced by the Fund’s Underlying Security, minus the premium received.</p>	1-month or less expiration dates
Purchased call option contracts (<i>Covered Call Spread Strategy</i>)	<p>“out-of-the-money” (<i>i.e.</i>, the strike price is above the strike price of the corresponding Covered Call Spread Strategy sold call).</p> <p>Bought call option contracts provide exposure to the full extent of any increases in the value experienced by the Fund’s Underlying Security above the option’s strike price.</p>	1-month or less expiration dates
U.S Treasury Securities and Cash	Multiple series of U.S. Treasury Bills supported by the full faith and credit of the U.S. government.	6-month to 2-year maturities

These instruments are used as collateral for the Fund's derivative investments.

They will also generate income.

Under normal circumstances, the Fund will invest at least 80% of its net assets, plus borrowings for investment purposes, in securities and financial instruments that provide indirect exposure to AI.

The Fund is classified as “non-diversified” under the 1940 Act.

There is no guarantee that the Fund's investment strategy will be properly implemented, and an investor may lose some or all of its investment.

C3.ai, Inc. (“AI”)

AI is an “artificial intelligence” application software company. AI is listed on the New York Stock Exchange (“NYSE”). Per AI's most recent Form 10-K filing, the aggregate market value of the voting stock held by non-affiliates of AI as of the most recent available data at time of drafting this prospectus (October 31, 2023) was approximately \$1.7 billion.

AI is registered under the Securities Exchange Act of 1934, as amended (the “Exchange Act”). Information provided to or filed with the SEC by AI pursuant to the Exchange Act can be located by reference to the SEC file number 001-39744 through the SEC's website at www.sec.gov. In addition, information regarding AI may be obtained from other sources including, but not limited to, press releases, newspaper articles and other publicly disseminated documents.

This document relates only to the securities offered hereby and does not relate to AI or other securities of AI. The Fund has derived all disclosures contained in this document regarding AI from publicly available documents. None of the Fund, the Trust, the Adviser, or their respective affiliates has participated in the preparation of such publicly available offering documents or made any due diligence inquiry regarding such documents with respect to AI. None of the Fund, the Trust, the Adviser or their respective affiliates makes any representation that such publicly available documents or any other publicly available information regarding AI is accurate or complete. Furthermore, the Fund cannot give any assurance that all events occurring prior to the date hereof (including events that would affect the accuracy or completeness of the publicly available documents described above) that would affect the trading price of AI (and therefore the price of AI at the time we price the securities) have been publicly disclosed. Subsequent disclosure of any such events or the disclosure of or failure to disclose material future events concerning AI could affect the value received with respect to the securities and therefore the value of the securities.

None of the Fund, the Trust, the Adviser or their respective affiliates makes any representation to you as to the performance of AI.

THE FUND, TRUST AND ADVISER ARE NOT AFFILIATED WITH AI.

Due to the Fund's investment strategy, the Fund's investment exposure is concentrated in (or substantially exposed to) the same industry as that assigned to AI. As of the date of the Prospectus, AI is assigned to the software industry.

Principal Investment Risks

The principal risks of investing in the Fund are summarized below. As with any investment, there is a risk that you could lose all or a portion of your investment in the Fund. Some or all of these risks may adversely affect the Fund's net asset value (“NAV”) per share, trading price, yield, total return, and/or ability to meet its objective. For more information about the risks of investing in the Fund, see the section in the Fund's Prospectus titled “Additional Information About the Funds—Principal Risks of Investing in the Funds.”

An investment in the Fund entails risk. The Fund may not achieve its investment objective and there is a risk that you could lose all of your money invested in the Fund. The Fund is not a complete investment program. It is important that investors closely review all of the risks listed below and understand them before making an investment in the Fund.

Each risk summarized below is considered a “principal risk” of investing in the Fund, regardless of the order in which they appear.

AI Risk. The Fund invests in options contracts that are based on the value of AI. This subjects the Fund to certain of the same risks as if it owned shares of AI, even though it does not. By virtue of the Fund's investments in options contracts that are based on the value of AI, the Fund may also be subject to the following risks:

Indirect Investment in AI Risk. AI is not affiliated with the Trust, the Fund, the Adviser, or their respective affiliates and is not involved with this offering in any way and has no obligation to consider your Shares in taking any corporate actions that might affect the value of Shares. Investors in the Fund will not have voting rights and will not be able to influence the management of AI but will be exposed to the performance of AI (the underlying stock). Investors in the Fund will not have rights to receive

dividends or other distributions or any other rights with respect to the underlying stock but will be subject to declines in the performance of the underlying stock.

AI Trading Risk. The trading price of AI may be highly volatile and could continue to be subject to wide fluctuations in response to various factors. The stock market in general, and the market for technology companies in particular, has experienced extreme price and volume fluctuations that have often been unrelated or disproportionate to the operating performance of those companies. In particular, a large proportion of AI may be traded by short sellers which may put pressure on the supply and demand for the common stock of AI, further influencing volatility in its market price. Public perception and other factors outside of the control of AI may additionally impact AI's stock price due to AI garnering a disproportionate degree of public attention, regardless of actual operating performance. In addition, in the past, following periods of volatility in the overall market and the market price of a particular company's securities, securities class action litigation has often been instituted against companies such as these. Moreover, stockholder litigation like this has been filed against AI in the past. While AI continues to defend such actions, any judgment against AI, or any future stockholder litigation could result in substantial costs and a diversion of the management of AI's attention and resources. If AI trading is halted, trading in Shares of the Fund may be impacted, either temporarily or indefinitely.

AI Performance Risk. AI may fail to meet its publicly announced guidelines or other expectations about its business, which could cause the price of AI to decline. AI provides guidance regarding its expected financial and business performance, such as projections regarding sales and production, as well as anticipated future revenues, gross margins, profitability and cash flows. Correctly identifying key factors affecting business conditions and predicting future events is inherently an uncertain process, and the guidance AI provides may not ultimately be accurate and has in the past been inaccurate in certain respects, such as the timing of new product manufacturing ramps. The guidance is based on certain assumptions such as those relating to global and local economic conditions, anticipated production and sales volumes (which generally are not linear throughout a given period), average sales prices, supplier and commodity costs, and planned cost reductions. If AI's guidance is not accurate or varies from actual results due to its inability to meet the assumptions or the impact on its financial performance that could occur as a result of various risks and uncertainties, the market value of common stock issued by AI could decline significantly.

Software Industry Risk. The software industry can be significantly affected by intense competition, aggressive pricing, technological innovations, and product obsolescence. Companies in the software industry are subject to significant competitive pressures, such as aggressive pricing, new market entrants, competition for market share, short product cycles due to an accelerated rate of technological developments and the potential for limited earnings and/or falling profit margins. These companies also face the risks that new services, equipment or technologies will not be accepted by consumers and businesses or will become rapidly obsolete. These factors can affect the profitability of these companies and, as a result, the value of their securities. Also, patent protection is integral to the success of many companies in this industry, and profitability can be affected materially by, among other things, the cost of obtaining (or failing to obtain) patent approvals, the cost of litigating patent infringement and the loss of patent protection for products (which significantly increases pricing pressures and can materially reduce profitability with respect to such products). In addition, many software companies have limited operating histories. Prices of these companies' securities historically have been more volatile than other securities, especially over the short term.

Derivatives Risk. Derivatives are financial instruments that derive value from the underlying reference asset or assets, such as stocks, bonds, or funds (including ETFs), interest rates or indexes. The Fund's investments in derivatives may pose risks in addition to, and greater than, those associated with directly investing in securities or other ordinary investments, including risk related to the market, imperfect correlation with underlying investments or the Fund's other portfolio holdings, higher price volatility, lack of availability, counterparty risk, liquidity, valuation and legal restrictions. The use of derivatives is a highly specialized activity that involves investment techniques and risks different from those associated with ordinary portfolio securities transactions. The use of derivatives may result in larger losses or smaller gains than directly investing in securities. When the Fund uses derivatives, there may be an imperfect correlation between the value of AI and the derivative, which may prevent the Fund from achieving its investment objective. Because derivatives often require only a limited initial investment, the use of derivatives may expose the Fund to losses in excess of those amounts initially invested. In addition, the Fund's investments in derivatives are subject to the following risks:

Options Contracts. The use of options contracts involves investment strategies and risks different from those associated with ordinary portfolio securities transactions. The prices of options are volatile and are influenced by, among other things, actual and anticipated changes in the value of the underlying instrument, including the anticipated volatility, which are affected by fiscal and monetary policies and by national and international political, changes in the actual or implied volatility or the reference asset, the time remaining until the expiration of the option contract and economic events. For the Fund in particular, the value of the options contracts in which it invests are substantially influenced by the value of AI. The Fund may experience substantial downside from specific option positions and certain option positions held by the Fund may expire worthless. The options held by the Fund are exercisable at the strike price on their expiration date. As an option approaches its expiration date, its value typically increasingly moves with the value of the underlying instrument. However, prior to such date, the value of an option generally does not increase or decrease at the same rate as the underlying instrument. There may at times be an imperfect

correlation between the movement in the values of options contracts and the underlying instrument, and there may at times not be a liquid secondary market for certain options contracts. The value of the options held by the Fund will be determined based on market quotations or other recognized pricing methods. Additionally, as the Fund intends to continuously maintain indirect exposure to AI through the use of options contracts, as the options contracts it holds are exercised or expire it will enter into new options contracts, a practice referred to as “rolling.” If the expiring options contracts do not generate proceeds enough to cover the cost of entering into new options contracts, the Fund may experience losses.

Counterparty Risk. The Fund is subject to counterparty risk by virtue of its investments in options contracts. Transactions in some types of derivatives, including options, are required to be centrally cleared (“cleared derivatives”). In a transaction involving cleared derivatives, the Fund’s counterparty is a clearing house rather than a bank or broker. Since the Fund is not a member of clearing houses and only members of a clearing house (“clearing members”) can participate directly in the clearing house, the Fund will hold cleared derivatives through accounts at clearing members. In cleared derivatives positions, the Fund will make payments (including margin payments) to and receive payments from a clearing house through their accounts at clearing members. Customer funds held at a clearing organization in connection with any options contracts are held in a commingled omnibus account and are not identified to the name of the clearing member’s individual customers. As a result, assets deposited by the Fund with any clearing member as margin for options may, in certain circumstances, be used to satisfy losses of other clients of the Fund’s clearing member. In addition, although clearing members guarantee performance of their clients’ obligations to the clearing house, there is a risk that the assets of the Fund might not be fully protected in the event of the clearing member’s bankruptcy, as the Fund would be limited to recovering only a pro rata share of all available funds segregated on behalf of the clearing member’s customers for the relevant account class. The Fund is also subject to the risk that a limited number of clearing members are willing to transact on the Fund’s behalf, which heightens the risks associated with a clearing member’s default. This risk is greater for the Fund as it seeks to hold options contracts on a single security, and not a broader range of options contracts, which may limit the number of clearing members that are willing to transact on the Fund’s behalf. If a clearing member defaults the Fund could lose some or all of the benefits of a transaction entered into by the Fund with the clearing member. If the Fund cannot find a clearing member to transact with on the Fund’s behalf, the Fund may be unable to effectively implement its investment strategy.

Price Participation Risk. The Fund employs an investment strategy that includes the sale of call option contracts, which limits the degree to which the Fund will participate in increases in value experienced by AI over the Call Period. This means that if AI experiences an increase in value above the strike price of the sold call options during a Call Period, the Fund will likely not experience that increase to the same extent and may significantly underperform AI over the Call Period. Additionally, because the Fund is limited in the degree to which it will participate in increases in value experienced by AI over each Call Period, but has full exposure to any decreases in value experienced by AI over the Call Period, the NAV of the Fund may decrease over any given time period. The Fund’s NAV is dependent on the value of each options portfolio, which is based principally upon the performance of AI. The degree of participation in AI gains the Fund will experience will depend on prevailing market conditions, especially market volatility, at the time the Fund enters into the sold call option contracts and will vary from Call Period to Call Period. The value of the options contracts is affected by changes in the value and dividend rates of AI, changes in interest rates, changes in the actual or perceived volatility of AI and the remaining time to the options’ expiration, as well as trading conditions in the options market. As the price of AI changes and time moves towards the expiration of each Call Period, the value of the options contracts, and therefore the Fund’s NAV, will change. However, it is not expected for the Fund’s NAV to directly correlate on a day-to-day basis with the returns of AI. The amount of time remaining until the options contract’s expiration date affects the impact of the potential options contract income on the Fund’s NAV, which may not be in full effect until the expiration date of the Fund’s options contracts. Therefore, while changes in the price of the AI will result in changes to the Fund’s NAV, the Fund generally anticipates that the rate of change in the Fund’s NAV will be different than that experienced by AI.

Distribution Risk. As part of the Fund’s investment objective, the Fund seeks to provide current monthly income. There is no assurance that the Fund will make a distribution in any given month. If the Fund does make distributions, the amounts of such distributions will likely vary greatly from one distribution to the next. Additionally, the monthly distributions, if any, may consist of returns of capital, which would decrease the Fund’s NAV and trading price over time. As a result, an investor may suffer significant losses to their investment. In addition, the underlying stock may pay dividends, the Fund’s returns will not include any dividends paid by the underlying stock, and any income generated by the Fund may be less than the income generated by a direct investment in the underlying stock.

NAV Erosion Risk Due to Distributions. When the Fund makes a distribution, the Fund’s NAV will typically drop by the amount of the distribution on the related ex-dividend date. The repeated payment of distributions by the Fund, if any, may significantly erode the Fund’s NAV and trading price over time. As a result, an investor may suffer significant losses to their investment.

Call Strategy Risks. The path dependency (i.e., the continued use) of the Fund’s call writing strategy will impact the extent that the Fund participates in the positive price returns of AI and, in turn, the Fund’s returns, both during the term of the sold call options and over longer time periods. If, for example, each month the Fund were to sell 7% out-of-the-money call options having a one-month term, the Fund’s participation in the positive price returns of AI will be capped at 7% in any given month. However, over a longer period (e.g., 5 months), the Fund should not be expected to participate fully in the first 35% (i.e., 5 months x 7%) of the positive price returns of AI, or the Fund may even lose money, even if the AI share price has appreciated by at least that much over such period, if during any

month over that period AI had a return less than 7%. This example illustrates that both the Fund's participation in the positive price returns of AI and its returns will depend not only on the price of AI but also on the path that AI takes over time.

Additionally, when implementing the Covered Call Spread Strategy, the use of credit call spreads introduces further complexities and risks. While purchasing a higher-strike call option limits potential losses from the short call position, it also reduces the net premium received, which may result in lower overall returns compared to a stand-alone covered call strategy. If the price of the Underlying Security rises rapidly, the call spread may still cap upside participation, leading to missed profit opportunities. Furthermore, market conditions, such as mispricing between near-the-money and further out-of-the-money options, may impact the effectiveness of the strategy, potentially resulting in lower-than-expected returns or increased losses. The relative pricing of options at different strike levels can vary due to volatility shifts, liquidity constraints, or other market dynamics, adding an additional layer of uncertainty to the Fund's performance under this strategy.

ETF Risks.

Authorized Participants, Market Makers, and Liquidity Providers Concentration Risk. The Fund has a limited number of financial institutions that are authorized to purchase and redeem Shares directly from the Fund (known as "Authorized Participants" or "APs"). In addition, there may be a limited number of market makers and/or liquidity providers in the marketplace. To the extent either of the following events occur, Shares may trade at a material discount to NAV and possibly face delisting: (i) APs exit the business or otherwise become unable to process creation and/or redemption orders and no other APs step forward to perform these services; or (ii) market makers and/or liquidity providers exit the business or significantly reduce their business activities and no other entities step forward to perform their functions.

Cash Redemption Risk. The Fund's investment strategy may require it to redeem Shares for cash or to otherwise include cash as part of its redemption proceeds. For example, the Fund may not be able to redeem in-kind certain securities held by the Fund (e.g., derivative instruments). In such a case, the Fund may be required to sell or unwind portfolio investments to obtain the cash needed to distribute redemption proceeds. This may cause the Fund to recognize a capital gain that it might not have recognized if it had made a redemption in-kind. As a result, the Fund may pay out higher annual capital gain distributions than if the in-kind redemption process was used. By paying out higher annual capital gain distributions, investors may be subjected to increased capital gains taxes. Additionally, there may be brokerage costs or taxable gains or losses that may be imposed on the Fund in connection with a cash redemption that may not have occurred if the Fund had made a redemption in-kind. These costs could decrease the value of the Fund to the extent they are not offset by a transaction fee payable by an AP.

Costs of Buying or Selling Shares. Due to the costs of buying or selling Shares, including brokerage commissions imposed by brokers and bid-ask spreads, frequent trading of Shares may significantly reduce investment results and an investment in Shares may not be advisable for investors who anticipate regularly making small investments.

Management Risk. The Fund is subject to management risk because it is an actively managed portfolio. In managing the Fund's investment portfolio, the portfolio managers will apply investment techniques and risk analyses that may not produce the desired result. There can be no guarantee that the Fund will meet its investment objective.

Shares May Trade at Prices Other Than NAV. As with all ETFs, Shares may be bought and sold in the secondary market at market prices. Although it is expected that the market price of Shares will approximate the Fund's NAV, there may be times when the market price of Shares is more than the NAV intra-day (premium) or less than the NAV intra-day (discount) due to supply and demand of Shares or during periods of market volatility. This risk is heightened in times of market volatility, periods of steep market declines, and periods when there is limited trading activity for Shares in the secondary market, in which case such premiums or discounts may be significant.

Trading. Although Shares are listed on a national securities exchange, such as NYSE Arca, Inc. (the "Exchange"), and may be traded on U.S. exchanges other than the Exchange, there can be no assurance that an active trading market for the Shares will develop or be maintained or that the Shares will trade with any volume, or at all, on any stock exchange. This risk may be greater for the Fund as it seeks to have indirect exposure to a single underlying stock as opposed to a more diverse portfolio like a traditional pooled investment. In stressed market conditions, the liquidity of Shares may begin to mirror the liquidity of the Fund's underlying portfolio holdings, which can be significantly less liquid than Shares. Shares trade on the Exchange at a market price that may be below, at or above the Fund's NAV. Trading in Shares on the Exchange may be halted due to market conditions or for reasons that, in the view of the Exchange, make trading in Shares inadvisable. In addition, trading in Shares on the Exchange is subject to trading halts caused by extraordinary market volatility pursuant to the Exchange "circuit breaker" rules. There can be no assurance that the requirements of the Exchange necessary to maintain the listing of the Fund will continue to be met or will remain unchanged. In the event of an unscheduled market close for options contracts that reference a single stock, such as AI's securities being halted or a market wide closure, settlement prices will be determined by the procedures of the listing exchange of the options contracts. As a result, the Fund could be adversely affected and be unable to implement its investment strategies in the event of an unscheduled closing.

High Portfolio Turnover Risk. The Fund may actively and frequently trade all or a significant portion of the Fund's holdings. A high portfolio turnover rate increases transaction costs, which may increase the Fund's expenses. Frequent trading may also cause adverse tax consequences for investors in the Fund due to an increase in short-term capital gains.

Inflation Risk. Inflation risk is the risk that the value of assets or income from investments will be less in the future as inflation decreases the value of money. As inflation increases, the present value of the Fund's assets and distributions, if any, may decline.

Liquidity Risk. Some securities held by the Fund, including options contracts, may be difficult to sell or be illiquid, particularly during times of market turmoil. This risk is greater for the Fund as it will hold options contracts on a single security, and not a broader range of options contracts. Markets for securities or financial instruments could be disrupted by a number of events, including, but not limited to, an economic crisis, natural disasters, epidemics/pandemics, new legislation or regulatory changes inside or outside the United States. Illiquid securities may be difficult to value, especially in changing or volatile markets. If the Fund is forced to sell an illiquid security at an unfavorable time or price, the Fund may be adversely impacted. Certain market conditions or restrictions, such as market rules related to short sales, may prevent the Fund from limiting losses, realizing gains or achieving a high correlation with AI. There is no assurance that a security that is deemed liquid when purchased will continue to be liquid. Market illiquidity may cause losses for the Fund.

Market Events Risk. The Fund's investments are subject to changes in general economic conditions, general market fluctuations and the risks inherent in investment in securities and other financial instruments. Investment markets can be volatile and prices of investments can change substantially due to various factors including, but not limited to, economic growth or recession, changes in interest rates, inflation, changes in the actual or perceived creditworthiness of issuers, and general market liquidity. The Fund is subject to the risk that geopolitical events will disrupt securities and other financial markets and adversely affect global economies and markets. Local, regional or global events such as war, military conflicts, acts of terrorism, natural disasters, the spread of infectious illness or other public health issues, or other events could have a significant impact on the Fund and its investments. Continuing uncertainties regarding interest rates, rising inflation, political events, rising government debt in the U.S. and trade tensions also contribute to market volatility. Conflict, loss of life and disaster connected to ongoing armed conflict between Ukraine and Russia in Europe and between Israel and Hamas in the Middle East could have severe adverse effects on the related region, including significant adverse effects on the regional or global economies and the markets for certain securities. The U.S. and the European Union have imposed sanctions on certain Russian individuals and companies, including certain financial institutions, and have limited certain exports and imports to and from Russia. These conflicts have contributed to recent market volatility and may continue to do so.

Money Market Instrument Risk. The Fund may use a variety of money market instruments for cash management purposes, including money market funds, depository accounts and repurchase agreements. Repurchase agreements are contracts in which a seller of securities agrees to buy the securities back at a specified time and price. Repurchase agreements may be subject to market and credit risk related to the collateral securing the repurchase agreement. Money market instruments, including money market funds, may lose money through fees or other means.

Newer Fund Risk. The Fund is a recently organized management investment company with limited operating history. As a result, prospective investors have a limited track record or history on which to base their investment decisions. There can be no assurance that the Fund will maintain an economically viable size.

Non-Diversification Risk. Because the Fund is "non-diversified," it may invest a greater percentage of its assets in the securities of a single issuer or a smaller number of issuers than if it was a diversified fund. As a result, a decline in the value of an investment in a single issuer or a smaller number of issuers could cause the Fund's overall value to decline to a greater degree than if the Fund held a more diversified portfolio. This may increase the Fund's volatility and cause the performance of a relatively smaller number of issuers to have a greater impact on the Fund's performance.

Operational Risk. The Fund is subject to risks arising from various operational factors, including, but not limited to, human error, processing and communication errors, errors of the Fund's service providers, counterparties or other third-parties, failed or inadequate processes and technology or systems failures. The Fund relies on third-parties for a range of services, including custody. Any delay or failure relating to engaging or maintaining such service providers may affect the Fund's ability to meet its investment objective. Although the Fund and Adviser, seek to reduce these operational risks through controls and procedures, there is no way to completely protect against such risks.

Single Issuer Risk. Issuer-specific attributes may cause an investment in the Fund to be more volatile than a traditional pooled investment which diversifies risk or the market generally. The value of the Fund, which focuses on an individual security (AI), may be more volatile than a traditional pooled investment or the market as a whole and may perform differently from the value of a traditional pooled investment or the market as a whole.


Tax Risk. The Fund intends to elect and to qualify each year to be treated as a RIC under Subchapter M of the Code. As a RIC, the Fund will not be subject to U.S. federal income tax on the portion of its net investment income and net capital gain that it distributes to Shareholders, provided that it satisfies certain requirements of the Code. If the Fund does not qualify as a RIC for any taxable year and certain relief provisions are not available, the Fund's taxable income will be subject to tax at the Fund level and to a further tax at the

shareholder level when such income is distributed. To comply with the asset diversification test applicable to a RIC, the Fund will attempt to ensure that the value of options it holds is never 25% of the total value of Fund assets at the close of any quarter. In particular, in combination with the Fund’s use of a “synthetic” strategy (i.e., purchasing exposure to the underlying stock through a combination of put and call options), the Fund maintains a portfolio of treasury securities, which are expected to enable the Fund to meet the diversification requirements. If the Fund’s investments in options were to exceed 25% of the Fund’s total assets at the end of a tax quarter, the Fund, generally, has a grace period to cure such lack of compliance. If the Fund fails to timely cure, it may no longer be eligible to be treated as a RIC.

U.S. Government and U.S. Agency Obligations Risk. The Fund may invest in securities issued by the U.S. government or its agencies or instrumentalities. U.S. Government obligations include securities issued or guaranteed as to principal and interest by the U.S. Government, its agencies or instrumentalities, such as the U.S. Treasury. Payment of principal and interest on U.S. Government obligations may be backed by the full faith and credit of the United States or may be backed solely by the issuing or guaranteeing agency or instrumentality itself. In the latter case, the investor must look principally to the agency or instrumentality issuing or guaranteeing the obligation for ultimate repayment, which agency or instrumentality may be privately owned. There can be no assurance that the U.S. Government would provide financial support to its agencies or instrumentalities (including government-sponsored enterprises) where it is not obligated to do so.

Performance

The following performance information provides some indication of the risks of investing in the Fund by showing changes in the Fund’s performance over time. The following bar chart shows the Fund’s annual returns. The table illustrates how the Fund’s average annual returns for the 1-year and since inception periods compare with those of a broad measure of market performance. Although past performance of the Fund is no guarantee of how it will perform in the future, historical performance may give you some indication of the risks of investing in the Fund. Updated performance information will be available on the Fund’s website at www.yieldmaxetfs.com.



During the period of time shown in the bar chart, the Fund’s highest quarterly return was 18.67% for the quarter ended December 31, 2024 and the lowest quarterly return was -12.19% for the quarter ended March 31, 2024.

Average Annual Total Returns

For the Periods Ended December 31, 2024

	1 Year	Since Inception November 27, 2023
Return Before Taxes	-14.39%	-14.25%
Return After Taxes on Distributions	-21.32%	-20.62%
Return After Taxes on Distributions and Sale of Fund Shares	-8.44%	-12.47%
S&P 500® Total Return Index (reflects no deduction for fees, expenses, or taxes) ⁽¹⁾	25.02%	28.25%

⁽¹⁾ The S&P 500® Total Return Index is a free-float market capitalization-weighted index of 500 of the largest U.S. companies. The index is calculated on a total return basis with dividends reinvested.

After-tax returns are calculated using the historical highest individual federal marginal income tax rates during the period covered by the table above and do not reflect the impact of state and local taxes. Actual after-tax returns depend on an investor's tax situation and may differ from those shown. After-tax returns shown are not relevant to investors who hold their Shares through tax-deferred or other tax-advantaged arrangements such as an individual retirement account ("IRA").

Management

Investment Adviser: Tidal Investments LLC (the "Adviser") serves as investment adviser to the Fund.

Portfolio Managers:

The following individuals are jointly and primarily responsible for the day-to-day management of the Fund.

Jay Pestrighelli, Portfolio Manager for the Adviser, has been a portfolio manager of the Fund since its inception in 2023.

Qiao Duan, CFA, Portfolio Manager for the Adviser, has been a portfolio manager of the Fund since its inception in 2023.

Charles A. Ragauss, CFA, Portfolio Manager for the Adviser, has been a portfolio manager of the Fund since its inception in 2023.

CFA® is a registered trademark owned by the CFA Institute.

Purchase and Sale of Shares

The Fund issues and redeems Shares at NAV only in large blocks known as "Creation Units," which only Authorized Participants (APs) (typically, broker-dealers) may purchase or redeem. The Fund generally issues and redeems Creation Units in exchange for a portfolio of securities (the "Deposit Securities") and/or a designated amount of U.S. cash.

Shares are listed on a national securities exchange, such as the Exchange, and individual Shares may only be bought and sold in the secondary market through brokers at market prices, rather than NAV. Because Shares trade at market prices rather than NAV, Shares may trade at a price greater than NAV (premium) or less than NAV (discount).

An investor may incur costs attributable to the difference between the highest price a buyer is willing to pay to purchase Shares (the "bid" price) and the lowest price a seller is willing to accept for Shares (the "ask" price) when buying or selling Shares in the secondary market. This difference in bid and ask prices is often referred to as the "bid-ask spread."

Information regarding the Fund's NAV, market price, how often Shares traded on the Exchange at a premium or discount, and bid-ask spreads can be found on the Fund's website at www.yieldmaxetfs.com.

Tax Information

Fund distributions are generally taxable as ordinary income, qualified dividend income, or capital gains (or a combination), unless an investment is in an individual retirement account ("IRA") or other tax-advantaged account. Distributions on investments made through tax-deferred arrangements may be taxed later upon withdrawal of assets from those accounts.

Financial Intermediary Compensation

If you purchase Shares through a broker-dealer or other financial intermediary (such as a bank) (an "Intermediary"), the Adviser or its affiliates may pay Intermediaries for certain activities related to the Fund, including participation in activities that are designed to make Intermediaries more knowledgeable about exchange-traded products, including the Fund, or for other activities, such as marketing, educational training, or other initiatives related to the sale or promotion of Shares. These payments may create a conflict of interest by influencing the Intermediary and your salesperson to recommend the Fund over another investment. Any such arrangements do not result in increased Fund expenses. Ask your salesperson or visit the Intermediary's website for more information.

YieldMax™ AMD Option Income Strategy ETF - FUND SUMMARY

Investment Objective

The Fund's primary investment objective is to seek current income. The Fund's secondary investment objective is to seek exposure to the share price of the common stock of Advanced Micro Devices, Inc. ("AMD" or "Underlying Security"), subject to a limit on potential investment gains.

Fees and Expenses of the Fund

This table describes the fees and expenses that you may pay if you buy, hold, and sell shares of the Fund ("Shares"). **You may pay other fees, such as brokerage commissions and other fees to financial intermediaries, which are not reflected in the table and Example below.**

Annual Fund Operating Expenses⁽¹⁾ (expenses that you pay each year as a percentage of the value of your investment)

Management Fee	0.99%
Distribution and Service (12b-1) Fees	None
Other Expenses (includes dividend, tax and broker expense)	0.24%
Total Annual Fund Operating Expenses	1.23%

- ⁽¹⁾ The Fund's investment adviser, Tidal Investments LLC (the "Adviser"), a Tidal Financial Group company, will pay, or require a sub-adviser to pay, all expenses incurred by the Fund (except for advisory fees and sub-advisory fees, as the case may be) excluding interest charges on any borrowings made for investment purposes, dividends and other expenses on securities sold short, taxes, brokerage commissions and other expenses incurred in placing orders for the purchase and sale of securities and other investment instruments, acquired fund fees and expenses, accrued deferred tax liability, distribution fees and expenses paid by the Fund under any distribution plan adopted pursuant to Rule 12b-1 under the Investment Company Act of 1940, as amended (the "1940 Act"), and litigation expenses and other non-routine or extraordinary expenses.

Expense Example

This Example is intended to help you compare the cost of investing in the Fund with the cost of investing in other funds. The Example assumes that you invest \$10,000 in the Fund for the time periods indicated and then redeem or hold all of your Shares at the end of those periods. The Example also assumes that your investment has a 5% return each year and that the Fund's operating expenses remain the same. The Example does not take into account brokerage commissions that you may pay on your purchases and sales of Shares. Although your actual costs may be higher or lower, based on these assumptions your costs would be:

1 Year	3 Years	5 Years	10 Years
\$125	\$390	\$676	\$1,489

Portfolio Turnover

The Fund pays transaction costs, such as commissions, when it buys and sells securities (or "turns over" its portfolio). A higher portfolio turnover rate may indicate higher transaction costs and may result in higher taxes when Shares are held in a taxable account. These costs, which are not reflected in total annual fund operating expenses or in the expense example above, affect the Fund's performance. During the most recent fiscal year, the Fund's portfolio turnover rate was 37% of the average value of its portfolio.

Principal Investment Strategies

The Fund is an actively managed exchange-traded fund ("ETF") that seeks current income while providing indirect exposure to the share price (*i.e.*, the price returns) of the common stock of Advanced Micro Devices, Inc. ("AMD" or the "Underlying Security"), subject to a limit on potential investment gains. The Fund will employ its investment strategy as it relates to AMD regardless of whether there are periods of adverse market, economic, or other conditions and will not take temporary defensive positions during such periods. As further described below, the Fund uses either a synthetic covered call strategy or a synthetic covered call spread strategy to provide income and indirect exposure to the share price returns of AMD, subject to a limit on potential investment gains as a result of the nature of the options strategy it employs. That is, the Fund not only seeks to generate income from its options investments but also aims to derive gains when the value of AMD increases. The Fund's options contracts provide:

- indirect exposure to the share price returns of AMD,
- current income from the option premiums, and
- a limit on the Fund's participation in gains, if any, of the share price returns of AMD.

For more information, see sections “The Fund’s Use of Underlying Security Option Contracts,” “Synthetic Covered Call Strategy” and “Synthetic Covered Call Spread Strategy” below.

Why invest in the Fund?

- The Fund seeks to generate monthly income, which is not dependent on the price appreciation of the Underlying Security.
- The Fund seeks to participate in a portion of the gains experienced by the Underlying Security.

That is, although the Fund may not fully participate in gains in the Underlying Security’s stock price, the Fund’s portfolio is designed to generate income.

An Investment in the Fund is not an investment in the Underlying Security.

- **The Fund’s strategy will capture only a portion of its potential gains if the Underlying Security’s stock price increase in value.**
- **The Fund’s strategy is subject to all potential losses if the Underlying Security’s stock price decrease in value, which may not be offset by income received by the Fund.**
- The Fund does not invest directly in the Underlying Security.
- Fund shareholders are not entitled to any Underlying Security dividends.

Additional information regarding the Underlying Security is also set forth below.

The Fund’s Use of Underlying Security Option Contracts

As part of the Fund’s synthetic covered call strategy and synthetic covered call spread strategy, the Fund will purchase and sell a combination of standardized exchange-traded and FLEXible EXchange® (“FLEX”) call and put option contracts that are based on the value of the price returns of the Underlying Security.

- In general, an option contract gives the purchaser of the option contract the right to purchase (for a call option) or sell (for a put option) the underlying asset (like shares of the Underlying Security) at a specified price (the “strike price”).
- If exercised, an option contract obligates the seller to deliver shares (for a sold or “short” call) or buy shares (for a sold or “short” put) of the underlying asset at a specified price (the “strike price”).
- Options contracts must be exercised or traded to close within a specified time frame, or they expire. See the chart in section “Fund Portfolio” below for a description of the option contracts utilized by the Fund.

Standardized exchange-traded options include standardized terms. FLEX options are also exchange-traded, but they allow for customizable terms (e.g., the strike price can be negotiated). For more information on FLEX options, see “Additional Information about the Funds – Exchange Traded Options Portfolio.”

The Fund’s options contracts are based on the value of the Underlying Security, which gives the Fund the right or obligation to receive or deliver shares of the Underlying Security on the expiration date of the applicable option contract in exchange for the stated strike price, depending on whether the option contract is a call option or a put option, and whether the Fund purchases or sells the option contract.

Synthetic Covered Call Strategy

In seeking to achieve its investment objective, the Fund may implement a “*synthetic* covered call” strategy using the standardized exchange-traded and FLEX options described above.

- A *traditional* covered call strategy is an investment strategy where an investor (the Fund) sells a call option on an underlying security it owns.
- A *synthetic* covered call strategy is similar to a traditional covered call strategy in that the investor sells a call option that is based on the value of the underlying security. However, in a synthetic covered call strategy, the investor (the Fund) does not own the underlying security, but rather seeks to *synthetically* replicate 100% of the price movements of the underlying security through the use of various investment instruments.

The Fund’s synthetic covered call strategies consists of the following three elements, each of which is described in greater detail farther below:

- Synthetic long exposure to the Underlying Security, which allows the Fund to seek to participate in the changes, up or down, in the price of shares of the Underlying Security.

- Covered call writing (where the Underlying Security’s call options are sold against the synthetic long portion of the strategy), which allows the Fund to generate income.
- U.S. Treasuries, which are used for collateral for the options, and which also generate income.

1. Synthetic Long Exposure

To achieve a synthetic long exposure to the Underlying Security, the Fund will buy the Underlying Security’s call options and, simultaneously, sell the Underlying Security’s put options to try to replicate the price movements of the Underlying Security. The call options purchased by the Fund and the put options sold by the Fund will generally have one-month to six-month terms and strike prices that are approximately equal to the then-current share price of the Underlying Security at the time the contracts are purchased and sold, respectively. The combination of the long call options and sold put options provides the Fund with indirect investment exposure equal to approximately 100% of the Underlying Security for the duration of the applicable options exposure.

2. Covered Call Strategies

Covered Call Strategy

As part of its strategy, the Fund will write (sell) call option contracts on the Underlying Security to generate income. Since the Fund does not directly own the Underlying Security, these written call options will be sold short (i.e., selling a position it does not currently own). The Fund will seek to participate in the share price appreciation of the Underlying Security, if any. However, due to the nature of covered call strategies, the Fund’s participation may be subject to a cap (as described below). In this strategy, the call options written (sold) by the Fund will generally have 1- month or less expiration dates (the “Call Period”) and generally have a strike price that is approximately 0%-15% above the then-current share price of the Underlying Security.

It is important to note that the sale of the Underlying Security call option contracts will limit the Fund’s participation in the appreciation in the Underlying Security’s stock price. If the stock price of the Underlying Security increases, the above-referenced synthetic long exposure alone would allow the Fund to experience similar percentage gains. However, if the Underlying Security’s stock price appreciates beyond the strike price of one or more of the sold (short) call option contracts, the Fund will lose money on those short call positions, and the losses will, in turn, limit the upside return of the Fund’s synthetic long exposure. As a result, the Fund’s overall strategy (i.e., the combination of the synthetic long exposure to the Underlying Security and the sold (short) the Underlying Security call positions) will limit the Fund’s participation in gains in the Underlying Security’s stock price beyond a certain point.

Covered Call Spread Strategy

The Adviser will employ the Covered Call Spread Strategy when it believes it is a better strategy for the Fund as compared to the Covered Call Strategy. The Fund may write (sell) credit call spreads (described below) rather than stand-alone call option contracts to seek greater participation in the potential appreciation of its Underlying Security’s share price, while still generating net premium income. The Adviser will primarily employ this covered call spread strategy when it believes that the share price of its Underlying Security is likely to rise significantly in the short term (e.g., following a substantial selloff or overall positive market news). Additionally, the Adviser may use this strategy in other scenarios (e.g., if the market is undervaluing further out-of-the-money options relative to near-the-money options), where it believes the use of credit call spreads may prove more advantageous to the Fund’s total return than the covered call strategy.

A credit call spread involves selling a call option while simultaneously buying a call option with a higher strike price, both with the same expiration date. By writing credit call spreads, the Fund can potentially offset losses incurred from its short call positions if the Underlying Security’s share price rises above the strike price.

3. U.S. Treasuries

The Fund will hold short-term U.S. Treasury securities as collateral in connection with the Fund’s synthetic covered call strategy.

The Fund intends to continuously maintain indirect exposure to the Underlying Security through the use of options contracts. As the options contracts it holds are exercised or expire it may enter into new options contracts, a practice referred to as “rolling.” The Fund’s practice of rolling options may result in high portfolio turnover.

Fund’s Monthly Distributions

The Fund will seek to provide monthly income in the form of cash distributions. The Fund will seek to generate such income in the following ways:

- Writing (selling) call option contracts on its Underlying Security as described above. The income comes mainly from the option premiums received from these option sales. A premium, in this context, refers to the price the option buyer pays to the option seller (the Fund) for the rights granted by the option. The amount of these premiums is largely affected by the fluctuations in the Underlying Security’s stock prices. However, other elements like interest rates can also influence the income level.
- Investing in short-term U.S. Treasury securities. The income generated by these securities will be influenced by interest rates at the time of investment.
- In addition to the income-seeking methodologies stated in the Prospectus, the Fund’s use of the Synthetic Covered Call Spread Strategy may occasionally allow it to capture a substantial portion of any significant increase in the price of its Underlying Security. When this happens, the Fund could receive profits exceeding the initial cost of the call options, and the Fund’s distributions may include some of those profits.

Fund’s Return Profile vs its Underlying Security

For the reasons stated above, the Fund’s performance will differ from that of the Underlying Security’s stock price. The performance differences will depend on, among other things, the price of the Underlying Security, changes in the value of the the Underlying Security options contracts the Fund holds, and changes in the value of the U.S. Treasuries.

Fund Portfolio

Principal Holdings		
Portfolio Holdings (All options are based on the value of the Underlying Security)	Investment Terms	Expected Target Maturity
Purchased call option contracts	<p>“at-the-money” (<i>i.e.</i>, the strike price is equal to the then-current share price of the Underlying Security at the time of purchase) to provide indirect exposure to positive price returns of the Underlying Security.</p> <p>If the Underlying Security share price increases, these options will generate corresponding increases to the Fund.</p>	1-month to 6-month expiration dates
Sold put option contracts	<p>“at-the-money” (<i>i.e.</i>, the strike price is equal to the then-current share price of the Underlying Security at the time of sale).</p> <p>They are sold to help pay for the purchased call options described above.</p> <p>However, the sold put option contracts provide exposure to the full extent of any share price losses experienced by the Underlying Security.</p>	1-month to 6-month expiration dates
Sold (short) call option contracts (<i>Covered Call Strategy</i>)	<p>The strike price is approximately 0%-15% more than the then-current share price of the Underlying Security at the time of sale.</p> <p>They generate current income. However, they also limit some potential positive returns that the Fund may have otherwise experienced from gains in the Underlying Security’s share price.</p>	1-month or less expiration dates
Sold (short) call option contracts (<i>Covered Call Spread Strategy</i>)	<p>The strike price is approximately 0%-15% more than the then-current share price of the Fund’s Underlying Security at the time of sale.</p> <p>Sold call option contracts provide inverse exposure to the full extent of any increases in the value experienced by the Fund’s Underlying Security, minus the premium received.</p>	1-month or less expiration dates
Purchased call option contracts (<i>Covered Call Spread Strategy</i>)	<p>“out-of-the-money” (<i>i.e.</i>, the strike price is above the strike price of the corresponding Covered Call Spread Strategy sold call).</p> <p>Bought call option contracts provide exposure to the full extent of any increases in the value experienced by the Fund’s Underlying Security above the option’s strike price.</p>	1-month or less expiration dates
U.S Treasury Securities and Cash	Multiple series of U.S. Treasury Bills supported by the full faith and credit of the U.S. government.	6-month to 2-year maturities

	<p>These instruments are used as collateral for the Fund’s derivative investments.</p> <p>They will also generate income.</p>	
--	---	--

The market value of the cash and treasuries held by the Fund is expected to be between 50% and 100% of the Fund’s net assets and the market value of the options package is expected to be between 0% and 50% of the Fund’s net assets. In terms of notional value, the combination of these investment instruments provides indirect investment exposure to AMD equal to at least 100% of the Fund’s total assets.

Under normal circumstances, the Fund will invest at least 80% of its net assets, plus borrowings for investment purposes, in securities and financial instruments that provide indirect exposure to AMD.

The Fund is classified as “non-diversified” under the 1940 Act.

There is no guarantee that the Fund’s investment strategy will be properly implemented, and an investor may lose some or all of its investment.

Advanced Micro Devices, Inc. (“AMD”)

AMD is a global semiconductor company. Semiconductors are components used in a variety of electronic products and systems. AMD is listed on The NASDAQ Global Select Market. Per AMD’s most recent Form 10-K filing, the aggregate market value of AMD’s common stock, as of the most recent available data at time of drafting this prospectus (June 28, 2024), held by its non-affiliates was approximately \$261.4 billion.

AMD is registered under the Securities Exchange Act of 1934, as amended (the “Exchange Act”). Information provided to or filed with the SEC by AMD pursuant to the Exchange Act can be located by reference to the SEC file number 001-07882 through the SEC’s website at www.sec.gov. In addition, information regarding AMD may be obtained from other sources including, but not limited to, press releases, newspaper articles and other publicly disseminated documents.

This document relates only to the securities offered hereby and does not relate to AMD or other securities of AMD. The Fund has derived all disclosures contained in this document regarding AMD from the publicly available documents. None of the Fund, the Trust, the Adviser, or their respective affiliates has participated in the preparation of such publicly available offering documents or made any due diligence inquiry regarding such documents with respect to AMD. None of the Fund, the Trust, the Adviser, or their respective affiliates makes any representation that such publicly available documents or any other publicly available information regarding AMD is accurate or complete. Furthermore, the Fund cannot give any assurance that all events occurring prior to the date hereof (including events that would affect the accuracy or completeness of the publicly available documents described above) that would affect the trading price of AMD (and therefore the price of AMD at the time we price the securities) have been publicly disclosed. Subsequent disclosure of any such events or the disclosure of or failure to disclose material future events concerning AMD could affect the value received with respect to the securities and therefore the value of the securities.

None of the Fund, the Trust, the Adviser, or their respective affiliates makes any representation to you as to the performance of AMD.

THE FUND, TRUST AND ADVISER ARE NOT AFFILIATED WITH AMD.

Due to the Fund’s investment strategy, the Fund’s investment exposure is concentrated in (or substantially exposed to) the same industry as that assigned to AMD. As of the date of the Prospectus, AMD is assigned to the semiconductors and semiconductor equipment industry.

Principal Investment Risks

The principal risks of investing in the Fund are summarized below. As with any investment, there is a risk that you could lose all or a portion of your investment in the Fund. Some or all of these risks may adversely affect the Fund’s net asset value (“NAV”) per share, trading price, yield, total return, and/or ability to meet its objective. For more information about the risks of investing in the Fund, see the section in the Fund’s Prospectus titled “Additional Information About the Funds—Principal Risks of Investing in the Funds.”

An investment in the Fund entails risk. The Fund may not achieve its investment objective and there is a risk that you could lose all of your money invested in the Fund. The Fund is not a complete investment program. It is important that investors closely review all of the risks listed below and understand them before making an investment in the Fund.

Each risk summarized below is considered a “principal risk” of investing in the Fund, regardless of the order in which they appear.

AMD Risk. The Fund invests in options contracts that are based on the value of AMD. This subjects the Fund to certain of the same risks as if it owned shares of AMD, even though it does not. By virtue of the Fund's investments in options contracts that are based on the value of AMD, the Fund may also be subject to the following risks:

Indirect Investment in AMD Risk. AMD is not affiliated with the Trust, the Fund, the Adviser or their respective affiliates and is not involved with this offering in any way and has no obligation to consider your Shares in taking any corporate actions that might affect the value of Shares. Investors in the Fund will not have voting rights and will not be able to influence the management of AMD but will be exposed to the performance of AMD (the underlying stock). Investors in the Fund will not have rights to receive dividends or other distributions or any other rights with respect to the underlying stock but will be subject to declines in the performance of the underlying stock.

AMD Trading Risk. The trading price of AMD may be highly volatile and could continue to be subject to wide fluctuations in response to various factors. The stock market in general, and the market for technology companies in particular, has experienced extreme price and volume fluctuations that have often been unrelated or disproportionate to the operating performance of those companies. In particular, a large proportion of AMD may be traded by short sellers which may put pressure on the supply and demand for the common stock of AMD, further influencing volatility in its market price. Public perception and other factors outside of the control of AMD may additionally impact AMD's stock price due to AMD garnering a disproportionate degree of public attention, regardless of actual operating performance. In addition, in the past, following periods of volatility in the overall market and the market price of a particular company's securities, securities class action litigation has often been instituted against companies such as these. Moreover, stockholder litigation like this has been filed against AMD in the past. While AMD continues to defend such actions, any judgment against AMD, or any future stockholder litigation could result in substantial costs and a diversion of the management of AMD's attention and resources. If AMD trading is halted, trading in Shares of the AMD Fund may be impacted, either temporarily or indefinitely.

AMD Performance Risk. AMD may fail to meet its publicly announced guidelines or other expectations about its business, which could cause the price of AMD to decline. AMD provides guidance regarding its expected financial and business performance, such as projections regarding sales and production, as well as anticipated future revenues, gross margins, profitability and cash flows. Correctly identifying key factors affecting business conditions and predicting future events is inherently an uncertain process, and the guidance AMD provides may not ultimately be accurate and has in the past been inaccurate in certain respects, such as the timing of new product manufacturing ramps. The guidance is based on certain assumptions such as those relating to global and local economic conditions, anticipated production and sales volumes (which generally are not linear throughout a given period), average sales prices, supplier and commodity costs, and planned cost reductions. If AMD's guidance is not accurate or varies from actual results due to its inability to meet the assumptions or the impact on its financial performance that could occur as a result of various risks and uncertainties, the market value of common stock issued by AMD could decline significantly.

Semiconductor Company Risk. Competitive pressures may have a significant effect on the financial condition of semiconductor companies and, as product cycles shorten and manufacturing capacity increases, these companies may become increasingly subject to aggressive pricing, which hampers profitability. Reduced demand for end-user products, under-utilization of manufacturing capacity, and other factors could adversely impact the operating results of companies in the semiconductor sector. Semiconductor companies typically face high capital costs and may be heavily dependent on intellectual property rights. The semiconductor sector is highly cyclical, which may cause the operating results of many semiconductor companies to vary significantly. The stock prices of companies in the semiconductor sector have been and likely will continue to be extremely volatile.

Derivatives Risk. Derivatives are financial instruments that derive value from the underlying reference asset or assets, such as stocks, bonds, or funds (including ETFs), interest rates or indexes. The Fund's investments in derivatives may pose risks in addition to, and greater than, those associated with directly investing in securities or other ordinary investments, including risk related to the market, imperfect correlation with underlying investments or the Fund's other portfolio holdings, higher price volatility, lack of availability, counterparty risk, liquidity, valuation and legal restrictions. The use of derivatives is a highly specialized activity that involves investment techniques and risks different from those associated with ordinary portfolio securities transactions. The use of derivatives may result in larger losses or smaller gains than directly investing in securities. When the Fund uses derivatives, there may be an imperfect correlation between the value of AMD and the derivative, which may prevent the Fund from achieving its investment objective. Because derivatives often require only a limited initial investment, the use of derivatives may expose the Fund to losses in excess of those amounts initially invested. In addition, the Fund's investments in derivatives are subject to the following risks:

Options Contracts. The use of options contracts involves investment strategies and risks different from those associated with ordinary portfolio securities transactions. The prices of options are volatile and are influenced by, among other things, actual and anticipated changes in the value of the underlying instrument, including the anticipated volatility, which are affected by fiscal and monetary policies and by national and international political, changes in the actual or implied volatility or the reference asset, the time remaining until the expiration of the option contract and economic events. For the Fund in particular, the value of the options contracts in which it invests are substantially influenced by the value of AMD. The Fund may

experience substantial downside from specific option positions and certain option positions held by the Fund may expire worthless. The options held by the Fund are exercisable at the strike price on their expiration date. As an option approaches its expiration date, its value typically increasingly moves with the value of the underlying instrument. However, prior to such date, the value of an option generally does not increase or decrease at the same rate as the underlying instrument. There may at times be an imperfect correlation between the movement in the values of options contracts and the underlying instrument, and there may at times not be a liquid secondary market for certain options contracts. The value of the options held by the Fund will be determined based on market quotations or other recognized pricing methods. Additionally, as the Fund intends to continuously maintain indirect exposure to AMD through the use of options contracts, as the options contracts it holds are exercised or expire it will enter into new options contracts, a practice referred to as “rolling.” If the expiring options contracts do not generate proceeds enough to cover the cost of entering into new options contracts, the Fund may experience losses.

Counterparty Risk. The Fund is subject to counterparty risk by virtue of its investments in options contracts. Transactions in some types of derivatives, including options, are required to be centrally cleared (“cleared derivatives”). In a transaction involving cleared derivatives, the Fund’s counterparty is a clearing house rather than a bank or broker. Since the Fund is not a member of clearing houses and only members of a clearing house (“clearing members”) can participate directly in the clearing house, the Fund will hold cleared derivatives through accounts at clearing members. In cleared derivatives positions, the Fund will make payments (including margin payments) to and receive payments from a clearing house through their accounts at clearing members. Customer funds held at a clearing organization in connection with any options contracts are held in a commingled omnibus account and are not identified to the name of the clearing member’s individual customers. As a result, assets deposited by the Fund with any clearing member as margin for options may, in certain circumstances, be used to satisfy losses of other clients of the Fund’s clearing member. In addition, although clearing members guarantee performance of their clients’ obligations to the clearing house, there is a risk that the assets of the Fund might not be fully protected in the event of the clearing member’s bankruptcy, as the Fund would be limited to recovering only a pro rata share of all available funds segregated on behalf of the clearing member’s customers for the relevant account class. The Fund is also subject to the risk that a limited number of clearing members are willing to transact on the Fund’s behalf, which heightens the risks associated with a clearing member’s default. This risk is greater for the Fund as it seeks to hold options contracts on a single security, and not a broader range of options contracts, which may limit the number of clearing members that are willing to transact on the Fund’s behalf. If a clearing member defaults the Fund could lose some or all of the benefits of a transaction entered into by the Fund with the clearing member. If the Fund cannot find a clearing member to transact with on the Fund’s behalf, the Fund may be unable to effectively implement its investment strategy.

Price Participation Risk. The Fund employs an investment strategy that includes the sale of call option contracts, which limits the degree to which the Fund will participate in increases in value experienced by AMD over the Call Period. This means that if AMD experiences an increase in value above the strike price of the sold call options during a Call Period, the Fund will likely not experience that increase to the same extent and may significantly underperform AMD over the Call Period. Additionally, because the Fund is limited in the degree to which it will participate in increases in value experienced by AMD over each Call Period, but has full exposure to any decreases in value experienced by AMD over the Call Period, the NAV of the Fund may decrease over any given time period. The Fund’s NAV is dependent on the value of each options portfolio, which is based principally upon the performance of AMD. The degree of participation in AMD gains the Fund will experience will depend on prevailing market conditions, especially market volatility, at the time the Fund enters into the sold call option contracts and will vary from Call Period to Call Period. The value of the options contracts is affected by changes in the value and dividend rates of AMD, changes in interest rates, changes in the actual or perceived volatility of AMD and the remaining time to the options’ expiration, as well as trading conditions in the options market. As the price of AMD changes and time moves towards the expiration of each Call Period, the value of the options contracts, and therefore the Fund’s NAV, will change. However, it is not expected for the Fund’s NAV to directly correlate on a day-to-day basis with the returns of AMD. The amount of time remaining until the options contract’s expiration date affects the impact of the potential options contract income on the Fund’s NAV, which may not be in full effect until the expiration date of the Fund’s options contracts. Therefore, while changes in the price of the AMD will result in changes to the Fund’s NAV, the Fund generally anticipates that the rate of change in the Fund’s NAV will be different than that experienced by AMD.

Distribution Risk. As part of the Fund’s investment objective, the Fund seeks to provide current monthly income. There is no assurance that the Fund will make a distribution in any given month. If the Fund does make distributions, the amounts of such distributions will likely vary greatly from one distribution to the next. Additionally, the monthly distributions, if any, may consist of returns of capital, which would decrease the Fund’s NAV and trading price over time. As a result, an investor may suffer significant losses to their investment. In addition, the underlying stock may pay dividends, the Fund’s returns will not include any dividends paid by the underlying stock, and any income generated by the Fund may be less than the income generated by a direct investment in the underlying stock.

NAV Erosion Risk Due to Distributions. When the Fund makes a distribution, the Fund’s NAV will typically drop by the amount of the distribution on the related ex-dividend date. The repeated payment of distributions by the Fund, if any, may significantly erode the Fund’s NAV and trading price over time. As a result, an investor may suffer significant losses to their investment.

Call Strategy Risks. The path dependency (i.e., the continued use) of the Fund’s call writing strategy will impact the extent that the Fund participates in the positive price returns of AMD and, in turn, the Fund’s returns, both during the term of the sold call options and

over longer time periods. If, for example, each month the Fund were to sell 7% out-of-the-money call options having a one-month term, the Fund's participation in the positive price returns of AMD will be capped at 7% in any given month. However, over a longer period (e.g., 5 months), the Fund should not be expected to participate fully in the first 35% (i.e., 5 months x 7%) of the positive price returns of AMD, or the Fund may even lose money, even if the AMD share price has appreciated by at least that much over such period, if during any month over that period AMD had a return less than 7%. This example illustrates that both the Fund's participation in the positive price returns of AMD and its returns will depend not only on the price of AMD but also on the path that AMD takes over time.

Additionally, when implementing the Covered Call Spread Strategy, the use of credit call spreads introduces further complexities and risks. While purchasing a higher-strike call option limits potential losses from the short call position, it also reduces the net premium received, which may result in lower overall returns compared to a stand-alone covered call strategy. If the price of the Underlying Security rises rapidly, the call spread may still cap upside participation, leading to missed profit opportunities. Furthermore, market conditions, such as mispricing between near-the-money and further out-of-the-money options, may impact the effectiveness of the strategy, potentially resulting in lower-than-expected returns or increased losses. The relative pricing of options at different strike levels can vary due to volatility shifts, liquidity constraints, or other market dynamics, adding an additional layer of uncertainty to the Fund's performance under this strategy.

ETF Risks.

Authorized Participants, Market Makers, and Liquidity Providers Concentration Risk. The Fund has a limited number of financial institutions that are authorized to purchase and redeem Shares directly from the Fund (known as "Authorized Participants" or "APs"). In addition, there may be a limited number of market makers and/or liquidity providers in the marketplace. To the extent either of the following events occur, Shares may trade at a material discount to NAV and possibly face delisting: (i) APs exit the business or otherwise become unable to process creation and/or redemption orders and no other APs step forward to perform these services; or (ii) market makers and/or liquidity providers exit the business or significantly reduce their business activities and no other entities step forward to perform their functions.

Cash Redemption Risk. The Fund's investment strategy may require it to redeem Shares for cash or to otherwise include cash as part of its redemption proceeds. For example, the Fund may not be able to redeem in-kind certain securities held by the Fund (e.g., derivative instruments). In such a case, the Fund may be required to sell or unwind portfolio investments to obtain the cash needed to distribute redemption proceeds. This may cause the Fund to recognize a capital gain that it might not have recognized if it had made a redemption in-kind. As a result, the Fund may pay out higher annual capital gain distributions than if the in-kind redemption process was used. By paying out higher annual capital gain distributions, investors may be subjected to increased capital gains taxes. Additionally, there may be brokerage costs or taxable gains or losses that may be imposed on the Fund in connection with a cash redemption that may not have occurred if the Fund had made a redemption in-kind. These costs could decrease the value of the Fund to the extent they are not offset by a transaction fee payable by an AP.

Costs of Buying or Selling Shares. Due to the costs of buying or selling Shares, including brokerage commissions imposed by brokers and bid-ask spreads, frequent trading of Shares may significantly reduce investment results and an investment in Shares may not be advisable for investors who anticipate regularly making small investments.

Management Risk. The Fund is subject to management risk because it is an actively managed portfolio. In managing the Fund's investment portfolio, the portfolio managers will apply investment techniques and risk analyses that may not produce the desired result. There can be no guarantee that the Fund will meet its investment objective.

Shares May Trade at Prices Other Than NAV. As with all ETFs, Shares may be bought and sold in the secondary market at market prices. Although it is expected that the market price of Shares will approximate the Fund's NAV, there may be times when the market price of Shares is more than the NAV intra-day (premium) or less than the NAV intra-day (discount) due to supply and demand of Shares or during periods of market volatility. This risk is heightened in times of market volatility, periods of steep market declines, and periods when there is limited trading activity for Shares in the secondary market, in which case such premiums or discounts may be significant.

Trading. Although Shares are listed on a national securities exchange, such as NYSE Arca, Inc. (the "Exchange"), and may be traded on U.S. exchanges other than the Exchange, there can be no assurance that an active trading market for the Shares will develop or be maintained or that the Shares will trade with any volume, or at all, on any stock exchange. This risk may be greater for the Fund as it seeks to have indirect exposure to a single underlying stock as opposed to a more diverse portfolio like a traditional pooled investment. In stressed market conditions, the liquidity of Shares may begin to mirror the liquidity of the Fund's underlying portfolio holdings, which can be significantly less liquid than Shares. Shares trade on the Exchange at a market price that may be below, at or above the Fund's NAV. Trading in Shares on the Exchange may be halted due to market conditions or for reasons that, in the view of the Exchange, make trading in Shares inadvisable. In addition, trading in Shares on the Exchange is subject to trading halts caused by extraordinary market volatility pursuant to the Exchange "circuit breaker" rules. There can be no assurance that the requirements of the Exchange necessary to maintain the listing of the Fund will continue to be met or will remain unchanged. In the event of an unscheduled market close for options contracts that reference

a single stock, such as AMD's securities being halted or a market wide closure, settlement prices will be determined by the procedures of the listing exchange of the options contracts. As a result, the Fund could be adversely affected and be unable to implement its investment strategies in the event of an unscheduled closing.

High Portfolio Turnover Risk. The Fund may actively and frequently trade all or a significant portion of the Fund's holdings. A high portfolio turnover rate increases transaction costs, which may increase the Fund's expenses. Frequent trading may also cause adverse tax consequences for investors in the Fund due to an increase in short-term capital gains.

Inflation Risk. Inflation risk is the risk that the value of assets or income from investments will be less in the future as inflation decreases the value of money. As inflation increases, the present value of the Fund's assets and distributions, if any, may decline.

Liquidity Risk. Some securities held by the Fund, including options contracts, may be difficult to sell or be illiquid, particularly during times of market turmoil. This risk is greater for the Fund as it will hold options contracts on a single security, and not a broader range of options contracts. Markets for securities or financial instruments could be disrupted by a number of events, including, but not limited to, an economic crisis, natural disasters, epidemics/pandemics, new legislation or regulatory changes inside or outside the United States. Illiquid securities may be difficult to value, especially in changing or volatile markets. If the Fund is forced to sell an illiquid security at an unfavorable time or price, the Fund may be adversely impacted. Certain market conditions or restrictions, such as market rules related to short sales, may prevent the Fund from limiting losses, realizing gains or achieving a high correlation with AMD. There is no assurance that a security that is deemed liquid when purchased will continue to be liquid. Market illiquidity may cause losses for the Fund.

Market Events Risk. The Fund's investments are subject to changes in general economic conditions, general market fluctuations and the risks inherent in investment in securities and other financial instruments. Investment markets can be volatile and prices of investments can change substantially due to various factors including, but not limited to, economic growth or recession, changes in interest rates, inflation, changes in the actual or perceived creditworthiness of issuers, and general market liquidity. The Fund is subject to the risk that geopolitical events will disrupt securities and other financial markets and adversely affect global economies and markets. Local, regional or global events such as war, military conflicts, acts of terrorism, natural disasters, the spread of infectious illness or other public health issues, or other events could have a significant impact on the Fund and its investments. Continuing uncertainties regarding interest rates, rising inflation, political events, rising government debt in the U.S. and trade tensions also contribute to market volatility. Conflict, loss of life and disaster connected to ongoing armed conflict between Ukraine and Russia in Europe and between Israel and Hamas in the Middle East could have severe adverse effects on the related region, including significant adverse effects on the regional or global economies and the markets for certain securities. The U.S. and the European Union have imposed sanctions on certain Russian individuals and companies, including certain financial institutions, and have limited certain exports and imports to and from Russia. These conflicts have contributed to recent market volatility and may continue to do so.

Money Market Instrument Risk. The Fund may use a variety of money market instruments for cash management purposes, including money market funds, depositary accounts and repurchase agreements. Repurchase agreements are contracts in which a seller of securities agrees to buy the securities back at a specified time and price. Repurchase agreements may be subject to market and credit risk related to the collateral securing the repurchase agreement. Money market instruments, including money market funds, may lose money through fees or other means.

Newer Fund Risk. The Fund is a recently organized management investment company with limited operating history. As a result, prospective investors have a limited track record or history on which to base their investment decisions. There can be no assurance that the Fund will maintain an economically viable size.

Non-Diversification Risk. Because the Fund is "non-diversified," it may invest a greater percentage of its assets in the securities of a single issuer or a smaller number of issuers than if it was a diversified fund. As a result, a decline in the value of an investment in a single issuer or a smaller number of issuers could cause the Fund's overall value to decline to a greater degree than if the Fund held a more diversified portfolio. This may increase the Fund's volatility and cause the performance of a relatively smaller number of issuers to have a greater impact on the Fund's performance.

Operational Risk. The Fund is subject to risks arising from various operational factors, including, but not limited to, human error, processing and communication errors, errors of the Fund's service providers, counterparties or other third-parties, failed or inadequate processes and technology or systems failures. The Fund relies on third-parties for a range of services, including custody. Any delay or failure relating to engaging or maintaining such service providers may affect the Fund's ability to meet its investment objective. Although the Fund, and Adviser seek to reduce these operational risks through controls and procedures, there is no way to completely protect against such risks.

Single Issuer Risk. Issuer-specific attributes may cause an investment in the Fund to be more volatile than a traditional pooled investment which diversifies risk or the market generally. The value of the Fund, which focuses on an individual security (AMD), may be more volatile than a traditional pooled investment or the market as a whole and may perform differently from the value of a traditional pooled investment or the market as a whole.

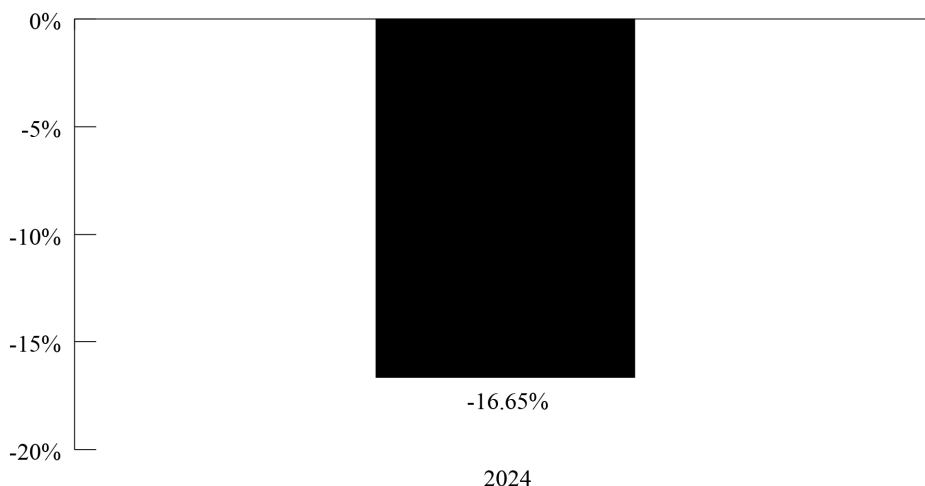
Tax Risk. The Fund intends to elect and to qualify each year to be treated as a RIC under Subchapter M of the Code. As a RIC, the Fund will not be subject to U.S. federal income tax on the portion of its net investment income and net capital gain that it distributes to Shareholders, provided that it satisfies certain requirements of the Code. If the Fund does not qualify as a RIC for any taxable year and certain relief provisions are not available, the Fund’s taxable income will be subject to tax at the Fund level and to a further tax at the shareholder level when such income is distributed. To comply with the asset diversification test applicable to a RIC, the Fund will attempt to ensure that the value of options it holds is never 25% of the total value of Fund assets at the close of any quarter. If the Fund’s investments in options were to exceed 25% of the Fund’s total assets at the end of a tax quarter, the Fund, generally, has a grace period to cure such lack of compliance. If the Fund fails to timely cure, it may no longer be eligible to be treated as a RIC.

U.S. Government and U.S. Agency Obligations Risk. The Fund may invest in securities issued by the U.S. government or its agencies or instrumentalities. U.S. Government obligations include securities issued or guaranteed as to principal and interest by the U.S. Government, its agencies or instrumentalities, such as the U.S. Treasury. Payment of principal and interest on U.S. Government obligations may be backed by the full faith and credit of the United States or may be backed solely by the issuing or guaranteeing agency or instrumentality itself. In the latter case, the investor must look principally to the agency or instrumentality issuing or guaranteeing the obligation for ultimate repayment, which agency or instrumentality may be privately owned. There can be no assurance that the U.S. Government would provide financial support to its agencies or instrumentalities (including government-sponsored enterprises) where it is not obligated to do so.

Performance

The following performance information provides some indication of the risks of investing in the Fund by showing changes in the Fund’s performance over time. The following bar chart shows the Fund’s annual returns. The table illustrates how the Fund’s average annual returns for the 1-year and since inception periods compare with those of a broad measure of market performance. Although past performance of the Fund is no guarantee of how it will perform in the future, historical performance may give you some indication of the risks of investing in the Fund. Updated performance information will be available on the Fund’s website at www.yieldmaxetfs.com.

Calendar Year Ended December 31,



During the period of time shown in the bar chart, the Fund’s highest quarterly return was 8.33% for the quarter ended March 31, 2024 and the lowest quarterly return was -19.30% for the quarter ended December 31, 2024.

Average Annual Total Returns

For the Periods Ended December 31, 2024

	1 Year	Since Inception September 18, 2023
Return Before Taxes	-16.65%	3.72%
Return After Taxes on Distributions	-22.63%	-4.42%
Return After Taxes on Distributions and Sale of Fund Shares	-9.34%	1.68%
S&P 500® Total Return Index (reflects no deduction for fees, expenses, or taxes) ⁽¹⁾	25.02%	25.94%

⁽¹⁾ The S&P 500® Total Return Index is a free-float market capitalization-weighted index of 500 of the largest U.S. companies. The index is calculated on a total return basis with dividends reinvested.

After-tax returns are calculated using the historical highest individual federal marginal income tax rates during the period covered by the table above and do not reflect the impact of state and local taxes. Actual after-tax returns depend on an investor's tax situation and may differ from those shown. After-tax returns shown are not relevant to investors who hold their Shares through tax-deferred or other tax-advantaged arrangements such as an individual retirement account ("IRA").

Management

Investment Adviser: Tidal Investments LLC (the "Adviser") serves as investment adviser to the Fund.

Portfolio Managers:

The following individuals are jointly and primarily responsible for the day-to-day management of the Fund.

Jay Pestrighelli, Portfolio Manager for the Adviser, has been a portfolio manager of the Fund since its inception in 2023.

Qiao Duan, CFA, Portfolio Manager for the Adviser, has been a portfolio manager of the Fund since its inception in 2023.

Charles A. Ragauss, CFA, Portfolio Manager for the Adviser, has been a portfolio manager of the Fund since its inception in 2023.

CFA[®] is a registered trademark owned by the CFA Institute.

Purchase and Sale of Shares

The Fund issues and redeems Shares at NAV only in large blocks known as "Creation Units," which only Authorized Participants (APs) (typically, broker-dealers) may purchase or redeem. The Fund generally issues and redeems Creation Units in exchange for a portfolio of securities (the "Deposit Securities") and/or a designated amount of U.S. cash.

Shares are listed on a national securities exchange, such as the Exchange, and individual Shares may only be bought and sold in the secondary market through brokers at market prices, rather than NAV. Because Shares trade at market prices rather than NAV, Shares may trade at a price greater than NAV (premium) or less than NAV (discount).

An investor may incur costs attributable to the difference between the highest price a buyer is willing to pay to purchase Shares (the "bid" price) and the lowest price a seller is willing to accept for Shares (the "ask" price) when buying or selling Shares in the secondary market. This difference in bid and ask prices is often referred to as the "bid-ask spread."

Information regarding the Fund's NAV, market price, how often Shares traded on the Exchange at a premium or discount, and bid-ask spreads can be found on the Fund's website at www.yieldmaxetfs.com.

Tax Information

Fund distributions are generally taxable as ordinary income, qualified dividend income, or capital gains (or a combination), unless an investment is in an individual retirement account ("IRA") or other tax-advantaged account. Distributions on investments made through tax-deferred arrangements may be taxed later upon withdrawal of assets from those accounts.

Financial Intermediary Compensation

If you purchase Shares through a broker-dealer or other financial intermediary (such as a bank) (an "Intermediary"), the Adviser or its affiliates may pay Intermediaries for certain activities related to the Fund, including participation in activities that are designed to make Intermediaries more knowledgeable about exchange-traded products, including the Fund, or for other activities, such as marketing, educational training, or other initiatives related to the sale or promotion of Shares. These payments may create a conflict of interest by influencing the Intermediary and your salesperson to recommend the Fund over another investment. Any such arrangements do not result in increased Fund expenses. Ask your salesperson or visit the Intermediary's website for more information.

YieldMax™ AMZN Option Income Strategy ETF - FUND SUMMARY

Investment Objective

The Fund's primary investment objective is to seek current income. The Fund's secondary investment objective is to seek exposure to the share price of the common stock of Amazon.com, Inc. ("AMZN" or "Underlying Security"), subject to a limit on potential investment gains.

Fees and Expenses of the Fund

This table describes the fees and expenses that you may pay if you buy, hold, and sell shares of the Fund ("Shares"). **You may pay other fees, such as brokerage commissions and other fees to financial intermediaries, which are not reflected in the table and Example below.**

Annual Fund Operating Expenses⁽¹⁾ (expenses that you pay each year as a percentage of the value of your investment)

Management Fee	0.99%
Distribution and Service (12b-1) Fees	None
Other Expenses (includes dividend, tax and broker expense)	0.18%
Total Annual Fund Operating Expenses	1.17%

- ⁽¹⁾ The Fund's investment adviser, Tidal Investments LLC (the "Adviser"), a Tidal Financial Group company, will pay, or require a sub-adviser to pay, all expenses incurred by the Fund (except for advisory fees and sub-advisory fees, as the case may be) excluding interest charges on any borrowings made for investment purposes, dividends and other expenses on securities sold short, taxes, brokerage commissions and other expenses incurred in placing orders for the purchase and sale of securities and other investment instruments, acquired fund fees and expenses, accrued deferred tax liability, distribution fees and expenses paid by the Fund under any distribution plan adopted pursuant to Rule 12b-1 under the Investment Company Act of 1940, as amended (the "1940 Act"), and litigation expenses and other non-routine or extraordinary expenses.

Expense Example

This Example is intended to help you compare the cost of investing in the Fund with the cost of investing in other funds. The Example assumes that you invest \$10,000 in the Fund for the time periods indicated and then redeem or hold all of your Shares at the end of those periods. The Example also assumes that your investment has a 5% return each year and that the Fund's operating expenses remain the same. The Example does not take into account brokerage commissions that you may pay on your purchases and sales of Shares. Although your actual costs may be higher or lower, based on these assumptions your costs would be:

1 Year	3 Years	5 Years	10 Years
\$119	\$372	\$644	\$1,420

Portfolio Turnover

The Fund pays transaction costs, such as commissions, when it buys and sells securities (or "turns over" its portfolio). A higher portfolio turnover rate may indicate higher transaction costs and may result in higher taxes when Shares are held in a taxable account. These costs, which are not reflected in total annual fund operating expenses or in the expense example above, affect the Fund's performance. During the most recent fiscal year, the Fund's portfolio turnover rate was 27% of the average value of its portfolio.

Principal Investment Strategies

The Fund is an actively managed exchange-traded fund ("ETF") that seeks current income while providing indirect exposure to the share price (*i.e.*, the price returns) of the common stock of Amazon.com, Inc. ("AMZN" or the "Underlying Security"), subject to a limit on potential investment gains. The Fund will employ its investment strategy as it relates to AMZN regardless of whether there are periods of adverse market, economic, or other conditions and will not take temporary defensive positions during such periods. As further described below, the Fund uses either a synthetic covered call strategy or a synthetic covered call spread strategy to provide income and indirect exposure to the share price returns of AMZN, subject to a limit on potential investment gains as a result of the nature of the options strategy it employs. That is, the Fund not only seeks to generate income from its options investments but also aims to derive gains when the value of AMZN increases. The Fund's options contracts provide:

- indirect exposure to the share price returns of AMZN,
- current income from the option premiums, and
- a limit on the Fund's participation in gains, if any, of the share price returns of AMZN.

For more information, see sections “The Fund’s Use of Underlying Security Option Contracts,” “Synthetic Covered Call Strategy” and “Synthetic Covered Call Spread Strategy” below.

Why invest in the Fund?

- The Fund seeks to generate monthly income, which is not dependent on the price appreciation of the Underlying Security.
- The Fund seeks to participate in a portion of the gains experienced by the Underlying Security.

That is, although the Fund may not fully participate in gains in the Underlying Security’s stock price, the Fund’s portfolio is designed to generate income.

An Investment in the Fund is not an investment in the Underlying Security.

- **The Fund’s strategy will capture only a portion of its potential gains if the Underlying Security’s stock price increase in value.**
- **The Fund’s strategy is subject to all potential losses if the Underlying Security’s stock price decrease in value, which may not be offset by income received by the Fund.**
- The Fund does not invest directly in the Underlying Security.
- Fund shareholders are not entitled to any Underlying Security dividends.

Additional information regarding the Underlying Security is also set forth below.

The Fund’s Use of Underlying Security Option Contracts

As part of the Fund’s synthetic covered call strategy and synthetic covered call spread strategy, the Fund will purchase and sell a combination of standardized exchange-traded and FLEXible EXchange® (“FLEX”) call and put option contracts that are based on the value of the price returns of the Underlying Security.

- In general, an option contract gives the purchaser of the option contract the right to purchase (for a call option) or sell (for a put option) the underlying asset (like shares of the Underlying Security) at a specified price (the “strike price”).
- If exercised, an option contract obligates the seller to deliver shares (for a sold or “short” call) or buy shares (for a sold or “short” put) of the underlying asset at a specified price (the “strike price”).
- Options contracts must be exercised or traded to close within a specified time frame, or they expire. See the chart in section “Fund Portfolio” below for a description of the option contracts utilized by the Fund.

Standardized exchange-traded options include standardized terms. FLEX options are also exchange-traded, but they allow for customizable terms (e.g., the strike price can be negotiated). For more information on FLEX options, see “Additional Information about the Funds – Exchange Traded Options Portfolio.”

The Fund’s options contracts are based on the value of the Underlying Security, which gives the Fund the right or obligation to receive or deliver shares of the Underlying Security on the expiration date of the applicable option contract in exchange for the stated strike price, depending on whether the option contract is a call option or a put option, and whether the Fund purchases or sells the option contract.

Synthetic Covered Call Strategy

In seeking to achieve its investment objective, the Fund may implement a “*synthetic* covered call” strategy using the standardized exchange-traded and FLEX options described above.

- A *traditional* covered call strategy is an investment strategy where an investor (the Fund) sells a call option on an underlying security it owns.
- A *synthetic* covered call strategy is similar to a traditional covered call strategy in that the investor sells a call option that is based on the value of the underlying security. However, in a synthetic covered call strategy, the investor (the Fund) does not own the underlying security, but rather seeks to *synthetically* replicate 100% of the price movements of the underlying security through the use of various investment instruments.

The Fund’s synthetic covered call strategies consists of the following three elements, each of which is described in greater detail farther below:

- Synthetic long exposure to the Underlying Security, which allows the Fund to seek to participate in the changes, up or down, in the price of shares of the Underlying Security.

- Covered call writing (where the Underlying Security’s call options are sold against the synthetic long portion of the strategy), which allows the Fund to generate income.
- U.S. Treasuries, which are used for collateral for the options, and which also generate income.

1. Synthetic Long Exposure

To achieve a synthetic long exposure to the Underlying Security, the Fund will buy the Underlying Security’s call options and, simultaneously, sell the Underlying Security’s put options to try to replicate the price movements of the Underlying Security. The call options purchased by the Fund and the put options sold by the Fund will generally have one-month to six-month terms and strike prices that are approximately equal to the then-current share price of the Underlying Security at the time the contracts are purchased and sold, respectively. The combination of the long call options and sold put options provides the Fund with indirect investment exposure equal to approximately 100% of the Underlying Security for the duration of the applicable options exposure.

2. Covered Call Strategies

Covered Call Strategy

As part of its strategy, the Fund will write (sell) call option contracts on the Underlying Security to generate income. Since the Fund does not directly own the Underlying Security, these written call options will be sold short (i.e., selling a position it does not currently own). The Fund will seek to participate in the share price appreciation of the Underlying Security, if any. However, due to the nature of covered call strategies, the Fund’s participation may be subject to a cap (as described below). In this strategy, the call options written (sold) by the Fund will generally have 1- month or less expiration dates (the “Call Period”) and generally have a strike price that is approximately 0%-15% above the then-current share price of the Underlying Security.

It is important to note that the sale of the Underlying Security call option contracts will limit the Fund’s participation in the appreciation in the Underlying Security’s stock price. If the stock price of the Underlying Security increases, the above-referenced synthetic long exposure alone would allow the Fund to experience similar percentage gains. However, if the Underlying Security’s stock price appreciates beyond the strike price of one or more of the sold (short) call option contracts, the Fund will lose money on those short call positions, and the losses will, in turn, limit the upside return of the Fund’s synthetic long exposure. As a result, the Fund’s overall strategy (i.e., the combination of the synthetic long exposure to the Underlying Security and the sold (short) the Underlying Security call positions) will limit the Fund’s participation in gains in the Underlying Security’s stock price beyond a certain point.

Covered Call Spread Strategy

The Adviser will employ the Covered Call Spread Strategy when it believes it is a better strategy for the Fund as compared to the Covered Call Strategy. The Fund may write (sell) credit call spreads (described below) rather than stand-alone call option contracts to seek greater participation in the potential appreciation of its Underlying Security’s share price, while still generating net premium income. The Adviser will primarily employ this covered call spread strategy when it believes that the share price of its Underlying Security is likely to rise significantly in the short term (e.g., following a substantial selloff or overall positive market news). Additionally, the Adviser may use this strategy in other scenarios (e.g., if the market is undervaluing further out-of-the-money options relative to near-the-money options), where it believes the use of credit call spreads may prove more advantageous to the Fund’s total return than the covered call strategy.

A credit call spread involves selling a call option while simultaneously buying a call option with a higher strike price, both with the same expiration date. By writing credit call spreads, the Fund can potentially offset losses incurred from its short call positions if the Underlying Security’s share price rises above the strike price.

3. U.S. Treasuries

The Fund will hold short-term U.S. Treasury securities as collateral in connection with the Fund’s synthetic covered call strategy.

The Fund intends to continuously maintain indirect exposure to the Underlying Security through the use of options contracts. As the options contracts it holds are exercised or expire it may enter into new options contracts, a practice referred to as “rolling.” The Fund’s practice of rolling options may result in high portfolio turnover.

Fund’s Monthly Distributions

The Fund will seek to provide monthly income in the form of cash distributions. The Fund will seek to generate such income in the following ways:

- Writing (selling) call option contracts on its Underlying Security as described above. The income comes mainly from the option premiums received from these option sales. A premium, in this context, refers to the price the option buyer pays to the option seller (the Fund) for the rights granted by the option. The amount of these premiums is largely affected by the fluctuations in the Underlying Security’s stock prices. However, other elements like interest rates can also influence the income level.
- Investing in short-term U.S. Treasury securities. The income generated by these securities will be influenced by interest rates at the time of investment.
- In addition to the income-seeking methodologies stated in the Prospectus, the Fund’s use of the Synthetic Covered Call Spread Strategy may occasionally allow it to capture a substantial portion of any significant increase in the price of its Underlying Security. When this happens, the Fund could receive profits exceeding the initial cost of the call options, and the Fund’s distributions may include some of those profits.

Fund’s Return Profile vs its Underlying Security

For the reasons stated above, the Fund’s performance will differ from that of the Underlying Security’s stock price. The performance differences will depend on, among other things, the price of the Underlying Security, changes in the value of the the Underlying Security options contracts the Fund holds, and changes in the value of the U.S. Treasuries.

Fund Portfolio

Principal Holdings		
Portfolio Holdings (All options are based on the value of the Underlying Security)	Investment Terms	Expected Target Maturity
Purchased call option contracts	<p>“at-the-money” (<i>i.e.</i>, the strike price is equal to the then-current share price of the Underlying Security at the time of purchase) to provide indirect exposure to positive price returns of the Underlying Security.</p> <p>If the Underlying Security share price increases, these options will generate corresponding increases to the Fund.</p>	1-month to 6-month expiration dates
Sold put option contracts	<p>“at-the-money” (<i>i.e.</i>, the strike price is equal to the then-current share price of the Underlying Security at the time of sale).</p> <p>They are sold to help pay for the purchased call options described above.</p> <p>However, the sold put option contracts provide exposure to the full extent of any share price losses experienced by the Underlying Security.</p>	1-month to 6-month expiration dates
Sold (short) call option contracts (<i>Covered Call Strategy</i>)	<p>The strike price is approximately 0%-15% more than the then-current share price of the Underlying Security at the time of sale.</p> <p>They generate current income. However, they also limit some potential positive returns that the Fund may have otherwise experienced from gains in the Underlying Security’s share price.</p>	1-month or less expiration dates
Sold (short) call option contracts (<i>Covered Call Spread Strategy</i>)	<p>The strike price is approximately 0%-15% more than the then-current share price of the Fund’s Underlying Security at the time of sale.</p> <p>Sold call option contracts provide inverse exposure to the full extent of any increases in the value experienced by the Fund’s Underlying Security, minus the premium received.</p>	1-month or less expiration dates
Purchased call option contracts (<i>Covered Call Spread Strategy</i>)	<p>“out-of-the-money” (<i>i.e.</i>, the strike price is above the strike price of the corresponding Covered Call Spread Strategy sold call).</p> <p>Bought call option contracts provide exposure to the full extent of any increases in the value experienced by the Fund’s Underlying Security above the option’s strike price.</p>	1-month or less expiration dates
U.S Treasury Securities and Cash	Multiple series of U.S. Treasury Bills supported by the full faith and credit of the U.S. government.	6-month to 2-year maturities

These instruments are used as collateral for the Fund's derivative investments.

They will also generate income.

The market value of the cash and treasuries held by the Fund is expected to be between 50% and 100% of the Fund's net assets and the market value of the options package is expected to be between 0% and 50% of the Fund's net assets. In terms of notional value, the combination of these investment instruments provides indirect investment exposure to AMZN equal to at least 100% of the Fund's total assets.

Under normal circumstances, the Fund will invest at least 80% of its net assets, plus borrowings for investment purposes, in securities and financial instruments that provide indirect exposure to AMZN.

The Fund is classified as "non-diversified" under the 1940 Act.

There is no guarantee that the Fund's investment strategy will be properly implemented, and an investor may lose some or all of its investment.

Amazon.com, Inc.

Amazon.com, Inc. is an e-commerce company that operates retail websites and offers programs that enable third parties to sell products on their websites. Amazon.com, Inc. is listed on Nasdaq. The aggregate market value of the voting stock held by non-affiliates of Amazon.com, Inc. as of the most recent available data at time of drafting this prospectus (June 30, 2024) was approximately \$1.8 trillion.

Amazon.com, Inc. is registered under the Securities Exchange Act of 1934, as amended (the "Exchange Act"). Information provided to or filed with the SEC by Amazon.com, Inc. pursuant to the Exchange Act can be located by reference to the SEC file number 000-22513 through the SEC's website at www.sec.gov. In addition, information regarding Amazon.com, Inc. may be obtained from other sources including, but not limited to, press releases, newspaper articles and other publicly disseminated documents.

This document relates only to the securities offered hereby and does not relate to AMZN or other securities of Amazon.com, Inc. The Fund has derived all disclosures contained in this document regarding Amazon.com, Inc. from the publicly available documents. None of the Fund, the Trust, the Adviser, or their respective affiliates has participated in the preparation of such publicly available offering documents or made any due diligence inquiry regarding such documents with respect to Amazon.com, Inc. None of the Fund, the Trust, the Adviser, or their respective affiliates makes any representation that such publicly available documents or any other publicly available information regarding Amazon.com, Inc. is accurate or complete. Furthermore, the Fund cannot give any assurance that all events occurring prior to the date hereof (including events that would affect the accuracy or completeness of the publicly available documents described above) that would affect the trading price of Amazon.com, Inc. (and therefore the price of Amazon.com, Inc. at the time we price the securities) have been publicly disclosed. Subsequent disclosure of any such events or the disclosure of or failure to disclose material future events concerning Amazon.com, Inc. could affect the value received with respect to the securities and therefore the value of the securities.

None of the Fund, the Trust, the Adviser, or their respective affiliates makes any representation to you as to the performance of AMZN.

THE FUND, TRUST AND ADVISER ARE NOT AFFILIATED WITH AMAZON.COM, INC.

Due to the Fund's investment strategy, the Fund's investment exposure is concentrated in (or substantially exposed to) the same industry as that assigned to AMZN. As of the date of the Prospectus, AMZN is assigned to the broadline retail industry.

Principal Investment Risks

The principal risks of investing in the Fund are summarized below. As with any investment, there is a risk that you could lose all or a portion of your investment in the Fund. Some or all of these risks may adversely affect the Fund's net asset value ("NAV") per share, trading price, yield, total return, and/or ability to meet its objective. For more information about the risks of investing in the Fund, see the section in the Fund's Prospectus titled "Additional Information About the Funds—Principal Risks of Investing in the Funds."

An investment in the Fund entails risk. The Fund may not achieve its investment objective and there is a risk that you could lose all of your money invested in the Fund. The Fund is not a complete investment program. It is important that investors closely review all of the risks listed below and understand them before making an investment in the Fund.

Each risk summarized below is considered a "principal risk" of investing in the Fund, regardless of the order in which they appear.

AMZN Risk. The Fund invests in options contracts that are based on the value of AMZN. This subjects the Fund to certain of the same risks as if it owned shares of AMZN, even though it does not. By virtue of the Fund's investments in options contracts that are based on the value of AMZN, the Fund may also be subject to the following risks:

Indirect Investment in AMZN Risk. Amazon.com, Inc. is not affiliated with the Trust, the Fund, the Adviser or their respective affiliates and is not involved with this offering in any way and has no obligation to consider your Shares in taking any corporate actions that might affect the value of Shares. Investors in the Fund will not have voting rights and will not be able to influence management of Amazon.com, Inc. but will be exposed to the performance of AMZN (the underlying stock). Investors in the Fund will not have rights to receive dividends or other distributions or any other rights with respect to the underlying stock but will be subject to declines in the performance of the underlying stock.

AMZN Trading Risk. The trading price of AMZN may be highly volatile and could continue to be subject to wide fluctuations in response to various factors. The stock market in general, and the market for technology companies in particular, has experienced extreme price and volume fluctuations that have often been unrelated or disproportionate to the operating performance of those companies. In particular, a large proportion of AMZN may be traded by short sellers which may put pressure on the supply and demand for the common stock of Amazon.com, Inc., further influencing volatility in its market price. Public perception and other factors outside of the control of Amazon.com, Inc. may additionally impact AMZN's stock price due to Amazon.com, Inc. garnering a disproportionate degree of public attention, regardless of actual operating performance. In addition, in the past, following periods of volatility in the overall market and the market price of a particular company's securities, securities class action litigation has often been instituted against companies such as these. Moreover, stockholder litigation like this has been filed against Amazon.com, Inc. in the past. While Amazon.com, Inc. continues to defend such actions, any judgment against Amazon.com, Inc., or any future stockholder litigation could result in substantial costs and a diversion of the management of Amazon.com, Inc.'s attention and resources. If AMZN trading is halted, trading in Shares of the AMZN Fund may be impacted, either temporarily or indefinitely.

Amazon.com, Inc. Performance Risk. Amazon.com, Inc. may fail to meet its publicly announced guidelines or other expectations about its business, which could cause the price of AMZN to decline. Amazon.com, Inc. provides guidance regarding its expected financial and business performance, such as projections regarding sales and production, as well as anticipated future revenues, gross margins, profitability and cash flows. Correctly identifying key factors affecting business conditions and predicting future events is inherently an uncertain process, and the guidance Amazon.com, Inc. provides may not ultimately be accurate and has in the past been inaccurate in certain respects, such as the timing of new product manufacturing ramps. The guidance is based on certain assumptions such as those relating to global and local economic conditions, anticipated production and sales volumes (which generally are not linear throughout a given period), average sales prices, supplier and commodity costs, and planned cost reductions. If Amazon.com, Inc.'s guidance is not accurate or varies from actual results due to its inability to meet the assumptions or the impact on its financial performance that could occur as a result of various risks and uncertainties, the market value of common stock issued by Amazon.com, Inc. could decline significantly.

Internet & Direct Marketing Retail Risk. Companies, such as Amazon.com, Inc., that operate via the internet or direct marketing (e.g., online consumer services, online retail, travel) segments are subject to fluctuating consumer demand. Unlike traditional brick and mortar retailers, online marketplaces and retailers must assume shipping costs or pass such costs to consumers. Consumer access to price information for the same or similar products may cause companies that operate in the online marketplace, retail and travel segments to reduce profit margins in order to compete. Due to the nature of their business models, companies that operate in the online marketplace, retail, and travel segments may also be subject to heightened cybersecurity risk, including the risk of theft or damage to vital hardware, software, and information systems. The loss or public dissemination of sensitive customer information or other proprietary data may negatively affect the financial performance of such companies to a greater extent than traditional brick and mortar retailers. As a result of such companies being web-based and the fact that they process, store, and transmit large amounts of data, including personal information, for their customers, failure to prevent or mitigate data loss or other security breaches, including breaches of vendors' technology and systems, could expose companies that operate via the internet or direct marketing retail to a risk of loss or misuse of such information, adversely affect their operating results, result in litigation or potential liability, and otherwise harm their businesses.

New Products and Services Risk. AMZN has expanded its product offerings over time to include additional segments, such as cloud computing and digital subscriptions services. Expansion of products and services across additional markets exposes AMZN to additional risks related to these markets. In addition, as new products and offerings are developed, AMZN may have limited or no experience in these newer market segments, and AMZN's customers may not adopt these product or service offerings. These offerings, which can present new and difficult technology challenges, may subject AMZN to claims if customers of these offerings experience, or are otherwise impacted by, service disruptions, delays, setbacks, or failures or quality issues. In addition, profitability or other intended benefits, if any, in newer activities may not meet AMZN's expectations, and AMZN may not be successful enough in these newer activities to recoup its investments in them, which investments are often significant. Failure to realize the benefits of amounts AMZN invests in new technologies, products, or services could result in the value of those investments being written down or written off.

Derivatives Risk. Derivatives are financial instruments that derive value from the underlying reference asset or assets, such as stocks, bonds, or funds (including ETFs), interest rates or indexes. The Fund's investments in derivatives may pose risks in addition to, and

greater than, those associated with directly investing in securities or other ordinary investments, including risk related to the market, imperfect correlation with underlying investments or the Fund's other portfolio holdings, higher price volatility, lack of availability, counterparty risk, liquidity, valuation and legal restrictions. The use of derivatives is a highly specialized activity that involves investment techniques and risks different from those associated with ordinary portfolio securities transactions. The use of derivatives may result in larger losses or smaller gains than directly investing in securities. When the Fund uses derivatives, there may be an imperfect correlation between the value of AMZN and the derivative, which may prevent the Fund from achieving its investment objective. Because derivatives often require only a limited initial investment, the use of derivatives may expose the Fund to losses in excess of those amounts initially invested. In addition, the Fund's investments in derivatives are subject to the following risks:

Options Contracts. The use of options contracts involves investment strategies and risks different from those associated with ordinary portfolio securities transactions. The prices of options are volatile and are influenced by, among other things, actual and anticipated changes in the value of the underlying instrument, including the anticipated volatility, which are affected by fiscal and monetary policies and by national and international political, changes in the actual or implied volatility or the reference asset, the time remaining until the expiration of the option contract and economic events. For the Fund in particular, the value of the options contracts in which it invests are substantially influenced by the value of AMZN. The Fund may experience substantial downside from specific option positions and certain option positions held by the Fund may expire worthless. The options held by the Fund are exercisable at the strike price on their expiration date. As an option approaches its expiration date, its value typically increasingly moves with the value of the underlying instrument. However, prior to such date, the value of an option generally does not increase or decrease at the same rate as the underlying instrument. There may at times be an imperfect correlation between the movement in the values of options contracts and the underlying instrument, and there may at times not be a liquid secondary market for certain options contracts. The value of the options held by the Fund will be determined based on market quotations or other recognized pricing methods. Additionally, as the Fund intends to continuously maintain indirect exposure to AMZN through the use of options contracts, as the options contracts it holds are exercised or expire it will enter into new options contracts, a practice referred to as "rolling." If the expiring options contracts do not generate proceeds enough to cover the cost of entering into new options contracts, the Fund may experience losses.

Counterparty Risk. The Fund is subject to counterparty risk by virtue of its investments in options contracts. Transactions in some types of derivatives, including options, are required to be centrally cleared ("cleared derivatives"). In a transaction involving cleared derivatives, the Fund's counterparty is a clearing house rather than a bank or broker. Since the Fund is not a member of clearing houses and only members of a clearing house ("clearing members") can participate directly in the clearing house, the Fund will hold cleared derivatives through accounts at clearing members. In cleared derivatives positions, the Fund will make payments (including margin payments) to and receive payments from a clearing house through their accounts at clearing members. Customer funds held at a clearing organization in connection with any options contracts are held in a commingled omnibus account and are not identified to the name of the clearing member's individual customers. As a result, assets deposited by the Fund with any clearing member as margin for options may, in certain circumstances, be used to satisfy losses of other clients of the Fund's clearing member. In addition, although clearing members guarantee performance of their clients' obligations to the clearing house, there is a risk that the assets of the Fund might not be fully protected in the event of the clearing member's bankruptcy, as the Fund would be limited to recovering only a pro rata share of all available funds segregated on behalf of the clearing member's customers for the relevant account class. The Fund is also subject to the risk that a limited number of clearing members are willing to transact on the Fund's behalf, which heightens the risks associated with a clearing member's default. This risk is greater for the Fund as it seeks to hold options contracts on a single security, and not a broader range of options contracts, which may limit the number of clearing members that are willing to transact on the Fund's behalf. If a clearing member defaults the Fund could lose some or all of the benefits of a transaction entered into by the Fund with the clearing member. If the Fund cannot find a clearing member to transact with on the Fund's behalf, the Fund may be unable to effectively implement its investment strategy.

Price Participation Risk. The Fund employs an investment strategy that includes the sale of call option contracts, which limits the degree to which the Fund will participate in increases in value experienced by AMZN over the Call Period. This means that if AMZN experiences an increase in value above the strike price of the sold call options during a Call Period, the Fund will likely not experience that increase to the same extent and may significantly underperform AMZN over the Call Period. Additionally, because the Fund is limited in the degree to which it will participate in increases in value experienced by AMZN over each Call Period, but has full exposure to any decreases in value experienced by AMZN over the Call Period, the NAV of the Fund may decrease over any given time period. The Fund's NAV is dependent on the value of each options portfolio, which is based principally upon the performance of AMZN. The degree of participation in AMZN gains the Fund will experience will depend on prevailing market conditions, especially market volatility, at the time the Fund enters into the sold call option contracts and will vary from Call Period to Call Period. The value of the options contracts is affected by changes in the value and dividend rates of AMZN, changes in interest rates, changes in the actual or perceived volatility of AMZN and the remaining time to the options' expiration, as well as trading conditions in the options market. As the price of AMZN changes and time moves towards the expiration of each Call Period, the value of the options contracts, and therefore the Fund's NAV, will change. However, it is not expected for the Fund's NAV to directly correlate on a day-to-day basis with the returns of AMZN. The amount of time remaining until the options contract's expiration date affects the impact of the potential options contract income on the Fund's NAV, which may not be in full effect until the expiration date of the Fund's options contracts. Therefore, while

changes in the price of the AMZN will result in changes to the Fund's NAV, the Fund generally anticipates that the rate of change in the Fund's NAV will be different than that experienced by AMZN.

Distribution Risk. As part of the Fund's investment objective, the Fund seeks to provide current monthly income. There is no assurance that the Fund will make a distribution in any given month. If the Fund does make distributions, the amounts of such distributions will likely vary greatly from one distribution to the next. Additionally, the monthly distributions, if any, may consist of returns of capital, which would decrease the Fund's NAV and trading price over time. As a result, an investor may suffer significant losses to their investment. In addition, the underlying stock may pay dividends, the Fund's returns will not include any dividends paid by the underlying stock, and any income generated by the Fund may be less than the income generated by a direct investment in the underlying stock.

NAV Erosion Risk Due to Distributions. When the Fund makes a distribution, the Fund's NAV will typically drop by the amount of the distribution on the related ex-dividend date. The repeated payment of distributions by the Fund, if any, may significantly erode the Fund's NAV and trading price over time. As a result, an investor may suffer significant losses to their investment.

Call Strategy Risks. The path dependency (i.e., the continued use) of the Fund's call writing strategy will impact the extent that the Fund participates in the positive price returns of AMZN and, in turn, the Fund's returns, both during the term of the sold call options and over longer time periods. If, for example, each month the Fund were to sell 7% out-of-the-money call options having a one-month term, the Fund's participation in the positive price returns of AMZN will be capped at 7% in any given month. However, over a longer period (e.g., 5 months), the Fund should not be expected to participate fully in the first 35% (i.e., 5 months x 7%) of the positive price returns of AMZN, or the Fund may even lose money, even if the AMZN share price has appreciated by at least that much over such period, if during any month over that period AMZN had a return less than 7%. This example illustrates that both the Fund's participation in the positive price returns of AMZN and its returns will depend not only on the price of AMZN but also on the path that AMZN takes over time.

Additionally, when implementing the Covered Call Spread Strategy, the use of credit call spreads introduces further complexities and risks. While purchasing a higher-strike call option limits potential losses from the short call position, it also reduces the net premium received, which may result in lower overall returns compared to a stand-alone covered call strategy. If the price of the Underlying Security rises rapidly, the call spread may still cap upside participation, leading to missed profit opportunities. Furthermore, market conditions, such as mispricing between near-the-money and further out-of-the-money options, may impact the effectiveness of the strategy, potentially resulting in lower-than-expected returns or increased losses. The relative pricing of options at different strike levels can vary due to volatility shifts, liquidity constraints, or other market dynamics, adding an additional layer of uncertainty to the Fund's performance under this strategy.

ETF Risks.

Authorized Participants, Market Makers, and Liquidity Providers Concentration Risk. The Fund has a limited number of financial institutions that are authorized to purchase and redeem Shares directly from the Fund (known as "Authorized Participants" or "APs"). In addition, there may be a limited number of market makers and/or liquidity providers in the marketplace. To the extent either of the following events occur, Shares may trade at a material discount to NAV and possibly face delisting: (i) APs exit the business or otherwise become unable to process creation and/or redemption orders and no other APs step forward to perform these services; or (ii) market makers and/or liquidity providers exit the business or significantly reduce their business activities and no other entities step forward to perform their functions.

Cash Redemption Risk. The Fund's investment strategy may require it to redeem Shares for cash or to otherwise include cash as part of its redemption proceeds. For example, the Fund may not be able to redeem in-kind certain securities held by the Fund (e.g., derivative instruments). In such a case, the Fund may be required to sell or unwind portfolio investments to obtain the cash needed to distribute redemption proceeds. This may cause the Fund to recognize a capital gain that it might not have recognized if it had made a redemption in-kind. As a result, the Fund may pay out higher annual capital gain distributions than if the in-kind redemption process was used. By paying out higher annual capital gain distributions, investors may be subjected to increased capital gains taxes. Additionally, there may be brokerage costs or taxable gains or losses that may be imposed on the Fund in connection with a cash redemption that may not have occurred if the Fund had made a redemption in-kind. These costs could decrease the value of the Fund to the extent they are not offset by a transaction fee payable by an AP.

Costs of Buying or Selling Shares. Due to the costs of buying or selling Shares, including brokerage commissions imposed by brokers and bid-ask spreads, frequent trading of Shares may significantly reduce investment results and an investment in Shares may not be advisable for investors who anticipate regularly making small investments.

Management Risk. The Fund is subject to management risk because it is an actively managed portfolio. In managing the Fund's investment portfolio, the portfolio managers will apply investment techniques and risk analyses that may not produce the desired result. There can be no guarantee that the Fund will meet its investment objective.

Shares May Trade at Prices Other Than NAV. As with all ETFs, Shares may be bought and sold in the secondary market at market prices. Although it is expected that the market price of Shares will approximate the Fund's NAV, there may be times

when the market price of Shares is more than the NAV intra-day (premium) or less than the NAV intra-day (discount) due to supply and demand of Shares or during periods of market volatility. This risk is heightened in times of market volatility, periods of steep market declines, and periods when there is limited trading activity for Shares in the secondary market, in which case such premiums or discounts may be significant.

Trading. Although Shares are listed on a national securities exchange, such as NYSE Arca, Inc. (the “Exchange”), and may be traded on U.S. exchanges other than the Exchange, there can be no assurance that an active trading market for the Shares will develop or be maintained or that the Shares will trade with any volume, or at all, on any stock exchange. This risk may be greater for the Fund as it seeks to have exposure to a single underlying stock as opposed to a more diverse portfolio like a traditional pooled investment. In stressed market conditions, the liquidity of Shares may begin to mirror the liquidity of the Fund’s underlying portfolio holdings, which can be significantly less liquid than Shares. Shares trade on the Exchange at market price that may be below, at or above the Fund’s NAV. Trading in Shares on the Exchange may be halted due to market conditions or for reasons that, in the view of the Exchange, make trading in Shares inadvisable. In addition, trading in Shares on the Exchange is subject to trading halts caused by extraordinary market volatility pursuant to the Exchange “circuit breaker” rules. There can be no assurance that the requirements of the Exchange necessary to maintain the listing of the Fund will continue to be met or will remain unchanged. In the event of an unscheduled market close for options contracts that reference a single stock, such as AMZN’s securities being halted or a market wide closure, settlement prices will be determined by the procedures of the listing exchange of the options contracts. As a result, the Fund could be adversely affected and be unable to implement its investment strategies in the event of an unscheduled closing.

High Portfolio Turnover Risk. The Fund may actively and frequently trade all or a significant portion of the Fund’s holdings. A high portfolio turnover rate increases transaction costs, which may increase the Fund’s expenses. Frequent trading may also cause adverse tax consequences for investors in the Fund due to an increase in short-term capital gains.

Inflation Risk. Inflation risk is the risk that the value of assets or income from investments will be less in the future as inflation decreases the value of money. As inflation increases, the present value of the Fund’s assets and distributions, if any, may decline.

Liquidity Risk. Some securities held by the Fund, including options contracts, may be difficult to sell or be illiquid, particularly during times of market turmoil. This risk is greater for the Fund as it will hold options contracts on a single security, and not a broader range of options contracts. Markets for securities or financial instruments could be disrupted by a number of events, including, but not limited to, an economic crisis, natural disasters, epidemics/pandemics, new legislation or regulatory changes inside or outside the United States. Illiquid securities may be difficult to value, especially in changing or volatile markets. If the Fund is forced to sell an illiquid security at an unfavorable time or price, the Fund may be adversely impacted. Certain market conditions or restrictions, such as market rules related to short sales, may prevent the Fund from limiting losses, realizing gains or achieving a high correlation with AMZN. There is no assurance that a security that is deemed liquid when purchased will continue to be liquid. Market illiquidity may cause losses for the Fund.

Market Events Risk. The Fund’s investments are subject to changes in general economic conditions, general market fluctuations and the risks inherent in investment in securities and other financial instruments. Investment markets can be volatile and prices of investments can change substantially due to various factors including, but not limited to, economic growth or recession, changes in interest rates, inflation, changes in the actual or perceived creditworthiness of issuers, and general market liquidity. The Fund is subject to the risk that geopolitical events will disrupt securities and other financial markets and adversely affect global economies and markets. Local, regional or global events such as war, military conflicts, acts of terrorism, natural disasters, the spread of infectious illness or other public health issues, or other events could have a significant impact on the Fund and its investments. Continuing uncertainties regarding interest rates, rising inflation, political events, rising government debt in the U.S. and trade tensions also contribute to market volatility. Conflict, loss of life and disaster connected to ongoing armed conflict between Ukraine and Russia in Europe and between Israel and Hamas in the Middle East could have severe adverse effects on the related region, including significant adverse effects on the regional or global economies and the markets for certain securities. The U.S. and the European Union have imposed sanctions on certain Russian individuals and companies, including certain financial institutions, and have limited certain exports and imports to and from Russia. These conflicts have contributed to recent market volatility and may continue to do so.

Money Market Instrument Risk. The Fund may use a variety of money market instruments for cash management purposes, including money market funds, depositary accounts and repurchase agreements. Repurchase agreements are contracts in which a seller of securities agrees to buy the securities back at a specified time and price. Repurchase agreements may be subject to market and credit risk related to the collateral securing the repurchase agreement. Money market instruments, including money market funds, may lose money through fees or other means.

Newer Fund Risk. The Fund is a recently organized management investment company with limited operating history. As a result, prospective investors have a limited track record or history on which to base their investment decisions. There can be no assurance that the Fund will maintain an economically viable size.

Non-Diversification Risk. Because the Fund is “non-diversified,” it may invest a greater percentage of its assets in the securities of a single issuer or a smaller number of issuers than if it was a diversified fund. As a result, a decline in the value of an investment in a single issuer or a smaller number of issuers could cause the Fund’s overall value to decline to a greater degree than if the Fund held a more diversified portfolio. This may increase the Fund’s volatility and cause the performance of a relatively smaller number of issuers to have a greater impact on the Fund’s performance.

Operational Risk. The Fund is subject to risks arising from various operational factors, including, but not limited to, human error, processing and communication errors, errors of the Fund’s service providers, counterparties or other third-parties, failed or inadequate processes and technology or systems failures. The Fund relies on third-parties for a range of services, including custody. Any delay or failure relating to engaging or maintaining such service providers may affect the Fund’s ability to meet its investment objective. Although the Fund, and Adviser seek to reduce these operational risks through controls and procedures, there is no way to completely protect against such risks.

Single Issuer Risk. Issuer-specific attributes may cause an investment in the Fund to be more volatile than a traditional pooled investment which diversifies risk or the market generally. The value of the Fund, which focuses on an individual security (AMZN), may be more volatile than a traditional pooled investment or the market as a whole and may perform differently from the value of a traditional pooled investment or the market as a whole.

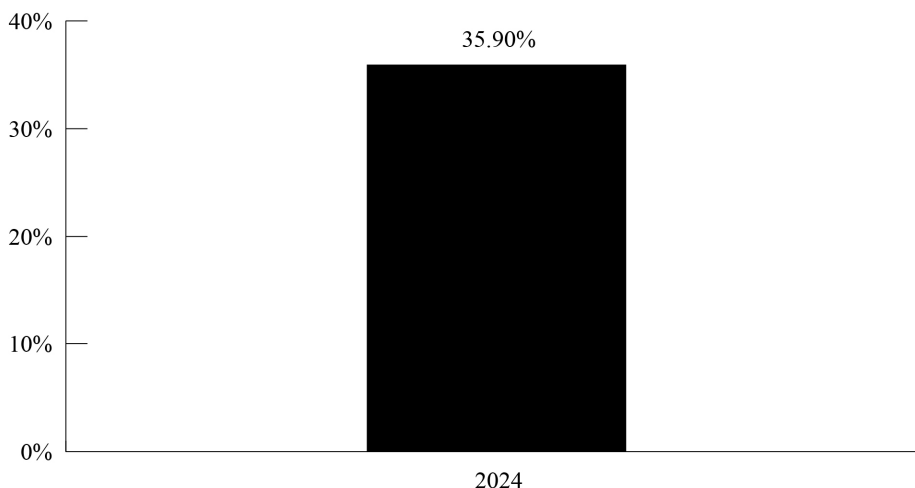
Tax Risk. The Fund intends to elect and to qualify each year to be treated as a RIC under Subchapter M of the Code. As a RIC, the Fund will not be subject to U.S. federal income tax on the portion of its net investment income and net capital gain that it distributes to Shareholders, provided that it satisfies certain requirements of the Code. If the Fund does not qualify as a RIC for any taxable year and certain relief provisions are not available, the Fund’s taxable income will be subject to tax at the Fund level and to a further tax at the shareholder level when such income is distributed. To comply with the asset diversification test applicable to a RIC, the Fund will attempt to ensure that the value of options it holds is never 25% of the total value of Fund assets at the close of any quarter. If the Fund’s investments in options were to exceed 25% of the Fund’s total assets at the end of a tax quarter, the Fund, generally, has a grace period to cure such lack of compliance. If the Fund fails to timely cure, it may no longer be eligible to be treated as a RIC.

U.S. Government and U.S. Agency Obligations Risk. The Fund may invest in securities issued by the U.S. government or its agencies or instrumentalities. U.S. Government obligations include securities issued or guaranteed as to principal and interest by the U.S. Government, its agencies or instrumentalities, such as the U.S. Treasury. Payment of principal and interest on U.S. Government obligations may be backed by the full faith and credit of the United States or may be backed solely by the issuing or guaranteeing agency or instrumentality itself. In the latter case, the investor must look principally to the agency or instrumentality issuing or guaranteeing the obligation for ultimate repayment, which agency or instrumentality may be privately owned. There can be no assurance that the U.S. Government would provide financial support to its agencies or instrumentalities (including government-sponsored enterprises) where it is not obligated to do so.

Performance

The following performance information provides some indication of the risks of investing in the Fund by showing changes in the Fund’s performance over time. The following bar chart shows the Fund’s annual returns. The table illustrates how the Fund’s average annual returns for the 1-year and since inception periods compare with those of a broad measure of market performance. Although past performance of the Fund is no guarantee of how it will perform in the future, historical performance may give you some indication of the risks of investing in the Fund. Updated performance information will be available on the Fund’s website at www.yieldmaxetfs.com.

Calendar Year Ended December 31,



During the period of time shown in the bar chart, the Fund’s highest quarterly return was 18.78% for the quarter ended March 31, 2024 and the lowest quarterly return was -3.18% for the quarter ended September 30, 2024.

Average Annual Total Returns

For the Periods Ended December 31, 2024

	1 Year	Since July 24, 2023	Inception
Return Before Taxes	35.90%	39.13%	
Return After Taxes on Distributions	25.70%	28.04%	
Return After Taxes on Distributions and Sale of Fund Shares	20.77%	24.93%	
S&P 500 [®] Total Return Index (reflects no deduction for fees, expenses, or taxes) ⁽¹⁾	25.02%	21.21%	

(1) The S&P 500[®] Total Return Index is a free-float market capitalization-weighted index of 500 of the largest U.S. companies. The index is calculated on a total return basis with dividends reinvested.

After-tax returns are calculated using the historical highest individual federal marginal income tax rates during the period covered by the table above and do not reflect the impact of state and local taxes. Actual after-tax returns depend on an investor’s tax situation and may differ from those shown. After-tax returns shown are not relevant to investors who hold their Shares through tax-deferred or other tax-advantaged arrangements such as an individual retirement account (“IRA”).

Management

Investment Adviser: Tidal Investments LLC (the “Adviser”) serves as investment adviser to the Fund.

Portfolio Managers:

The following individuals are jointly and primarily responsible for the day-to-day management of the Fund.

Jay Pestrighelli, Portfolio Manager for the Adviser, has been a portfolio manager of the Fund since its inception in 2023.

Qiao Duan, CFA, Portfolio Manager for the Adviser, has been a portfolio manager of the Fund since its inception in 2023.

Charles A. Ragauss, CFA, Portfolio Manager for the Adviser, has been a portfolio manager of the Fund since its inception in 2023.

CFA[®] is a registered trademark owned by the CFA Institute.

Purchase and Sale of Shares

The Fund issues and redeems Shares at NAV only in large blocks known as “Creation Units,” which only Authorized Participants (APs) (typically, broker-dealers) may purchase or redeem. The Fund generally issues and redeems Creation Units in exchange for a portfolio of securities (the “Deposit Securities”) and/or a designated amount of U.S. cash.

Shares are listed on a national securities exchange, such as the Exchange, and individual Shares may only be bought and sold in the secondary market through brokers at market prices, rather than NAV. Because Shares trade at market prices rather than NAV, Shares may trade at a price greater than NAV (premium) or less than NAV (discount).

An investor may incur costs attributable to the difference between the highest price a buyer is willing to pay to purchase Shares (the “bid” price) and the lowest price a seller is willing to accept for Shares (the “ask” price) when buying or selling Shares in the secondary market. This difference in bid and ask prices is often referred to as the “bid-ask spread.”

Information regarding the Fund’s NAV, market price, how often Shares traded on the Exchange at a premium or discount, and bid-ask spreads can be found on the Fund’s website at www.yieldmaxetfs.com.

Tax Information

Fund distributions are generally taxable as ordinary income, qualified dividend income, or capital gains (or a combination), unless an investment is in an individual retirement account (“IRA”) or other tax-advantaged account. Distributions on investments made through tax-deferred arrangements may be taxed later upon withdrawal of assets from those accounts.

Financial Intermediary Compensation

If you purchase Shares through a broker-dealer or other financial intermediary (such as a bank) (an “Intermediary”), the Adviser or its affiliates may pay Intermediaries for certain activities related to the Fund, including participation in activities that are designed to make

Intermediaries more knowledgeable about exchange-traded products, including the Fund, or for other activities, such as marketing, educational training, or other initiatives related to the sale or promotion of Shares. These payments may create a conflict of interest by influencing the Intermediary and your salesperson to recommend the Fund over another investment. Any such arrangements do not result in increased Fund expenses. Ask your salesperson or visit the Intermediary's website for more information.

YieldMax™ BA Option Income Strategy ETF - FUND SUMMARY

Investment Objective

The Fund's primary investment objective is to seek current income. The Fund's secondary investment objective is to seek exposure to the share price of the common stock of The Boeing Company ("BA" or "Underlying Security"), subject to a limit on potential investment gains.

Fees and Expenses of the Fund

This table describes the fees and expenses that you may pay if you buy, hold, and sell shares of the Fund ("Shares"). **You may pay other fees, such as brokerage commissions and other fees to financial intermediaries, which are not reflected in the table and Example below.**

Annual Fund Operating Expenses⁽¹⁾ (expenses that you pay each year as a percentage of the value of your investment)

Management Fee	0.99%
Distribution and Service (12b-1) Fees	None
Other Expenses ⁽²⁾	0.00%
Total Annual Fund Operating Expenses	<u>0.99%</u>

⁽¹⁾ The Fund's investment adviser, Tidal Investments LLC (the "Adviser"), a Tidal Financial Group company, will pay, or require a sub-adviser to pay, all expenses incurred by the Fund (except for advisory fees and sub-advisory fees, as the case may be) excluding interest charges on any borrowings made for investment purposes, dividends and other expenses on securities sold short, taxes, brokerage commissions and other expenses incurred in placing orders for the purchase and sale of securities and other investment instruments, acquired fund fees and expenses, accrued deferred tax liability, distribution fees and expenses paid by the Fund under any distribution plan adopted pursuant to Rule 12b-1 under the Investment Company Act of 1940, as amended (the "1940 Act"), and litigation expenses and other non-routine or extraordinary expenses.

⁽²⁾ Based on estimated amounts for the current fiscal year.

Expense Example

This Example is intended to help you compare the cost of investing in the Fund with the cost of investing in other funds. The Example assumes that you invest \$10,000 in the Fund for the time periods indicated and then redeem or hold all of your Shares at the end of those periods. The Example also assumes that your investment has a 5% return each year and that the Fund's operating expenses remain the same. The Example does not take into account brokerage commissions that you may pay on your purchases and sales of Shares. Although your actual costs may be higher or lower, based on these assumptions your costs would be:

1 Year	3 Years
\$101	\$315

Portfolio Turnover

The Fund pays transaction costs, such as commissions, when it buys and sells securities (or "turns over" its portfolio). A higher portfolio turnover rate may indicate higher transaction costs and may result in higher taxes when Shares are held in a taxable account. These costs, which are not reflected in total annual fund operating expenses or in the expense example above, affect the Fund's performance. Because the Fund has not commenced operations as of the date of this Prospectus, portfolio turnover information is not yet available.

Principal Investment Strategies

The Fund is an actively managed exchange-traded fund ("ETF") that seeks current income while providing indirect exposure to the share price (*i.e.*, the price returns) of the common stock of The Boeing Company ("BA" or the "Underlying Security"), subject to a limit on potential investment gains. The Fund will employ its investment strategy as it relates to BA regardless of whether there are periods of adverse market, economic, or other conditions and will not take temporary defensive positions during such periods. As further described below, the Fund uses either a synthetic covered call strategy or a synthetic covered call spread strategy to provide income and indirect exposure to the share price returns of BA, subject to a limit on potential investment gains as a result of the nature of the options strategy it employs. That is, the Fund not only seeks to generate income from its options investments but also aims to derive additional income when the value of BA increases. The Fund's options contracts provide:

- indirect exposure to the share price returns of BA,
- current income from the option premiums, and
- a limit on the Fund's participation in gains, if any, of the share price returns of BA.

For more information, see sections “The Fund’s Use of Underlying Security Option Contracts,” “Synthetic Covered Call Strategy” and “Synthetic Covered Call Spread Strategy” below.

Why invest in the Fund?

- The Fund seeks to generate monthly income, which is not dependent on the price appreciation of the Underlying Security.
- The Fund seeks to participate in a portion of the gains experienced by the Underlying Security.

That is, although the Fund may not fully participate in gains in the Underlying Security’s stock price, the Fund’s portfolio is designed to generate income.

An Investment in the Fund is not an investment in the Underlying Security.

- **The Fund’s strategy will capture only a portion of its potential gains if the Underlying Security’s stock price increase in value.**
- **The Fund’s strategy is subject to all potential losses if the Underlying Security’s stock price decrease in value, which may not be offset by income received by the Fund.**
- The Fund does not invest directly in the Underlying Security.
- Fund shareholders are not entitled to any Underlying Security dividends.

Additional information regarding the Underlying Security is also set forth below.

The Fund’s Use of Underlying Security Option Contracts

As part of the Fund’s synthetic covered call strategy and synthetic covered call spread strategy, the Fund will purchase and sell a combination of standardized exchange-traded and FLEXible EXchange® (“FLEX”) call and put option contracts that are based on the value of the price returns of the Underlying Security.

- In general, an option contract gives the purchaser of the option contract the right to purchase (for a call option) or sell (for a put option) the underlying asset (like shares of the Underlying Security) at a specified price (the “strike price”).
- If exercised, an option contract obligates the seller to deliver shares (for a sold or “short” call) or buy shares (for a sold or “short” put) of the underlying asset at a specified price (the “strike price”).
- Options contracts must be exercised or traded to close within a specified time frame, or they expire. See the chart in section “Fund Portfolio” below for a description of the option contracts utilized by the Fund.

Standardized exchange-traded options include standardized terms. FLEX options are also exchange-traded, but they allow for customizable terms (e.g., the strike price can be negotiated). For more information on FLEX options, see “Additional Information about the Funds – Exchange Traded Options Portfolio.”

The Fund’s options contracts are based on the value of the Underlying Security, which gives the Fund the right or obligation to receive or deliver shares of the Underlying Security on the expiration date of the applicable option contract in exchange for the stated strike price, depending on whether the option contract is a call option or a put option, and whether the Fund purchases or sells the option contract.

Synthetic Covered Call Strategy

In seeking to achieve its investment objective, the Fund may implement a “*synthetic* covered call” strategy using the standardized exchange-traded and FLEX options described above.

- A *traditional* covered call strategy is an investment strategy where an investor (the Fund) sells a call option on an underlying security it owns.
- A *synthetic* covered call strategy is similar to a traditional covered call strategy in that the investor sells a call option that is based on the value of the underlying security. However, in a synthetic covered call strategy, the investor (the Fund) does not own the underlying security, but rather seeks to *synthetically* replicate 100% of the price movements of the underlying security through the use of various investment instruments.

The Fund’s synthetic covered call strategies consists of the following three elements, each of which is described in greater detail farther below:

- Synthetic long exposure to the Underlying Security, which allows the Fund to seek to participate in the changes, up or down, in the price of shares of the Underlying Security.

- Covered call writing (where the Underlying Security’s call options are sold against the synthetic long portion of the strategy), which allows the Fund to generate income.
- U.S. Treasuries, which are used for collateral for the options, and which also generate income.

1. Synthetic Long Exposure

To achieve a synthetic long exposure to the Underlying Security, the Fund will buy the Underlying Security’s call options and, simultaneously, sell the Underlying Security’s put options to try to replicate the price movements of the Underlying Security. The call options purchased by the Fund and the put options sold by the Fund will generally have one-month to six-month terms and strike prices that are approximately equal to the then-current share price of the Underlying Security at the time the contracts are purchased and sold, respectively. The combination of the long call options and sold put options provides the Fund with indirect investment exposure equal to approximately 100% of the Underlying Security for the duration of the applicable options exposure.

2. Covered Call Strategies

Covered Call Strategy

As part of its strategy, the Fund will write (sell) call option contracts on the Underlying Security to generate income. Since the Fund does not directly own the Underlying Security, these written call options will be sold short (i.e., selling a position it does not currently own). The Fund will seek to participate in the share price appreciation of the Underlying Security, if any. However, due to the nature of covered call strategies, the Fund’s participation may be subject to a cap (as described below). In this strategy, the call options written (sold) by the Fund will generally have 1- month or less expiration dates (the “Call Period”) and generally have a strike price that is approximately 0%-15% above the then-current share price of the Underlying Security.

It is important to note that the sale of the Underlying Security call option contracts will limit the Fund’s participation in the appreciation in the Underlying Security’s stock price. If the stock price of the Underlying Security increases, the above-referenced synthetic long exposure alone would allow the Fund to experience similar percentage gains. However, if the Underlying Security’s stock price appreciates beyond the strike price of one or more of the sold (short) call option contracts, the Fund will lose money on those short call positions, and the losses will, in turn, limit the upside return of the Fund’s synthetic long exposure. As a result, the Fund’s overall strategy (i.e., the combination of the synthetic long exposure to the Underlying Security and the sold (short) the Underlying Security call positions) will limit the Fund’s participation in gains in the Underlying Security’s stock price beyond a certain point.

Covered Call Spread Strategy

The Adviser will employ the Covered Call Spread Strategy when it believes it is a better strategy for the Fund as compared to the Covered Call Strategy. The Fund may write (sell) credit call spreads (described below) rather than stand-alone call option contracts to seek greater participation in the potential appreciation of its Underlying Security’s share price, while still generating net premium income. The Adviser will primarily employ this covered call spread strategy when it believes that the share price of its Underlying Security is likely to rise significantly in the short term (e.g., following a substantial selloff or overall positive market news). Additionally, the Adviser may use this strategy in other scenarios (e.g., if the market is undervaluing further out-of-the-money options relative to near-the-money options), where it believes the use of credit call spreads may prove more advantageous to the Fund’s total return than the covered call strategy.

A credit call spread involves selling a call option while simultaneously buying a call option with a higher strike price, both with the same expiration date. By writing credit call spreads, the Fund can potentially offset losses incurred from its short call positions if the Underlying Security’s share price rises above the strike price.

3. U.S. Treasuries

The Fund will hold short-term U.S. Treasury securities as collateral in connection with the Fund’s synthetic covered call strategy.

The Fund intends to continuously maintain indirect exposure to the Underlying Security through the use of options contracts. As the options contracts it holds are exercised or expire it may enter into new options contracts, a practice referred to as “rolling.” The Fund’s practice of rolling options may result in high portfolio turnover.

Fund’s Monthly Distributions

The Fund will seek to provide monthly income in the form of cash distributions. The Fund will seek to generate such income in the following ways:

- Writing (selling) call option contracts on its Underlying Security as described above. The income comes mainly from the option premiums received from these option sales. A premium, in this context, refers to the price the option buyer pays to the option seller (the Fund) for the rights granted by the option. The amount of these premiums is largely affected by the fluctuations in the Underlying Security’s stock prices. However, other elements like interest rates can also influence the income level.
- Investing in short-term U.S. Treasury securities. The income generated by these securities will be influenced by interest rates at the time of investment.
- In addition to the income-seeking methodologies stated in the Prospectus, the Fund’s use of the Synthetic Covered Call Spread Strategy may occasionally allow it to capture a substantial portion of any significant increase in the price of its Underlying Security. When this happens, the Fund could receive profits exceeding the initial cost of the call options, and the Fund’s distributions may include some of those profits.

Fund’s Return Profile vs its Underlying Security

For the reasons stated above, the Fund’s performance will differ from that of the Underlying Security’s stock price. The performance differences will depend on, among other things, the price of the Underlying Security, changes in the value of the the Underlying Security options contracts the Fund holds, and changes in the value of the U.S. Treasuries.

Fund Portfolio

Principal Holdings		
Portfolio Holdings (All options are based on the value of the Underlying Security)	Investment Terms	Expected Target Maturity
Purchased call option contracts	<p>“at-the-money” (<i>i.e.</i>, the strike price is equal to the then-current share price of the Underlying Security at the time of purchase) to provide indirect exposure to positive price returns of the Underlying Security.</p> <p>If the Underlying Security share price increases, these options will generate corresponding increases to the Fund.</p>	1-month to 6-month expiration dates
Sold put option contracts	<p>“at-the-money” (<i>i.e.</i>, the strike price is equal to the then-current share price of the Underlying Security at the time of sale).</p> <p>They are sold to help pay for the purchased call options described above.</p> <p>However, the sold put option contracts provide exposure to the full extent of any share price losses experienced by the Underlying Security.</p>	1-month to 6-month expiration dates
Sold (short) call option contracts (<i>Covered Call Strategy</i>)	<p>The strike price is approximately 0%-15% more than the then-current share price of the Underlying Security at the time of sale.</p> <p>They generate current income. However, they also limit some potential positive returns that the Fund may have otherwise experienced from gains in the Underlying Security’s share price.</p>	1-month or less expiration dates
Sold (short) call option contracts (<i>Covered Call Spread Strategy</i>)	<p>The strike price is approximately 0%-15% more than the then-current share price of the Fund’s Underlying Security at the time of sale.</p> <p>Sold call option contracts provide inverse exposure to the full extent of any increases in the value experienced by the Fund’s Underlying Security, minus the premium received.</p>	1-month or less expiration dates
Purchased call option contracts (<i>Covered Call Spread Strategy</i>)	<p>“out-of-the-money” (<i>i.e.</i>, the strike price is above the strike price of the corresponding Covered Call Spread Strategy sold call).</p> <p>Bought call option contracts provide exposure to the full extent of any increases in the value experienced by the Fund’s Underlying Security above the option’s strike price.</p>	1-month or less expiration dates
U.S Treasury Securities and Cash	Multiple series of U.S. Treasury Bills supported by the full faith and credit of the U.S. government.	6-month to 2-year maturities

	<p>These instruments are used as collateral for the Fund’s derivative investments.</p> <p>They will also generate income.</p>	
--	---	--

The market value of the cash and treasuries held by the Fund is expected to be between 50% and 100% of the Fund’s net assets and the market value of the options package is expected to be between 0% and 50% of the Fund’s net assets. In terms of notional value, the combination of these investment instruments provides indirect investment exposure to BA equal to at least 100% of the Fund’s total assets.

Under normal circumstances, the Fund will invest at least 80% of its net assets, plus borrowings for investment purposes, in securities and financial instruments that provide indirect exposure to BA.

The Fund is classified as “non-diversified” under the 1940 Act.

There is no guarantee that the Fund’s investment strategy will be properly implemented, and an investor may lose some or all of its investment.

The Boeing Company (“BA”)

BA develops, produces and markets commercial and military aircraft. BA is listed on the New York Stock Exchange. Per BA’s most recent Form 10-K filing, the aggregate market value of common shares outstanding held by non-affiliates of BA, as of the most recent available data at time of drafting this prospectus (June 30, 2024), was approximately \$112 billion.

BA is registered under the Securities Exchange Act of 1934, as amended (the “Exchange Act”). Information provided to or filed with the SEC by BA pursuant to the Exchange Act can be located by reference to the SEC file number 1-442 through the SEC’s website at www.sec.gov. In addition, information regarding BA may be obtained from other sources including, but not limited to, press releases, newspaper articles and other publicly disseminated documents.

This document relates only to the securities offered hereby and does not relate to BA or other securities of BA. The Fund has derived all disclosures contained in this document regarding BA from publicly available documents. None of the Fund, the Trust, the Adviser, or their respective affiliates has participated in the preparation of such publicly available offering documents or made any due diligence inquiry regarding such documents with respect to BA. None of the Fund, the Trust, the Adviser, or their respective affiliates makes any representation that such publicly available documents or any other publicly available information regarding BA is accurate or complete. Furthermore, the Fund cannot give any assurance that all events occurring prior to the date hereof (including events that would affect the accuracy or completeness of the publicly available documents described above) that would affect the trading price of BA (and therefore the price of BA at the time we price the securities) have been publicly disclosed. Subsequent disclosure of any such events or the disclosure of or failure to disclose material future events concerning BA could affect the value received with respect to the securities and therefore the value of the securities.

None of the Fund, the Trust, the Adviser, or their respective affiliates makes any representation to you as to the performance of BA.

THE FUND, TRUST AND ADVISER ARE NOT AFFILIATED WITH BA.

Due to the Fund’s investment strategy, the Fund’s investment exposure is concentrated in (or substantially exposed to) the same industry as that assigned to BA. As of the date of the Prospectus, BA is assigned to the aerospace & defense industry.

Principal Investment Risks

The principal risks of investing in the Fund are summarized below. As with any investment, there is a risk that you could lose all or a portion of your investment in the Fund. Some or all of these risks may adversely affect the Fund’s net asset value (“NAV”) per share, trading price, yield, total return, and/or ability to meet its objective. For more information about the risks of investing in the Fund, see the section in the Fund’s Prospectus titled “Additional Information About the Funds—Principal Risks of Investing in the Funds.”

An investment in the Fund entails risk. The Fund may not achieve its investment objective and there is a risk that you could lose all of your money invested in the Fund. The Fund is not a complete investment program. It is important that investors closely review all of the risks listed below and understand them before making an investment in the Fund.

Each risk summarized below is considered a “principal risk” of investing in the Fund, regardless of the order in which they appear.

BA Risk. The Fund invests in options contracts that are based on the value of BA. This subjects the Fund to certain of the same risks as if it owned shares of BA, even though it does not. By virtue of the Fund’s investments in options contracts that are based on the value of BA, the Fund may also be subject to the following risks:

Indirect Investment in BA Risk. BA is not affiliated with the Trust, the Fund, the Adviser, or their respective affiliates and is not involved with this offering in any way and has no obligation to consider your Shares in taking any corporate actions that might affect the value of Shares. Investors in the Fund will not have voting rights and will not be able to influence the management of BA but will be exposed to the performance of BA (the underlying stock). Investors in the Fund will not have rights to receive dividends or other distributions or any other rights with respect to the underlying stock but will be subject to declines in the performance of the underlying stock.

BA Trading Risk. The trading price of BA may be highly volatile and could continue to be subject to wide fluctuations in response to various factors. The stock market in general, and the market for banking and financial services companies in particular, has experienced extreme price and volume fluctuations that have often been unrelated or disproportionate to the operating performance of those companies. In particular, a large proportion of BA may be traded by short sellers which may put pressure on the supply and demand for the common stock of BA, further influencing volatility in its market price. Public perception and other factors outside of the control of BA may additionally impact BA's stock price due to BA garnering a disproportionate degree of public attention, regardless of actual operating performance. In addition, in the past, following periods of volatility in the overall market and the market price of a particular company's securities, securities class action litigation has often been instituted against companies such as these. Moreover, stockholder litigation like this has been filed against BA in the past. While BA continues to defend such actions, any judgment against BA, or any future stockholder litigation could result in substantial costs and a diversion of the management of BA's attention and resources. If BA trading is halted, trading in Shares of the BA Fund may be impacted, either temporarily or indefinitely.

BA Performance Risk. BA may fail to meet its publicly announced guidelines or other expectations about its business, which could cause the price of BA to decline. BA provides guidance regarding its expected financial and business performance, such as projections regarding sales and production, as well as anticipated future revenues, gross margins, profitability and cash flows. Correctly identifying key factors affecting business conditions and predicting future events is inherently an uncertain process, and the guidance BA provides may not ultimately be accurate and has in the past been inaccurate in certain respects, such as the timing of new product manufacturing ramps. The guidance is based on certain assumptions such as those relating to global and local economic conditions, anticipated production and sales volumes (which generally are not linear throughout a given period), average sales prices, supplier and commodity costs, and planned cost reductions. If BA's guidance is not accurate or varies from actual results due to its inability to meet the assumptions or the impact on its financial performance that could occur as a result of various risks and uncertainties, the market value of common stock issued by BA could decline significantly.

Aerospace & Defense Industry Risk. The Aerospace and Defense Industry comprises businesses engaged in manufacturing equipment, parts, or products for civil or military aerospace and defense applications. This industry's performance can be notably cyclical, leading to intermittent operating losses for its companies. Factors such as geopolitical dynamics, economic conditions, environmental considerations, enhanced competition, and the capacity to recruit and maintain a highly skilled workforce, including crucial personnel, can significantly impact the industry. Additionally, the industry's operations can be influenced by legislative or regulatory shifts and heightened government oversight.

Derivatives Risk. Derivatives are financial instruments that derive value from the underlying reference asset or assets, such as stocks, bonds, or funds (including ETFs), interest rates or indexes. The Fund's investments in derivatives may pose risks in addition to, and greater than, those associated with directly investing in securities or other ordinary investments, including risk related to the market, imperfect correlation with underlying investments or the Fund's other portfolio holdings, higher price volatility, lack of availability, counterparty risk, liquidity, valuation and legal restrictions. The use of derivatives is a highly specialized activity that involves investment techniques and risks different from those associated with ordinary portfolio securities transactions. The use of derivatives may result in larger losses or smaller gains than directly investing in securities. When the Fund uses derivatives, there may be an imperfect correlation between the value of BA and the derivative, which may prevent the Fund from achieving its investment objective. Because derivatives often require only a limited initial investment, the use of derivatives may expose the Fund to losses in excess of those amounts initially invested. In addition, the Fund's investments in derivatives are subject to the following risks:

Options Contracts. The use of options contracts involves investment strategies and risks different from those associated with ordinary portfolio securities transactions. The prices of options are volatile and are influenced by, among other things, actual and anticipated changes in the value of the underlying instrument, including the anticipated volatility, which are affected by fiscal and monetary policies and by national and international political, changes in the actual or implied volatility or the reference asset, the time remaining until the expiration of the option contract and economic events. For the Fund in particular, the value of the options contracts in which it invests are substantially influenced by the value of BA. The Fund may experience substantial downside from specific option positions and certain option positions held by the Fund may expire worthless. The options held by the Fund are exercisable at the strike price on their expiration date. As an option approaches its expiration date, its value typically increasingly moves with the value of the underlying instrument. However, prior to such date, the value of an option generally does not increase or decrease at the same rate as the underlying instrument. There may at times be an imperfect correlation between the movement in the values of options contracts and the underlying instrument, and there may at times not

be a liquid secondary market for certain options contracts. The value of the options held by the Fund will be determined based on market quotations or other recognized pricing methods. Additionally, as the Fund intends to continuously maintain indirect exposure to BA through the use of options contracts, as the options contracts it holds are exercised or expire it will enter into new options contracts, a practice referred to as “rolling.” If the expiring options contracts do not generate proceeds enough to cover the cost of entering into new options contracts, the Fund may experience losses.

Counterparty Risk. The Fund is subject to counterparty risk by virtue of its investments in options contracts. Transactions in some types of derivatives, including options, are required to be centrally cleared (“cleared derivatives”). In a transaction involving cleared derivatives, the Fund’s counterparty is a clearing house rather than a bank or broker. Since the Fund is not a member of clearing houses and only members of a clearing house (“clearing members”) can participate directly in the clearing house, the Fund will hold cleared derivatives through accounts at clearing members. In cleared derivatives positions, the Fund will make payments (including margin payments) to and receive payments from a clearing house through their accounts at clearing members. Customer funds held at a clearing organization in connection with any options contracts are held in a commingled omnibus account and are not identified to the name of the clearing member’s individual customers. As a result, assets deposited by the Fund with any clearing member as margin for options may, in certain circumstances, be used to satisfy losses of other clients of the Fund’s clearing member. In addition, although clearing members guarantee performance of their clients’ obligations to the clearing house, there is a risk that the assets of the Fund might not be fully protected in the event of the clearing member’s bankruptcy, as the Fund would be limited to recovering only a pro rata share of all available funds segregated on behalf of the clearing member’s customers for the relevant account class. The Fund is also subject to the risk that a limited number of clearing members are willing to transact on the Fund’s behalf, which heightens the risks associated with a clearing member’s default. This risk is greater for the Fund as it seeks to hold options contracts on a single security, and not a broader range of options contracts, which may limit the number of clearing members that are willing to transact on the Fund’s behalf. If a clearing member defaults the Fund could lose some or all of the benefits of a transaction entered into by the Fund with the clearing member. If the Fund cannot find a clearing member to transact with on the Fund’s behalf, the Fund may be unable to effectively implement its investment strategy.

Price Participation Risk. The Fund employs an investment strategy that includes the sale of call option contracts, which limits the degree to which the Fund will participate in increases in value experienced by BA over the Call Period. This means that if BA experiences an increase in value above the strike price of the sold call options during a Call Period, the Fund will likely not experience that increase to the same extent and may significantly underperform BA over the Call Period. Additionally, because the Fund is limited in the degree to which it will participate in increases in value experienced by BA over each Call Period, but has full exposure to any decreases in value experienced by BA over the Call Period, the NAV of the Fund may decrease over any given time period. The Fund’s NAV is dependent on the value of each options portfolio, which is based principally upon the performance of BA. The degree of participation in BA gains the Fund will experience will depend on prevailing market conditions, especially market volatility, at the time the Fund enters into the sold call option contracts and will vary from Call Period to Call Period. The value of the options contracts is affected by changes in the value and dividend rates of BA, changes in interest rates, changes in the actual or perceived volatility of BA and the remaining time to the options’ expiration, as well as trading conditions in the options market. As the price of BA changes and time moves towards the expiration of each Call Period, the value of the options contracts, and therefore the Fund’s NAV, will change. However, it is not expected for the Fund’s NAV to directly correlate on a day-to-day basis with the returns of BA. The amount of time remaining until the options contract’s expiration date affects the impact of the potential options contract income on the Fund’s NAV, which may not be in full effect until the expiration date of the Fund’s options contracts. Therefore, while changes in the price of the BA will result in changes to the Fund’s NAV, the Fund generally anticipates that the rate of change in the Fund’s NAV will be different than that experienced by BA.

Distribution Risk. As part of the Fund’s investment objective, the Fund seeks to provide current monthly income. There is no assurance that the Fund will make a distribution in any given month. If the Fund does make distributions, the amounts of such distributions will likely vary greatly from one distribution to the next. Additionally, the monthly distributions, if any, may consist of returns of capital, which would decrease the Fund’s NAV and trading price over time. As a result, an investor may suffer significant losses to their investment. In addition, the underlying stock may pay dividends, the Fund’s returns will not include any dividends paid by the underlying stock, and any income generated by the Fund may be less than the income generated by a direct investment in the underlying stock.

NAV Erosion Risk Due to Distributions. When the Fund makes a distribution, the Fund’s NAV will typically drop by the amount of the distribution on the related ex-dividend date. The repeated payment of distributions by the Fund, if any, may significantly erode the Fund’s NAV and trading price over time. As a result, an investor may suffer significant losses to their investment.

Call Strategy Risks. The path dependency (i.e., the continued use) of the Fund’s call writing strategy will impact the extent that the Fund participates in the positive price returns of BA and, in turn, the Fund’s returns, both during the term of the sold call options and over longer time periods. If, for example, each month the Fund were to sell 7% out-of-the-money call options having a one-month term, the Fund’s participation in the positive price returns of BA will be capped at 7% in any given month. However, over a longer period (e.g., 5 months), the Fund should not be expected to participate fully in the first 35% (i.e., 5 months x 7%) of the positive price returns of BA, or the Fund may even lose money, even if the BA share price has appreciated by at least that much over such period, if during

any month over that period BA had a return less than 7%. This example illustrates that both the Fund's participation in the positive price returns of BA and its returns will depend not only on the price of BA but also on the path that BA takes over time.

Additionally, when implementing the Covered Call Spread Strategy, the use of credit call spreads introduces further complexities and risks. While purchasing a higher-strike call option limits potential losses from the short call position, it also reduces the net premium received, which may result in lower overall returns compared to a stand-alone covered call strategy. If the price of the Underlying Security rises rapidly, the call spread may still cap upside participation, leading to missed profit opportunities. Furthermore, market conditions, such as mispricing between near-the-money and further out-of-the-money options, may impact the effectiveness of the strategy, potentially resulting in lower-than-expected returns or increased losses. The relative pricing of options at different strike levels can vary due to volatility shifts, liquidity constraints, or other market dynamics, adding an additional layer of uncertainty to the Fund's performance under this strategy.

ETF Risks.

Authorized Participants, Market Makers, and Liquidity Providers Concentration Risk. The Fund has a limited number of financial institutions that are authorized to purchase and redeem Shares directly from the Fund (known as "Authorized Participants" or "APs"). In addition, there may be a limited number of market makers and/or liquidity providers in the marketplace. To the extent either of the following events occur, Shares may trade at a material discount to NAV and possibly face delisting: (i) APs exit the business or otherwise become unable to process creation and/or redemption orders and no other APs step forward to perform these services; or (ii) market makers and/or liquidity providers exit the business or significantly reduce their business activities and no other entities step forward to perform their functions.

Cash Redemption Risk. The Fund's investment strategy may require it to redeem Shares for cash or to otherwise include cash as part of its redemption proceeds. For example, the Fund may not be able to redeem in-kind certain securities held by the Fund (e.g., derivative instruments). In such a case, the Fund may be required to sell or unwind portfolio investments to obtain the cash needed to distribute redemption proceeds. This may cause the Fund to recognize a capital gain that it might not have recognized if it had made a redemption in-kind. As a result, the Fund may pay out higher annual capital gain distributions than if the in-kind redemption process was used. By paying out higher annual capital gain distributions, investors may be subjected to increased capital gains taxes. Additionally, there may be brokerage costs or taxable gains or losses that may be imposed on the Fund in connection with a cash redemption that may not have occurred if the Fund had made a redemption in-kind. These costs could decrease the value of the Fund to the extent they are not offset by a transaction fee payable by an AP.

Costs of Buying or Selling Shares. Due to the costs of buying or selling Shares, including brokerage commissions imposed by brokers and bid-ask spreads, frequent trading of Shares may significantly reduce investment results and an investment in Shares may not be advisable for investors who anticipate regularly making small investments.

Management Risk. The Fund is subject to management risk because it is an actively managed portfolio. In managing the Fund's investment portfolio, the portfolio managers will apply investment techniques and risk analyses that may not produce the desired result. There can be no guarantee that the Fund will meet its investment objective.

Shares May Trade at Prices Other Than NAV. As with all ETFs, Shares may be bought and sold in the secondary market at market prices. Although it is expected that the market price of Shares will approximate the Fund's NAV, there may be times when the market price of Shares is more than the NAV intra-day (premium) or less than the NAV intra-day (discount) due to supply and demand of Shares or during periods of market volatility. This risk is heightened in times of market volatility, periods of steep market declines, and periods when there is limited trading activity for Shares in the secondary market, in which case such premiums or discounts may be significant.

Trading. Although Shares are listed on a national securities exchange, such as NYSE Arca, Inc. (the "Exchange"), and may be traded on U.S. exchanges other than the Exchange, there can be no assurance that an active trading market for the Shares will develop or be maintained or that the Shares will trade with any volume, or at all, on any stock exchange. This risk may be greater for the Fund as it seeks to have indirect exposure to a single underlying stock as opposed to a more diverse portfolio like a traditional pooled investment. In stressed market conditions, the liquidity of Shares may begin to mirror the liquidity of the Fund's underlying portfolio holdings, which can be significantly less liquid than Shares. Shares trade on the Exchange at a market price that may be below, at or above the Fund's NAV. Trading in Shares on the Exchange may be halted due to market conditions or for reasons that, in the view of the Exchange, make trading in Shares inadvisable. In addition, trading in Shares on the Exchange is subject to trading halts caused by extraordinary market volatility pursuant to the Exchange "circuit breaker" rules. There can be no assurance that the requirements of the Exchange necessary to maintain the listing of the Fund will continue to be met or will remain unchanged. In the event of an unscheduled market close for options contracts that reference a single stock, such as BA's securities being halted or a market wide closure, settlement prices will be determined by the procedures of the listing exchange of the options contracts. As a result, the Fund could be adversely affected and be unable to implement its investment strategies in the event of an unscheduled closing.

High Portfolio Turnover Risk. The Fund may actively and frequently trade all or a significant portion of the Fund's holdings. A high portfolio turnover rate increases transaction costs, which may increase the Fund's expenses. Frequent trading may also cause adverse tax consequences for investors in the Fund due to an increase in short-term capital gains.

Inflation Risk. Inflation risk is the risk that the value of assets or income from investments will be less in the future as inflation decreases the value of money. As inflation increases, the present value of the Fund's assets and distributions, if any, may decline.

Liquidity Risk. Some securities held by the Fund, including options contracts, may be difficult to sell or be illiquid, particularly during times of market turmoil. This risk is greater for the Fund as it will hold options contracts on a single security, and not a broader range of options contracts. Markets for securities or financial instruments could be disrupted by a number of events, including, but not limited to, an economic crisis, natural disasters, epidemics/pandemics, new legislation or regulatory changes inside or outside the United States. Illiquid securities may be difficult to value, especially in changing or volatile markets. If the Fund is forced to sell an illiquid security at an unfavorable time or price, the Fund may be adversely impacted. Certain market conditions or restrictions, such as market rules related to short sales, may prevent the Fund from limiting losses, realizing gains or achieving a high correlation with BA. There is no assurance that a security that is deemed liquid when purchased will continue to be liquid. Market illiquidity may cause losses for the Fund.

Market Events Risk. The Fund's investments are subject to changes in general economic conditions, general market fluctuations and the risks inherent in investment in securities and other financial instruments. Investment markets can be volatile and prices of investments can change substantially due to various factors including, but not limited to, economic growth or recession, changes in interest rates, inflation, changes in the actual or perceived creditworthiness of issuers, and general market liquidity. The Fund is subject to the risk that geopolitical events will disrupt securities and other financial markets and adversely affect global economies and markets. Local, regional or global events such as war, military conflicts, acts of terrorism, natural disasters, the spread of infectious illness or other public health issues, or other events could have a significant impact on the Fund and its investments. Continuing uncertainties regarding interest rates, rising inflation, political events, rising government debt in the U.S. and trade tensions also contribute to market volatility. Conflict, loss of life and disaster connected to ongoing armed conflict between Ukraine and Russia in Europe and between Israel and Hamas in the Middle East could have severe adverse effects on the related region, including significant adverse effects on the regional or global economies and the markets for certain securities. The U.S. and the European Union have imposed sanctions on certain Russian individuals and companies, including certain financial institutions, and have limited certain exports and imports to and from Russia. These conflicts have contributed to recent market volatility and may continue to do so.

Money Market Instrument Risk. The Fund may use a variety of money market instruments for cash management purposes, including money market funds, depositary accounts and repurchase agreements. Repurchase agreements are contracts in which a seller of securities agrees to buy the securities back at a specified time and price. Repurchase agreements may be subject to market and credit risk related to the collateral securing the repurchase agreement. Money market instruments, including money market funds, may lose money through fees or other means.

New Fund Risk. The Fund is a recently organized management investment company with no operating history. As a result, prospective investors do not have a track record or history on which to base their investment decisions.

Non-Diversification Risk. Because the Fund is "non-diversified," it may invest a greater percentage of its assets in the securities of a single issuer or a smaller number of issuers than if it was a diversified fund. As a result, a decline in the value of an investment in a single issuer or a smaller number of issuers could cause the Fund's overall value to decline to a greater degree than if the Fund held a more diversified portfolio. This may increase the Fund's volatility and cause the performance of a relatively smaller number of issuers to have a greater impact on the Fund's performance.

Operational Risk. The Fund is subject to risks arising from various operational factors, including, but not limited to, human error, processing and communication errors, errors of the Fund's service providers, counterparties or other third-parties, failed or inadequate processes and technology or systems failures. The Fund relies on third-parties for a range of services, including custody. Any delay or failure relating to engaging or maintaining such service providers may affect the Fund's ability to meet its investment objective. Although the Fund, and Adviser seek to reduce these operational risks through controls and procedures, there is no way to completely protect against such risks.

Single Issuer Risk. Issuer-specific attributes may cause an investment in the Fund to be more volatile than a traditional pooled investment which diversifies risk or the market generally. The value of the Fund, which focuses on an individual security (BA), may be more volatile than a traditional pooled investment or the market as a whole and may perform differently from the value of a traditional pooled investment or the market as a whole.

Tax Risk. The Fund intends to elect and to qualify each year to be treated as a RIC under Subchapter M of the Code. As a RIC, the Fund will not be subject to U.S. federal income tax on the portion of its net investment income and net capital gain that it distributes to Shareholders, provided that it satisfies certain requirements of the Code. If the Fund does not qualify as a RIC for any taxable year and certain relief provisions are not available, the Fund's taxable income will be subject to tax at the Fund level and to a further tax at the shareholder level when such income is distributed. To comply with the asset diversification test applicable to a RIC, the Fund will attempt to ensure that the value of options it holds is never 25% of the total value of Fund assets at the close of any quarter. In particular,

in combination with the Fund's use of a "synthetic" strategy (i.e., purchasing exposure to the underlying stock through a combination of put and call options), the Fund maintains a portfolio of treasury securities, which are expected to enable the Fund to meet the diversification requirements. If the Fund's investments in options were to exceed 25% of the Fund's total assets at the end of a tax quarter, the Fund, generally, has a grace period to cure such lack of compliance. If the Fund fails to timely cure, it may no longer be eligible to be treated as a RIC.

U.S. Government and U.S. Agency Obligations Risk. The Fund may invest in securities issued by the U.S. government or its agencies or instrumentalities. U.S. Government obligations include securities issued or guaranteed as to principal and interest by the U.S. Government, its agencies or instrumentalities, such as the U.S. Treasury. Payment of principal and interest on U.S. Government obligations may be backed by the full faith and credit of the United States or may be backed solely by the issuing or guaranteeing agency or instrumentality itself. In the latter case, the investor must look principally to the agency or instrumentality issuing or guaranteeing the obligation for ultimate repayment, which agency or instrumentality may be privately owned. There can be no assurance that the U.S. Government would provide financial support to its agencies or instrumentalities (including government-sponsored enterprises) where it is not obligated to do so.

Performance

Performance information for the Fund is not included because the Fund has not completed a full calendar year of operations as of the date of this Prospectus. When such information is included, this section will provide some indication of the risks of investing in the Fund by showing changes in the Fund's performance history from year to year and showing how the Fund's average annual total returns compare with those of a broad measure of market performance. Although past performance of the Fund is no guarantee of how it will perform in the future, historical performance may give you some indication of the risks of investing in the Fund. Updated performance information will be available on the Fund's website at www.yieldmaxetfs.com.

Management

Investment Adviser: Tidal Investments LLC (the "Adviser") serves as investment adviser to the Fund.

Portfolio Managers:

The following individuals are jointly and primarily responsible for the day-to-day management of the Fund.

Jay Pestrighelli, Portfolio Manager for the Adviser, has been a portfolio manager of the Fund since its inception in 2025.

Qiao Duan, CFA, Portfolio Manager for the Adviser, has been a portfolio manager of the Fund since its inception in 2025.

Charles A. Ragauss, CFA, Portfolio Manager for the Adviser, has been a portfolio manager of the Fund since its inception in 2025.

CFA[®] is a registered trademark owned by the CFA Institute.

Purchase and Sale of Shares

The Fund issues and redeems Shares at NAV only in large blocks known as "Creation Units," which only Authorized Participants (APs) (typically, broker-dealers) may purchase or redeem. The Fund generally issues and redeems Creation Units in exchange for a portfolio of securities (the "Deposit Securities") and/or a designated amount of U.S. cash.

Shares are listed on a national securities exchange, such as the Exchange, and individual Shares may only be bought and sold in the secondary market through brokers at market prices, rather than NAV. Because Shares trade at market prices rather than NAV, Shares may trade at a price greater than NAV (premium) or less than NAV (discount).

An investor may incur costs attributable to the difference between the highest price a buyer is willing to pay to purchase Shares (the "bid" price) and the lowest price a seller is willing to accept for Shares (the "ask" price) when buying or selling Shares in the secondary market. This difference in bid and ask prices is often referred to as the "bid-ask spread."

When available, information regarding the Fund's NAV, market price, how often Shares traded on the Exchange at a premium or discount, and bid-ask spreads can be found on the Fund's website at www.yieldmaxetfs.com.

Tax Information

Fund distributions are generally taxable as ordinary income, qualified dividend income, or capital gains (or a combination), unless an investment is in an individual retirement account ("IRA") or other tax-advantaged account. Distributions on investments made through tax-deferred arrangements may be taxed later upon withdrawal of assets from those accounts.

Financial Intermediary Compensation

If you purchase Shares through a broker-dealer or other financial intermediary (such as a bank) (an “Intermediary”), the Adviser or its affiliates may pay Intermediaries for certain activities related to the Fund, including participation in activities that are designed to make Intermediaries more knowledgeable about exchange-traded products, including the Fund, or for other activities, such as marketing, educational training, or other initiatives related to the sale or promotion of Shares. These payments may create a conflict of interest by influencing the Intermediary and your salesperson to recommend the Fund over another investment. Any such arrangements do not result in increased Fund expenses. Ask your salesperson or visit the Intermediary’s website for more information.

YieldMax™ BIIB Option Income Strategy ETF - FUND SUMMARY

Investment Objective

The Fund’s primary investment objective is to seek current income. The Fund’s secondary investment objective is to seek exposure to the share price of the common stock of Biogen Inc. (“BIIB” or “Underlying Security”), subject to a limit on potential investment gains.

Fees and Expenses of the Fund

This table describes the fees and expenses that you may pay if you buy, hold, and sell shares of the Fund (“Shares”). **You may pay other fees, such as brokerage commissions and other fees to financial intermediaries, which are not reflected in the table and Example below.**

Annual Fund Operating Expenses⁽¹⁾ (expenses that you pay each year as a percentage of the value of your investment)

Management Fee	0.99%
Distribution and Service (12b-1) Fees	None
Other Expenses ⁽²⁾	0.00%
Total Annual Fund Operating Expenses	0.99%

(1) The Fund’s investment adviser, Tidal Investments LLC (the “Adviser”), a Tidal Financial Group company, will pay, or require a sub-adviser to pay, all expenses incurred by the Fund (except for advisory fees and sub-advisory fees, as the case may be) excluding interest charges on any borrowings made for investment purposes, dividends and other expenses on securities sold short, taxes, brokerage commissions and other expenses incurred in placing orders for the purchase and sale of securities and other investment instruments, acquired fund fees and expenses, accrued deferred tax liability, distribution fees and expenses paid by the Fund under any distribution plan adopted pursuant to Rule 12b-1 under the Investment Company Act of 1940, as amended (the “1940 Act”), and litigation expenses and other non-routine or extraordinary expenses.

(2) Based on estimated amounts for the current fiscal year.

Expense Example

This Example is intended to help you compare the cost of investing in the Fund with the cost of investing in other funds. The Example assumes that you invest \$10,000 in the Fund for the time periods indicated and then redeem or hold all of your Shares at the end of those periods. The Example also assumes that your investment has a 5% return each year and that the Fund’s operating expenses remain the same. The Example does not take into account brokerage commissions that you may pay on your purchases and sales of Shares. Although your actual costs may be higher or lower, based on these assumptions your costs would be:

1 Year	3 Years
\$101	\$315

Portfolio Turnover

The Fund pays transaction costs, such as commissions, when it buys and sells securities (or “turns over” its portfolio). A higher portfolio turnover rate may indicate higher transaction costs and may result in higher taxes when Shares are held in a taxable account. These costs, which are not reflected in total annual fund operating expenses or in the expense example above, affect the Fund’s performance. Because the Fund has not commenced operations as of the date of this Prospectus, portfolio turnover information is not yet available.

Principal Investment Strategies

The Fund is an actively managed exchange-traded fund (“ETF”) that seeks current income while providing indirect exposure to the share price (*i.e.*, the price returns) of the common stock of Biogen Inc. (“BIIB” or the “Underlying Security”), subject to a limit on potential investment gains. The Fund will employ its investment strategy as it relates to BIIB regardless of whether there are periods of adverse market, economic, or other conditions and will not take temporary defensive positions during such periods. As further described below, the Fund uses either a synthetic covered call strategy or a synthetic covered call spread strategy to provide income and indirect exposure to the share price returns of BIIB, subject to a limit on potential investment gains as a result of the nature of the options strategy it employs. That is, the Fund not only seeks to generate income from its options investments but also aims to derive additional income when the value of BIIB increases. The Fund’s options contracts provide:

- indirect exposure to the share price returns of BIIB,
- current income from the option premiums, and
- a limit on the Fund’s participation in gains, if any, of the share price returns of BIIB.

For more information, see sections “The Fund’s Use of Underlying Security Option Contracts,” “Synthetic Covered Call Strategy” and “Synthetic Covered Call Spread Strategy” below.

Why invest in the Fund?

- The Fund seeks to generate monthly income, which is not dependent on the price appreciation of the Underlying Security.
- The Fund seeks to participate in a portion of the gains experienced by the Underlying Security.

That is, although the Fund may not fully participate in gains in the Underlying Security’s stock price, the Fund’s portfolio is designed to generate income.

An Investment in the Fund is not an investment in the Underlying Security.

- **The Fund’s strategy will capture only a portion of its potential gains if the Underlying Security’s stock price increase in value.**
- **The Fund’s strategy is subject to all potential losses if the Underlying Security’s stock price decrease in value, which may not be offset by income received by the Fund.**
- The Fund does not invest directly in the Underlying Security.
- Fund shareholders are not entitled to any Underlying Security dividends.

Additional information regarding the Underlying Security is also set forth below.

The Fund’s Use of Underlying Security Option Contracts

As part of the Fund’s synthetic covered call strategy and synthetic covered call spread strategy, the Fund will purchase and sell a combination of standardized exchange-traded and FLEXible EXchange® (“FLEX”) call and put option contracts that are based on the value of the price returns of the Underlying Security.

- In general, an option contract gives the purchaser of the option contract the right to purchase (for a call option) or sell (for a put option) the underlying asset (like shares of the Underlying Security) at a specified price (the “strike price”).
- If exercised, an option contract obligates the seller to deliver shares (for a sold or “short” call) or buy shares (for a sold or “short” put) of the underlying asset at a specified price (the “strike price”).
- Options contracts must be exercised or traded to close within a specified time frame, or they expire. See the chart in section “Fund Portfolio” below for a description of the option contracts utilized by the Fund.

Standardized exchange-traded options include standardized terms. FLEX options are also exchange-traded, but they allow for customizable terms (e.g., the strike price can be negotiated). For more information on FLEX options, see “Additional Information about the Funds – Exchange Traded Options Portfolio.”

The Fund’s options contracts are based on the value of the Underlying Security, which gives the Fund the right or obligation to receive or deliver shares of the Underlying Security on the expiration date of the applicable option contract in exchange for the stated strike price, depending on whether the option contract is a call option or a put option, and whether the Fund purchases or sells the option contract.

Synthetic Covered Call Strategy

In seeking to achieve its investment objective, the Fund may implement a “*synthetic* covered call” strategy using the standardized exchange-traded and FLEX options described above.

- A *traditional* covered call strategy is an investment strategy where an investor (the Fund) sells a call option on an underlying security it owns.
- A *synthetic* covered call strategy is similar to a traditional covered call strategy in that the investor sells a call option that is based on the value of the underlying security. However, in a synthetic covered call strategy, the investor (the Fund) does not own the underlying security, but rather seeks to *synthetically* replicate 100% of the price movements of the underlying security through the use of various investment instruments.

The Fund’s synthetic covered call strategies consists of the following three elements, each of which is described in greater detail farther below:

- Synthetic long exposure to the Underlying Security, which allows the Fund to seek to participate in the changes, up or down, in the price of shares of the Underlying Security.

- Covered call writing (where the Underlying Security’s call options are sold against the synthetic long portion of the strategy), which allows the Fund to generate income.
- U.S. Treasuries, which are used for collateral for the options, and which also generate income.

1. Synthetic Long Exposure

To achieve a synthetic long exposure to the Underlying Security, the Fund will buy the Underlying Security’s call options and, simultaneously, sell the Underlying Security’s put options to try to replicate the price movements of the Underlying Security. The call options purchased by the Fund and the put options sold by the Fund will generally have one-month to six-month terms and strike prices that are approximately equal to the then-current share price of the Underlying Security at the time the contracts are purchased and sold, respectively. The combination of the long call options and sold put options provides the Fund with indirect investment exposure equal to approximately 100% of the Underlying Security for the duration of the applicable options exposure.

2. Covered Call Strategies

Covered Call Strategy

As part of its strategy, the Fund will write (sell) call option contracts on the Underlying Security to generate income. Since the Fund does not directly own the Underlying Security, these written call options will be sold short (i.e., selling a position it does not currently own). The Fund will seek to participate in the share price appreciation of the Underlying Security, if any. However, due to the nature of covered call strategies, the Fund’s participation may be subject to a cap (as described below). In this strategy, the call options written (sold) by the Fund will generally have 1- month or less expiration dates (the “Call Period”) and generally have a strike price that is approximately 0%-15% above the then-current share price of the Underlying Security.

It is important to note that the sale of the Underlying Security call option contracts will limit the Fund’s participation in the appreciation in the Underlying Security’s stock price. If the stock price of the Underlying Security increases, the above-referenced synthetic long exposure alone would allow the Fund to experience similar percentage gains. However, if the Underlying Security’s stock price appreciates beyond the strike price of one or more of the sold (short) call option contracts, the Fund will lose money on those short call positions, and the losses will, in turn, limit the upside return of the Fund’s synthetic long exposure. As a result, the Fund’s overall strategy (i.e., the combination of the synthetic long exposure to the Underlying Security and the sold (short) the Underlying Security call positions) will limit the Fund’s participation in gains in the Underlying Security’s stock price beyond a certain point.

Covered Call Spread Strategy

The Adviser will employ the Covered Call Spread Strategy when it believes it is a better strategy for the Fund as compared to the Covered Call Strategy. The Fund may write (sell) credit call spreads (described below) rather than stand-alone call option contracts to seek greater participation in the potential appreciation of its Underlying Security’s share price, while still generating net premium income. The Adviser will primarily employ this covered call spread strategy when it believes that the share price of its Underlying Security is likely to rise significantly in the short term (e.g., following a substantial selloff or overall positive market news). Additionally, the Adviser may use this strategy in other scenarios (e.g., if the market is undervaluing further out-of-the-money options relative to near-the-money options), where it believes the use of credit call spreads may prove more advantageous to the Fund’s total return than the covered call strategy.

A credit call spread involves selling a call option while simultaneously buying a call option with a higher strike price, both with the same expiration date. By writing credit call spreads, the Fund can potentially offset losses incurred from its short call positions if the Underlying Security’s share price rises above the strike price.

3. U.S. Treasuries

The Fund will hold short-term U.S. Treasury securities as collateral in connection with the Fund’s synthetic covered call strategy.

The Fund intends to continuously maintain indirect exposure to the Underlying Security through the use of options contracts. As the options contracts it holds are exercised or expire it may enter into new options contracts, a practice referred to as “rolling.” The Fund’s practice of rolling options may result in high portfolio turnover.

Fund’s Monthly Distributions

The Fund will seek to provide monthly income in the form of cash distributions. The Fund will seek to generate such income in the following ways:

- Writing (selling) call option contracts on its Underlying Security as described above. The income comes mainly from the option premiums received from these option sales. A premium, in this context, refers to the price the option buyer pays to the option seller (the Fund) for the rights granted by the option. The amount of these premiums is largely affected by the fluctuations in the Underlying Security’s stock prices. However, other elements like interest rates can also influence the income level.
- Investing in short-term U.S. Treasury securities. The income generated by these securities will be influenced by interest rates at the time of investment.
- In addition to the income-seeking methodologies stated in the Prospectus, the Fund’s use of the Synthetic Covered Call Spread Strategy may occasionally allow it to capture a substantial portion of any significant increase in the price of its Underlying Security. When this happens, the Fund could receive profits exceeding the initial cost of the call options, and the Fund’s distributions may include some of those profits.

Fund’s Return Profile vs its Underlying Security

For the reasons stated above, the Fund’s performance will differ from that of the Underlying Security’s stock price. The performance differences will depend on, among other things, the price of the Underlying Security, changes in the value of the the Underlying Security options contracts the Fund holds, and changes in the value of the U.S. Treasuries.

Fund Portfolio

Principal Holdings		
Portfolio Holdings (All options are based on the value of the Underlying Security)	Investment Terms	Expected Target Maturity
Purchased call option contracts	<p>“at-the-money” (<i>i.e.</i>, the strike price is equal to the then-current share price of the Underlying Security at the time of purchase) to provide indirect exposure to positive price returns of the Underlying Security.</p> <p>If the Underlying Security share price increases, these options will generate corresponding increases to the Fund.</p>	1-month to 6-month expiration dates
Sold put option contracts	<p>“at-the-money” (<i>i.e.</i>, the strike price is equal to the then-current share price of the Underlying Security at the time of sale).</p> <p>They are sold to help pay for the purchased call options described above.</p> <p>However, the sold put option contracts provide exposure to the full extent of any share price losses experienced by the Underlying Security.</p>	1-month to 6-month expiration dates
Sold (short) call option contracts (<i>Covered Call Strategy</i>)	<p>The strike price is approximately 0%-15% more than the then-current share price of the Underlying Security at the time of sale.</p> <p>They generate current income. However, they also limit some potential positive returns that the Fund may have otherwise experienced from gains in the Underlying Security’s share price.</p>	1-month or less expiration dates
Sold (short) call option contracts (<i>Covered Call Spread Strategy</i>)	<p>The strike price is approximately 0%-15% more than the then-current share price of the Fund’s Underlying Security at the time of sale.</p> <p>Sold call option contracts provide inverse exposure to the full extent of any increases in the value experienced by the Fund’s Underlying Security, minus the premium received.</p>	1-month or less expiration dates
Purchased call option contracts (<i>Covered Call Spread Strategy</i>)	<p>“out-of-the-money” (<i>i.e.</i>, the strike price is above the strike price of the corresponding Covered Call Spread Strategy sold call).</p> <p>Bought call option contracts provide exposure to the full extent of any increases in the value experienced by the Fund’s Underlying Security above the option’s strike price.</p>	1-month or less expiration dates
U.S Treasury Securities and Cash	Multiple series of U.S. Treasury Bills supported by the full faith and credit of the U.S. government.	6-month to 2-year maturities

	<p>These instruments are used as collateral for the Fund’s derivative investments.</p> <p>They will also generate income.</p>	
--	---	--

The market value of the cash and treasuries held by the Fund is expected to be between 50% and 100% of the Fund’s net assets and the market value of the options package is expected to be between 0% and 50% of the Fund’s net assets. In terms of notional value, the combination of these investment instruments provides investment exposure to BIIB equal to at least 100% of the Fund’s total assets.

Under normal circumstances, the Fund will invest at least 80% of its net assets, plus borrowings for investment purposes, in securities and financial instruments that provide indirect exposure to BIIB.

The Fund is classified as “non-diversified” under the 1940 Act.

There is no guarantee that the Fund’s investment strategy will be properly implemented, and an investor may lose some or all of its investment.

Biogen Inc. (“BIIB”)

BIIB is a global biopharmaceutical company focused on discovering, developing and delivering innovative therapies for treating neurological and neurodegenerative diseases worldwide. BIIB is listed on The Nasdaq Global Select Market. Per BIIB’s most recent Form 10-K filing, the aggregate market value of common stock, as of the most recent available data at time of drafting this prospectus (June 30, 2024), held by non-affiliates of BIIB was \$33.7 billion.

BIIB is registered under the Securities Exchange Act of 1934, as amended (the “Exchange Act”). Information provided to or filed with the SEC by BIIB pursuant to the Exchange Act can be located by reference to the SEC file number 0-19311 through the SEC’s website at www.sec.gov. In addition, information regarding BIIB may be obtained from other sources including, but not limited to, press releases, newspaper articles and other publicly disseminated documents.

This document relates only to the securities offered hereby and does not relate to BIIB or other securities of BIIB. The Fund has derived all disclosures contained in this document regarding BIIB from publicly available documents. None of the Fund, the Trust, the Adviser, or their respective affiliates has participated in the preparation of such publicly available offering documents or made any due diligence inquiry regarding such documents with respect to BIIB. None of the Fund, the Trust, the Adviser, or their respective affiliates makes any representation that such publicly available documents or any other publicly available information regarding BIIB is accurate or complete. Furthermore, the Fund cannot give any assurance that all events occurring prior to the date hereof (including events that would affect the accuracy or completeness of the publicly available documents described above) that would affect the trading price of BIIB (and therefore the price of BIIB at the time we price the securities) have been publicly disclosed. Subsequent disclosure of any such events or the disclosure of or failure to disclose material future events concerning BIIB could affect the value received with respect to the securities and therefore the value of the securities.

None of the Fund, the Trust, the Adviser or their respective affiliates makes any representation to you as to the performance of BIIB.

THE FUND, TRUST AND ADVISER ARE NOT AFFILIATED WITH BIIB.

Due to the Fund’s investment strategy, the Fund’s investment exposure is concentrated in (or substantially exposed to) the same industry as that assigned to BIIB. As of the date of the Prospectus, BIIB is assigned to the biotechnology industry.

Principal Investment Risks

The principal risks of investing in the Fund are summarized below. As with any investment, there is a risk that you could lose all or a portion of your investment in the Fund. Some or all of these risks may adversely affect the Fund’s net asset value (“NAV”) per share, trading price, yield, total return, and/or ability to meet its objective. For more information about the risks of investing in the Fund, see the section in the Fund’s Prospectus titled “Additional Information About the Funds—Principal Risks of Investing in the Funds.”

An investment in the Fund entails risk. The Fund may not achieve its investment objective and there is a risk that you could lose all of your money invested in the Fund. The Fund is not a complete investment program. It is important that investors closely review all of the risks listed below and understand them before making an investment in the Fund.

Each risk summarized below is considered a “principal risk” of investing in the Fund, regardless of the order in which they appear.

BIIB Risk. The Fund invests in options contracts that are based on the value of BIIB. This subjects the Fund to certain of the same risks as if it owned shares of BIIB, even though it does not. By virtue of the Fund’s investments in options contracts that are based on the value of BIIB, the Fund may also be subject to the following risks:

Indirect Investment in BIIB Risk. BIIB is not affiliated with the Trust, the Fund, the Adviser or their respective affiliates and is not involved with this offering in any way and has no obligation to consider your Shares in taking any corporate actions that might affect the value of Shares. Investors in the Fund will not have voting rights and will not be able to influence the management of BIIB but will be exposed to the performance of BIIB (the underlying stock). Investors in the Fund will not have rights to receive dividends or other distributions or any other rights with respect to the underlying stock but will be subject to declines in the performance of the underlying stock.

BIIB Trading Risk. The trading price of BIIB may be highly volatile and could continue to be subject to wide fluctuations in response to various factors. The stock market in general, and the market for biotechnology companies in particular, has experienced extreme price and volume fluctuations that have often been unrelated or disproportionate to the operating performance of those companies. In particular, a large proportion of BIIB may be traded by short sellers which may put pressure on the supply and demand for the common stock of BIIB, further influencing volatility in its market price. Public perception and other factors outside of the control of BIIB may additionally impact BIIB's stock price due to BIIB garnering a disproportionate degree of public attention, regardless of actual operating performance. In addition, in the past, following periods of volatility in the overall market and the market price of a particular company's securities, securities class action litigation has often been instituted against companies such as these. Moreover, stockholder litigation like this has been filed against BIIB in the past. While BIIB continues to defend such actions, any judgment against BIIB, or any future stockholder litigation could result in substantial costs and a diversion of the management of BIIB's attention and resources. If BIIB trading is halted, trading in Shares of the BIIB Fund may be impacted, either temporarily or indefinitely.

BIIB Performance Risk. BIIB may fail to meet its publicly announced guidelines or other expectations about its business, which could cause the price of BIIB to decline. BIIB provides guidance regarding its expected financial and business performance, such as projections regarding sales and production, as well as anticipated future revenues, gross margins, profitability and cash flows. Correctly identifying key factors affecting business conditions and predicting future events is inherently an uncertain process, and the guidance BIIB provides may not ultimately be accurate and has in the past been inaccurate in certain respects, such as the timing of new product manufacturing ramps. The guidance is based on certain assumptions such as those relating to global and local economic conditions, anticipated production and sales volumes (which generally are not linear throughout a given period), average sales prices, supplier and commodity costs, and planned cost reductions. If BIIB's guidance is not accurate or varies from actual results due to its inability to meet the assumptions or the impact on its financial performance that could occur as a result of various risks and uncertainties, the market value of common stock issued by BIIB could decline significantly.

Biotechnology Industry Risk. The biotechnology industry faces numerous risks, encompassing a range of regulatory, scientific, operational, and market-related challenges. Key among these are the heavy regulatory scrutiny and the high cost of research and development, with no guarantee of return, given that a significant percentage of drug candidates fail during clinical trials. Additionally, the industry grapples with the complexities of patent protection and the subsequent threat of generic competition once these protections expire. Manufacturing issues and supply chain disruptions can also have a substantial impact on a company's ability to produce and distribute drugs. Market acceptance and competition from other drugs or treatments further influence a drug's profitability. Moreover, legal and reputational risks, such as those arising from potential side effects or product recalls, can lead to significant financial and reputational damage. All these factors contribute to a volatile risk landscape for the biotechnology industry.

Derivatives Risk. Derivatives are financial instruments that derive value from the underlying reference asset or assets, such as stocks, bonds, or funds (including ETFs), interest rates or indexes. The Fund's investments in derivatives may pose risks in addition to, and greater than, those associated with directly investing in securities or other ordinary investments, including risk related to the market, imperfect correlation with underlying investments or the Fund's other portfolio holdings, higher price volatility, lack of availability, counterparty risk, liquidity, valuation and legal restrictions. The use of derivatives is a highly specialized activity that involves investment techniques and risks different from those associated with ordinary portfolio securities transactions. The use of derivatives may result in larger losses or smaller gains than directly investing in securities. When the Fund uses derivatives, there may be an imperfect correlation between the value of BIIB and the derivative, which may prevent the Fund from achieving its investment objective. Because derivatives often require only a limited initial investment, the use of derivatives may expose the Fund to losses in excess of those amounts initially invested. In addition, the Fund's investments in derivatives are subject to the following risks:

Options Contracts. The use of options contracts involves investment strategies and risks different from those associated with ordinary portfolio securities transactions. The prices of options are volatile and are influenced by, among other things, actual and anticipated changes in the value of the underlying instrument, including the anticipated volatility, which are affected by fiscal and monetary policies and by national and international political, changes in the actual or implied volatility or the reference asset, the time remaining until the expiration of the option contract and economic events. For the Fund in particular, the value of the options contracts in which it invests are substantially influenced by the value of BIIB. The fund may experience substantial downside from specific option positions and certain option positions held by the Fund may expire worthless. The options held by the Fund are exercisable at the strike price on their expiration date. As an option approaches its expiration date,

its value typically increasingly moves with the value of the underlying instrument. However, prior to such date, the value of an option generally does not increase or decrease at the same rate as the underlying instrument. There may at times be an imperfect correlation between the movement in the values of options contracts and the underlying instrument, and there may at times not be a liquid secondary market for certain options contracts. The value of the options held by the Fund will be determined based on market quotations or other recognized pricing methods. Additionally, as the Fund intends to continuously maintain indirect exposure to BIIB through the use of options contracts, as the options contracts it holds are exercised or expire it will enter into new options contracts, a practice referred to as “rolling.” If the expiring options contracts do not generate proceeds enough to cover the cost of entering into new options contracts, the Fund may experience losses.

Counterparty Risk. The Fund is subject to counterparty risk by virtue of its investments in options contracts. Transactions in some types of derivatives, including options, are required to be centrally cleared (“cleared derivatives”). In a transaction involving cleared derivatives, the Fund’s counterparty is a clearing house rather than a bank or broker. Since the Fund is not a member of clearing houses and only members of a clearing house (“clearing members”) can participate directly in the clearing house, the Fund will hold cleared derivatives through accounts at clearing members. In cleared derivatives positions, the Fund will make payments (including margin payments) to and receive payments from a clearing house through their accounts at clearing members. Customer funds held at a clearing organization in connection with any options contracts are held in a commingled omnibus account and are not identified to the name of the clearing member’s individual customers. As a result, assets deposited by the Fund with any clearing member as margin for options may, in certain circumstances, be used to satisfy losses of other clients of the Fund’s clearing member. In addition, although clearing members guarantee performance of their clients’ obligations to the clearing house, there is a risk that the assets of the Fund might not be fully protected in the event of the clearing member’s bankruptcy, as the Fund would be limited to recovering only a pro rata share of all available funds segregated on behalf of the clearing member’s customers for the relevant account class. The Fund is also subject to the risk that a limited number of clearing members are willing to transact on the Fund’s behalf, which heightens the risks associated with a clearing member’s default. This risk is greater for the Fund as it seeks to hold options contracts on a single security, and not a broader range of options contracts, which may limit the number of clearing members that are willing to transact on the Fund’s behalf. If a clearing member defaults the Fund could lose some or all of the benefits of a transaction entered into by the Fund with the clearing member. If the Fund cannot find a clearing member to transact with on the Fund’s behalf, the Fund may be unable to effectively implement its investment strategy.

Price Participation Risk. The Fund employs an investment strategy that includes the sale of call option contracts, which limits the degree to which the Fund will participate in increases in value experienced by BIIB over the Call Period. This means that if BIIB experiences an increase in value above the strike price of the sold call options during a Call Period, the Fund will likely not experience that increase to the same extent and may significantly underperform BIIB over the Call Period. Additionally, because the Fund is limited in the degree to which it will participate in increases in value experienced by BIIB over each Call Period, but has full exposure to any decreases in value experienced by BIIB over the Call Period, the NAV of the Fund may decrease over any given time period. The Fund’s NAV is dependent on the value of each options portfolio, which is based principally upon the performance of BIIB. The degree of participation in BIIB gains the Fund will experience will depend on prevailing market conditions, especially market volatility, at the time the Fund enters into the sold call option contracts and will vary from Call Period to Call Period. The value of the options contracts is affected by changes in the value and dividend rates of BIIB, changes in interest rates, changes in the actual or perceived volatility of BIIB and the remaining time to the options’ expiration, as well as trading conditions in the options market. As the price of BIIB changes and time moves towards the expiration of each Call Period, the value of the options contracts, and therefore the Fund’s NAV, will change. However, it is not expected for the Fund’s NAV to directly correlate on a day-to-day basis with the returns of BIIB. The amount of time remaining until the options contract’s expiration date affects the impact of the potential options contract income on the Fund’s NAV, which may not be in full effect until the expiration date of the Fund’s options contracts. Therefore, while changes in the price of the BIIB will result in changes to the Fund’s NAV, the Fund generally anticipates that the rate of change in the Fund’s NAV will be different than that experienced by BIIB.

Distribution Risk. As part of the Fund’s investment objective, the Fund seeks to provide current monthly income. There is no assurance that the Fund will make a distribution in any given month. If the Fund does make distributions, the amounts of such distributions will likely vary greatly from one distribution to the next. Additionally, the monthly distributions, if any, may consist of returns of capital, which would decrease the Fund’s NAV and trading price over time. As a result, an investor may suffer significant losses to their investment. In addition, the underlying stock may pay dividends, the Fund’s returns will not include any dividends paid by the underlying stock, and any income generated by the Fund may be less than the income generated by a direct investment in the underlying stock.

NAV Erosion Risk Due to Distributions. When the Fund makes a distribution, the Fund’s NAV will typically drop by the amount of the distribution on the related ex-dividend date. The repeated payment of distributions by the Fund, if any, may significantly erode the Fund’s NAV and trading price over time. As a result, an investor may suffer significant losses to their investment. In addition, the underlying stock may pay dividends, the Fund’s returns will not include any dividends paid by the underlying stock, and any income generated by the Fund may be less than the income generated by a direct investment in the underlying stock.

Call Strategy Risks. The path dependency (i.e., the continued use) of the Fund’s call writing strategy will impact the extent that the Fund participates in the positive price returns of BIIB and, in turn, the Fund’s returns, both during the term of the sold call options and

over longer time periods. If, for example, each month the Fund were to sell 7% out-of-the-money call options having a one-month term, the Fund's participation in the positive price returns of BIIB will be capped at 7% in any given month. However, over a longer period (e.g., 5 months), the Fund should not be expected to participate fully in the first 35% (i.e., 5 months x 7%) of the positive price returns of BIIB, or the Fund may even lose money, even if the BIIB share price has appreciated by at least that much over such period, if during any month over that period BIIB had a return less than 7%. This example illustrates that both the Fund's participation in the positive price returns of BIIB and its returns will depend not only on the price of BIIB but also on the path that BIIB takes over time.

Additionally, when implementing the Covered Call Spread Strategy, the use of credit call spreads introduces further complexities and risks. While purchasing a higher-strike call option limits potential losses from the short call position, it also reduces the net premium received, which may result in lower overall returns compared to a stand-alone covered call strategy. If the price of the Underlying Security rises rapidly, the call spread may still cap upside participation, leading to missed profit opportunities. Furthermore, market conditions, such as mispricing between near-the-money and further out-of-the-money options, may impact the effectiveness of the strategy, potentially resulting in lower-than-expected returns or increased losses. The relative pricing of options at different strike levels can vary due to volatility shifts, liquidity constraints, or other market dynamics, adding an additional layer of uncertainty to the Fund's performance under this strategy.

ETF Risks.

Authorized Participants, Market Makers, and Liquidity Providers Concentration Risk. The Fund has a limited number of financial institutions that are authorized to purchase and redeem Shares directly from the Fund (known as "Authorized Participants" or "APs"). In addition, there may be a limited number of market makers and/or liquidity providers in the marketplace. To the extent either of the following events occur, Shares may trade at a material discount to NAV and possibly face delisting: (i) APs exit the business or otherwise become unable to process creation and/or redemption orders and no other APs step forward to perform these services; or (ii) market makers and/or liquidity providers exit the business or significantly reduce their business activities and no other entities step forward to perform their functions.

Cash Redemption Risk. The Fund's investment strategy may require it to redeem Shares for cash or to otherwise include cash as part of its redemption proceeds. For example, the Fund may not be able to redeem in-kind certain securities held by the Fund (e.g., derivative instruments). In such a case, the Fund may be required to sell or unwind portfolio investments to obtain the cash needed to distribute redemption proceeds. This may cause the Fund to recognize a capital gain that it might not have recognized if it had made a redemption in-kind. As a result, the Fund may pay out higher annual capital gain distributions than if the in-kind redemption process was used. By paying out higher annual capital gain distributions, investors may be subjected to increased capital gains taxes. Additionally, there may be brokerage costs or taxable gains or losses that may be imposed on the Fund in connection with a cash redemption that may not have occurred if the Fund had made a redemption in-kind. These costs could decrease the value of the Fund to the extent they are not offset by a transaction fee payable by an AP.

Costs of Buying or Selling Shares. Due to the costs of buying or selling Shares, including brokerage commissions imposed by brokers and bid-ask spreads, frequent trading of Shares may significantly reduce investment results and an investment in Shares may not be advisable for investors who anticipate regularly making small investments.

Management Risk. The Fund is subject to management risk because it is an actively managed portfolio. In managing the Fund's investment portfolio, the portfolio managers will apply investment techniques and risk analyses that may not produce the desired result. There can be no guarantee that the Fund will meet its investment objective.

Shares May Trade at Prices Other Than NAV. As with all ETFs, Shares may be bought and sold in the secondary market at market prices. Although it is expected that the market price of Shares will approximate the Fund's NAV, there may be times when the market price of Shares is more than the NAV intra-day (premium) or less than the NAV intra-day (discount) due to supply and demand of Shares or during periods of market volatility. This risk is heightened in times of market volatility, periods of steep market declines, and periods when there is limited trading activity for Shares in the secondary market, in which case such premiums or discounts may be significant.

Trading. Although Shares are listed on a national securities exchange, such as NYSE Arca, Inc. (the "Exchange"), and may be traded on U.S. exchanges other than the Exchange, there can be no assurance that an active trading market for the Shares will develop or be maintained or that the Shares will trade with any volume, or at all, on any stock exchange. This risk may be greater for the Fund as it seeks to have indirect exposure to a single underlying stock as opposed to a more diverse portfolio like a traditional pooled investment. In stressed market conditions, the liquidity of Shares may begin to mirror the liquidity of the Fund's underlying portfolio holdings, which can be significantly less liquid than Shares. Shares trade on the Exchange at a market price that may be below, at or above the Fund's NAV. Trading in Shares on the Exchange may be halted due to market conditions or for reasons that, in the view of the Exchange, make trading in Shares inadvisable. In addition, trading in Shares on the Exchange is subject to trading halts caused by extraordinary market volatility pursuant to the Exchange "circuit breaker" rules. There can be no assurance that the requirements of the Exchange necessary to maintain the listing of the Fund will continue to be met or will remain unchanged. In the event of an unscheduled market close for options contracts that reference

a single stock, such as BIIB's securities being halted or a market wide closure, settlement prices will be determined by the procedures of the listing exchange of the options contracts. As a result, the Fund could be adversely affected and be unable to implement its investment strategies in the event of an unscheduled closing.

High Portfolio Turnover Risk. The Fund may actively and frequently trade all or a significant portion of the Fund's holdings. A high portfolio turnover rate increases transaction costs, which may increase the Fund's expenses. Frequent trading may also cause adverse tax consequences for investors in the Fund due to an increase in short-term capital gains.

Inflation Risk. Inflation risk is the risk that the value of assets or income from investments will be less in the future as inflation decreases the value of money. As inflation increases, the present value of the Fund's assets and distributions, if any, may decline.

Liquidity Risk. Some securities held by the Fund, including options contracts, may be difficult to sell or be illiquid, particularly during times of market turmoil. This risk is greater for the Fund as it will hold options contracts on a single security, and not a broader range of options contracts. Markets for securities or financial instruments could be disrupted by a number of events, including, but not limited to, an economic crisis, natural disasters, epidemics/pandemics, new legislation or regulatory changes inside or outside the United States. Illiquid securities may be difficult to value, especially in changing or volatile markets. If the Fund is forced to sell an illiquid security at an unfavorable time or price, the Fund may be adversely impacted. Certain market conditions or restrictions, such as market rules related to short sales, may prevent the Fund from limiting losses, realizing gains or achieving a high correlation with BIIB. There is no assurance that a security that is deemed liquid when purchased will continue to be liquid. Market illiquidity may cause losses for the Fund.

Market Events Risk. The Fund's investments are subject to changes in general economic conditions, general market fluctuations and the risks inherent in investment in securities and other financial instruments. Investment markets can be volatile and prices of investments can change substantially due to various factors including, but not limited to, economic growth or recession, changes in interest rates, inflation, changes in the actual or perceived creditworthiness of issuers, and general market liquidity. The Fund is subject to the risk that geopolitical events will disrupt securities and other financial markets and adversely affect global economies and markets. Local, regional or global events such as war, military conflicts, acts of terrorism, natural disasters, the spread of infectious illness or other public health issues, or other events could have a significant impact on the Fund and its investments. Continuing uncertainties regarding interest rates, rising inflation, political events, rising government debt in the U.S. and trade tensions also contribute to market volatility. Conflict, loss of life and disaster connected to ongoing armed conflict between Ukraine and Russia in Europe and between Israel and Hamas in the Middle East could have severe adverse effects on the related region, including significant adverse effects on the regional or global economies and the markets for certain securities. The U.S. and the European Union have imposed sanctions on certain Russian individuals and companies, including certain financial institutions, and have limited certain exports and imports to and from Russia. These conflicts have contributed to recent market volatility and may continue to do so.

Money Market Instrument Risk. The Fund may use a variety of money market instruments for cash management purposes, including money market funds, depository accounts and repurchase agreements. Repurchase agreements are contracts in which a seller of securities agrees to buy the securities back at a specified time and price. Repurchase agreements may be subject to market and credit risk related to the collateral securing the repurchase agreement. Money market instruments, including money market funds, may lose money through fees or other means.

New Fund Risk. The Fund is a recently organized management investment company with no operating history. As a result, prospective investors do not have a track record or history on which to base their investment decisions.

Non-Diversification Risk. Because the Fund is "non-diversified," it may invest a greater percentage of its assets in the securities of a single issuer or a smaller number of issuers than if it was a diversified fund. As a result, a decline in the value of an investment in a single issuer or a smaller number of issuers could cause the Fund's overall value to decline to a greater degree than if the Fund held a more diversified portfolio. This may increase the Fund's volatility and cause the performance of a relatively smaller number of issuers to have a greater impact on the Fund's performance.

Operational Risk. The Fund is subject to risks arising from various operational factors, including, but not limited to, human error, processing and communication errors, errors of the Fund's service providers, counterparties or other third-parties, failed or inadequate processes and technology or systems failures. The Fund relies on third-parties for a range of services, including custody. Any delay or failure relating to engaging or maintaining such service providers may affect the Fund's ability to meet its investment objective. Although the Fund, and Adviser seek to reduce these operational risks through controls and procedures, there is no way to completely protect against such risks.

Single Issuer Risk. Issuer-specific attributes may cause an investment in the Fund to be more volatile than a traditional pooled investment which diversifies risk or the market generally. The value of the Fund, which focuses on an individual security (BIIB), may be more volatile than a traditional pooled investment or the market as a whole and may perform differently from the value of a traditional pooled investment or the market as a whole.

Tax Risk. The Fund intends to elect and to qualify each year to be treated as a RIC under Subchapter M of the Code. As a RIC, the Fund will not be subject to U.S. federal income tax on the portion of its net investment income and net capital gain that it distributes to

Shareholders, provided that it satisfies certain requirements of the Code. If the Fund does not qualify as a RIC for any taxable year and certain relief provisions are not available, the Fund's taxable income will be subject to tax at the Fund level and to a further tax at the shareholder level when such income is distributed. To comply with the asset diversification test applicable to a RIC, the Fund will attempt to ensure that the value of options it holds is never 25% of the total value of Fund assets at the close of any quarter. In particular, in combination with the Fund's use of a "synthetic" strategy (i.e., purchasing exposure to the underlying stock through a combination of put and call options), the Fund maintains a portfolio of treasury securities, which are expected to enable the Fund to meet the diversification requirements. If the Fund's investments in options were to exceed 25% of the Fund's total assets at the end of a tax quarter, the Fund, generally, has a grace period to cure such lack of compliance. If the Fund fails to timely cure, it may no longer be eligible to be treated as a RIC.

U.S. Government and U.S. Agency Obligations Risk. The Fund may invest in securities issued by the U.S. government or its agencies or instrumentalities. U.S. Government obligations include securities issued or guaranteed as to principal and interest by the U.S. Government, its agencies or instrumentalities, such as the U.S. Treasury. Payment of principal and interest on U.S. Government obligations may be backed by the full faith and credit of the United States or may be backed solely by the issuing or guaranteeing agency or instrumentality itself. In the latter case, the investor must look principally to the agency or instrumentality issuing or guaranteeing the obligation for ultimate repayment, which agency or instrumentality may be privately owned. There can be no assurance that the U.S. Government would provide financial support to its agencies or instrumentalities (including government-sponsored enterprises) where it is not obligated to do so.

Performance

Performance information for the Fund is not included because the Fund has not completed a full calendar year of operations as of the date of this Prospectus. When such information is included, this section will provide some indication of the risks of investing in the Fund by showing changes in the Fund's performance history from year to year and showing how the Fund's average annual total returns compare with those of a broad measure of market performance. Although past performance of the Fund is no guarantee of how it will perform in the future, historical performance may give you some indication of the risks of investing in the Fund. Updated performance information will be available on the Fund's website at www.yieldmaxetfs.com.

Management

Investment Adviser: Tidal Investments LLC (the "Adviser") serves as investment adviser to the Fund.

Portfolio Managers:

The following individuals are jointly and primarily responsible for the day-to-day management of the Fund.

Jay Pestrighelli, Portfolio Manager for the Adviser, has been a portfolio manager of the Fund since its inception in 2025.

Qiao Duan, CFA, Portfolio Manager for the Adviser, has been a portfolio manager of the Fund since its inception in 2025.

Charles A. Ragauss, CFA, Portfolio Manager for the Adviser, has been a portfolio manager of the Fund since its inception in 2025.

CFA[®] is a registered trademark owned by the CFA Institute.

Purchase and Sale of Shares

The Fund issues and redeems Shares at NAV only in large blocks known as "Creation Units," which only Authorized Participants (APs) (typically, broker-dealers) may purchase or redeem. The Fund generally issues and redeems Creation Units in exchange for a portfolio of securities (the "Deposit Securities") and/or a designated amount of U.S. cash.

Shares are listed on a national securities exchange, such as the Exchange, and individual Shares may only be bought and sold in the secondary market through brokers at market prices, rather than NAV. Because Shares trade at market prices rather than NAV, Shares may trade at a price greater than NAV (premium) or less than NAV (discount).

An investor may incur costs attributable to the difference between the highest price a buyer is willing to pay to purchase Shares (the "bid" price) and the lowest price a seller is willing to accept for Shares (the "ask" price) when buying or selling Shares in the secondary market. This difference in bid and ask prices is often referred to as the "bid-ask spread."

When available, information regarding the Fund's NAV, market price, how often Shares traded on the Exchange at a premium or discount, and bid-ask spreads can be found on the Fund's website at www.yieldmaxetfs.com.

Tax Information

Fund distributions are generally taxable as ordinary income, qualified dividend income, or capital gains (or a combination), unless an investment is in an individual retirement account (“IRA”) or other tax-advantaged account. Distributions on investments made through tax-deferred arrangements may be taxed later upon withdrawal of assets from those accounts.

Financial Intermediary Compensation

If you purchase Shares through a broker-dealer or other financial intermediary (such as a bank) (an “Intermediary”), the Adviser or its affiliates may pay Intermediaries for certain activities related to the Fund, including participation in activities that are designed to make Intermediaries more knowledgeable about exchange-traded products, including the Fund, or for other activities, such as marketing, educational training, or other initiatives related to the sale or promotion of Shares. These payments may create a conflict of interest by influencing the Intermediary and your salesperson to recommend the Fund over another investment. Any such arrangements do not result in increased Fund expenses. Ask your salesperson or visit the Intermediary’s website for more information.

YieldMax™ BRK.B Option Income Strategy ETF - FUND SUMMARY

Investment Objective

The Fund’s primary investment objective is to seek current income. The Fund’s secondary investment objective is to seek exposure to the share price of the common stock of Berkshire Hathaway Inc. (“BRK.B” or “Underlying Security”), subject to a limit on potential investment gains.

Fees and Expenses of the Fund

This table describes the fees and expenses that you may pay if you buy, hold, and sell shares of the Fund (“Shares”). **You may pay other fees, such as brokerage commissions and other fees to financial intermediaries, which are not reflected in the table and Example below.**

Annual Fund Operating Expenses⁽¹⁾ (expenses that you pay each year as a percentage of the value of your investment)

Management Fee	0.99%
Distribution and Service (12b-1) Fees	None
Other Expenses ⁽²⁾	0.00%
Total Annual Fund Operating Expenses	<u>0.99%</u>

(1) The Fund’s investment adviser, Tidal Investments LLC (the “Adviser”), a Tidal Financial Group company, will pay, or require a sub-adviser to pay, all expenses incurred by the Fund (except for advisory fees and sub-advisory fees, as the case may be) excluding interest charges on any borrowings made for investment purposes, dividends and other expenses on securities sold short, taxes, brokerage commissions and other expenses incurred in placing orders for the purchase and sale of securities and other investment instruments, acquired fund fees and expenses, accrued deferred tax liability, distribution fees and expenses paid by the Fund under any distribution plan adopted pursuant to Rule 12b-1 under the Investment Company Act of 1940, as amended (the “1940 Act”), and litigation expenses and other non-routine or extraordinary expenses.

(2) Based on estimated amounts for the current fiscal year.

Expense Example

This Example is intended to help you compare the cost of investing in the Fund with the cost of investing in other funds. The Example assumes that you invest \$10,000 in the Fund for the time periods indicated and then redeem or hold all of your Shares at the end of those periods. The Example also assumes that your investment has a 5% return each year and that the Fund’s operating expenses remain the same. The Example does not take into account brokerage commissions that you may pay on your purchases and sales of Shares. Although your actual costs may be higher or lower, based on these assumptions your costs would be:

1 Year	3 Years
\$101	\$315

Portfolio Turnover

The Fund pays transaction costs, such as commissions, when it buys and sells securities (or “turns over” its portfolio). A higher portfolio turnover rate may indicate higher transaction costs and may result in higher taxes when Shares are held in a taxable account. These costs, which are not reflected in total annual fund operating expenses or in the expense example above, affect the Fund’s performance. Because the Fund has not commenced operations as of the date of this Prospectus, portfolio turnover information is not yet available.

Principal Investment Strategies

The Fund is an actively managed exchange-traded fund (“ETF”) that seeks current income while providing indirect exposure to the share price (*i.e.*, the price returns) of the common stock of Berkshire Hathaway Inc. (“BRK.B” or the “Underlying Security”), subject to a limit on potential investment gains. The Fund will seek to employ its investment strategy as it relates to BRK.B regardless of whether there are periods of adverse market, economic, or other conditions and will not seek to take temporary defensive positions during such periods. As further described below, the Fund uses either a synthetic covered or a synthetic covered call spread strategy call strategy to provide income and indirect exposure to the share price returns of BRK.B, subject to a limit on potential investment gains as a result of the nature of the options strategy it employs. That is, the Fund not only seeks to generate income from its options investments but also aims to derive gains when the value of BRK.B increases. The Fund’s options contracts provide:

- indirect exposure to the share price returns of BRK.B,
- current income from the option premiums, and
- a limit on the Fund’s participation in gains, if any, of the share price returns of BRK.B.

For more information, see sections “The Fund’s Use of Underlying Security Option Contracts,” “Synthetic Covered Call Strategy” and “Synthetic Covered Call Spread Strategy” below.

Why invest in the Fund?

- The Fund seeks to generate monthly income, which is not dependent on the price appreciation of the Underlying Security.
- The Fund seeks to participate in a portion of the gains experienced by the Underlying Security.

That is, although the Fund may not fully participate in gains in the Underlying Security’s stock price, the Fund’s portfolio is designed to generate income.

An Investment in the Fund is not an investment in the Underlying Security.

- **The Fund’s strategy will capture only a portion of its potential gains if the Underlying Security’s stock price increase in value.**
- **The Fund’s strategy is subject to all potential losses if the Underlying Security’s stock price decrease in value, which may not be offset by income received by the Fund.**
- The Fund does not invest directly in the Underlying Security.
- Fund shareholders are not entitled to any Underlying Security dividends.

Additional information regarding the Underlying Security is also set forth below.

The Fund’s Use of Underlying Security Option Contracts

As part of the Fund’s synthetic covered call strategy and synthetic covered call spread strategy, the Fund will purchase and sell a combination of standardized exchange-traded and FLEXible EXchange® (“FLEX”) call and put option contracts that are based on the value of the price returns of the Underlying Security.

- In general, an option contract gives the purchaser of the option contract the right to purchase (for a call option) or sell (for a put option) the underlying asset (like shares of the Underlying Security) at a specified price (the “strike price”).
- If exercised, an option contract obligates the seller to deliver shares (for a sold or “short” call) or buy shares (for a sold or “short” put) of the underlying asset at a specified price (the “strike price”).
- Options contracts must be exercised or traded to close within a specified time frame, or they expire. See the chart in section “Fund Portfolio” below for a description of the option contracts utilized by the Fund.

Standardized exchange-traded options include standardized terms. FLEX options are also exchange-traded, but they allow for customizable terms (e.g., the strike price can be negotiated). For more information on FLEX options, see “Additional Information about the Funds – Exchange Traded Options Portfolio.”

The Fund’s options contracts are based on the value of the Underlying Security, which gives the Fund the right or obligation to receive or deliver shares of the Underlying Security on the expiration date of the applicable option contract in exchange for the stated strike price, depending on whether the option contract is a call option or a put option, and whether the Fund purchases or sells the option contract.

Synthetic Covered Call Strategy

In seeking to achieve its investment objective, the Fund may implement a “*synthetic* covered call” strategy using the standardized exchange-traded and FLEX options described above.

- A *traditional* covered call strategy is an investment strategy where an investor (the Fund) sells a call option on an underlying security it owns.
- A *synthetic* covered call strategy is similar to a traditional covered call strategy in that the investor sells a call option that is based on the value of the underlying security. However, in a synthetic covered call strategy, the investor (the Fund) does not own the underlying security, but rather seeks to *synthetically* replicate 100% of the price movements of the underlying security through the use of various investment instruments.

The Fund’s synthetic covered call strategies consists of the following three elements, each of which is described in greater detail farther below:

- Synthetic long exposure to the Underlying Security, which allows the Fund to seek to participate in the changes, up or down, in the price of shares of the Underlying Security.

- Covered call writing (where the Underlying Security’s call options are sold against the synthetic long portion of the strategy), which allows the Fund to generate income.
- U.S. Treasuries, which are used for collateral for the options, and which also generate income.

1. Synthetic Long Exposure

To achieve a synthetic long exposure to the Underlying Security, the Fund will buy the Underlying Security’s call options and, simultaneously, sell the Underlying Security’s put options to try to replicate the price movements of the Underlying Security. The call options purchased by the Fund and the put options sold by the Fund will generally have one-month to six-month terms and strike prices that are approximately equal to the then-current share price of the Underlying Security at the time the contracts are purchased and sold, respectively. The combination of the long call options and sold put options provides the Fund with indirect investment exposure equal to approximately 100% of the Underlying Security for the duration of the applicable options exposure.

2. Covered Call Strategies

Covered Call Strategy

As part of its strategy, the Fund will write (sell) call option contracts on the Underlying Security to generate income. Since the Fund does not directly own the Underlying Security, these written call options will be sold short (i.e., selling a position it does not currently own). The Fund will seek to participate in the share price appreciation of the Underlying Security, if any. However, due to the nature of covered call strategies, the Fund’s participation may be subject to a cap (as described below). In this strategy, the call options written (sold) by the Fund will generally have 1- month or less expiration dates (the “Call Period”) and generally have a strike price that is approximately 0%-15% above the then-current share price of the Underlying Security.

It is important to note that the sale of the Underlying Security call option contracts will limit the Fund’s participation in the appreciation in the Underlying Security’s stock price. If the stock price of the Underlying Security increases, the above-referenced synthetic long exposure alone would allow the Fund to experience similar percentage gains. However, if the Underlying Security’s stock price appreciates beyond the strike price of one or more of the sold (short) call option contracts, the Fund will lose money on those short call positions, and the losses will, in turn, limit the upside return of the Fund’s synthetic long exposure. As a result, the Fund’s overall strategy (i.e., the combination of the synthetic long exposure to the Underlying Security and the sold (short) the Underlying Security call positions) will limit the Fund’s participation in gains in the Underlying Security’s stock price beyond a certain point.

Covered Call Spread Strategy

The Adviser will employ the Covered Call Spread Strategy when it believes it is a better strategy for the Fund as compared to the Covered Call Strategy. The Fund may write (sell) credit call spreads (described below) rather than stand-alone call option contracts to seek greater participation in the potential appreciation of its Underlying Security’s share price, while still generating net premium income. The Adviser will primarily employ this covered call spread strategy when it believes that the share price of its Underlying Security is likely to rise significantly in the short term (e.g., following a substantial selloff or overall positive market news). Additionally, the Adviser may use this strategy in other scenarios (e.g., if the market is undervaluing further out-of-the-money options relative to near-the-money options), where it believes the use of credit call spreads may prove more advantageous to the Fund’s total return than the covered call strategy.

A credit call spread involves selling a call option while simultaneously buying a call option with a higher strike price, both with the same expiration date. By writing credit call spreads, the Fund can potentially offset losses incurred from its short call positions if the Underlying Security’s share price rises above the strike price.

3. U.S. Treasuries

The Fund will hold short-term U.S. Treasury securities as collateral in connection with the Fund’s synthetic covered call strategy.

The Fund intends to continuously maintain indirect exposure to the Underlying Security through the use of options contracts. As the options contracts it holds are exercised or expire it may enter into new options contracts, a practice referred to as “rolling.” The Fund’s practice of rolling options may result in high portfolio turnover.

Fund’s Monthly Distributions

The Fund will seek to provide monthly income in the form of cash distributions. The Fund will seek to generate such income in the following ways:

- Writing (selling) call option contracts on its Underlying Security as described above. The income comes mainly from the option premiums received from these option sales. A premium, in this context, refers to the price the option buyer pays to the option seller (the Fund) for the rights granted by the option. The amount of these premiums is largely affected by the fluctuations in the Underlying Security’s stock prices. However, other elements like interest rates can also influence the income level.
- Investing in short-term U.S. Treasury securities. The income generated by these securities will be influenced by interest rates at the time of investment.
- In addition to the income-seeking methodologies stated in the Prospectus, the Fund’s use of the Synthetic Covered Call Spread Strategy may occasionally allow it to capture a substantial portion of any significant increase in the price of its Underlying Security. When this happens, the Fund could receive profits exceeding the initial cost of the call options, and the Fund’s distributions may include some of those profits.

Fund’s Return Profile vs its Underlying Security

For the reasons stated above, the Fund’s performance will differ from that of the Underlying Security’s stock price. The performance differences will depend on, among other things, the price of the Underlying Security, changes in the value of the the Underlying Security options contracts the Fund holds, and changes in the value of the U.S. Treasuries.

Fund Portfolio

Principal Holdings		
Portfolio Holdings (All options are based on the value of the Underlying Security)	Investment Terms	Expected Target Maturity
Purchased call option contracts	<p>“at-the-money” (<i>i.e.</i>, the strike price is equal to the then-current share price of the Underlying Security at the time of purchase) to provide indirect exposure to positive price returns of the Underlying Security.</p> <p>If the Underlying Security share price increases, these options will generate corresponding increases to the Fund.</p>	1-month to 6-month expiration dates
Sold put option contracts	<p>“at-the-money” (<i>i.e.</i>, the strike price is equal to the then-current share price of the Underlying Security at the time of sale).</p> <p>They are sold to help pay for the purchased call options described above.</p> <p>However, the sold put option contracts provide exposure to the full extent of any share price losses experienced by the Underlying Security.</p>	1-month to 6-month expiration dates
Sold (short) call option contracts (<i>Covered Call Strategy</i>)	<p>The strike price is approximately 0%-15% more than the then-current share price of the Underlying Security at the time of sale.</p> <p>They generate current income. However, they also limit some potential positive returns that the Fund may have otherwise experienced from gains in the Underlying Security’s share price.</p>	1-month or less expiration dates
Sold (short) call option contracts (<i>Covered Call Spread Strategy</i>)	<p>The strike price is approximately 0%-15% more than the then-current share price of the Fund’s Underlying Security at the time of sale.</p> <p>Sold call option contracts provide inverse exposure to the full extent of any increases in the value experienced by the Fund’s Underlying Security, minus the premium received.</p>	1-month or less expiration dates
Purchased call option contracts (<i>Covered Call Spread Strategy</i>)	<p>“out-of-the-money” (<i>i.e.</i>, the strike price is above the strike price of the corresponding Covered Call Spread Strategy sold call).</p> <p>Bought call option contracts provide exposure to the full extent of any increases in the value experienced by the Fund’s Underlying Security above the option’s strike price.</p>	1-month or less expiration dates
U.S Treasury Securities and Cash	Multiple series of U.S. Treasury Bills supported by the full faith and credit of the U.S. government.	6-month to 2-year maturities

These instruments are used as collateral for the Fund's derivative investments.

They will also generate income.

The market value of the cash and treasuries held by the Fund is expected to be between 50% and 100% of the Fund's net assets and the market value of the options package is expected to be between 0% and 50% of the Fund's net assets. In terms of notional value, the combination of these investment instruments provides indirect investment exposure to BRK.B equal to at least 100% of the Fund's total assets.

Under normal circumstances, the Fund will invest at least 80% of its net assets, plus borrowings for investment purposes, in securities and financial instruments that provide indirect exposure to BRK.B.

The Fund is classified as "non-diversified" under the 1940 Act.

There is no guarantee that the Fund's investment strategy will be properly implemented, and an investor may lose some or all of its investment.

Berkshire Hathaway Inc.

Berkshire Hathaway Inc. is a holding company owning subsidiaries engaged in numerous diverse business activities. The most important of these are insurance businesses conducted on both a primary basis and a reinsurance basis, a freight rail transportation business and a group of utility and energy generation and distribution businesses. Berkshire also owns and operates numerous other businesses engaged in a variety of manufacturing, services, retailing and other activities. Berkshire Hathaway Inc. is listed on the New York Stock Exchange ("NYSE"). The aggregate market value of the voting stock held by non-affiliates of Berkshire Hathaway Inc. as of the most recent available data at time of drafting this prospectus (June 30, 2023) was approximately \$625 billion.

Berkshire Hathaway Inc. is registered under the Securities Exchange Act of 1934, as amended (the "Exchange Act"). Information provided to or filed with the SEC by Berkshire Hathaway Inc. pursuant to the Exchange Act can be located by reference to the SEC file number 001-14905 through the SEC's website at www.sec.gov. In addition, information regarding Berkshire Hathaway Inc. may be obtained from other sources including, but not limited to, press releases, newspaper articles and other publicly disseminated documents.

This document relates only to the securities offered hereby and does not relate to BRK.B or other securities of Berkshire Hathaway Inc. The Fund has derived all disclosures contained in this document regarding Berkshire Hathaway Inc. from the publicly available documents. None of the Fund, the Trust, the Adviser, or their respective affiliates has participated in the preparation of such publicly available offering documents or made any due diligence inquiry regarding such documents with respect to Berkshire Hathaway Inc. None of the Fund, the Trust, the Adviser, or their respective affiliates makes any representation that such publicly available documents or any other publicly available information regarding Berkshire Hathaway Inc. is accurate or complete. Furthermore, the Fund cannot give any assurance that all events occurring prior to the date hereof (including events that would affect the accuracy or completeness of the publicly available documents described above) that would affect the trading price of Berkshire Hathaway Inc. (and therefore the price of Berkshire Hathaway Inc. at the time we price the securities) have been publicly disclosed. Subsequent disclosure of any such events or the disclosure of or failure to disclose material future events concerning Berkshire Hathaway Inc. could affect the value received with respect to the securities and therefore the value of the securities.

None of the Fund, the Trust, the Adviser, or their respective affiliates makes any representation to you as to the performance of BRK.B.

THE FUND, TRUST AND ADVISER ARE NOT AFFILIATED WITH BERKSHIRE HATHAWAY INC.

Due to the Fund's investment strategy, the Fund's investment exposure is concentrated in (or substantially exposed to) the same industries as that assigned to BRK.B. As of the date of the Prospectus, BRK.B is assigned to the financial services industry.

Principal Investment Risks

The principal risks of investing in the Fund are summarized below. As with any investment, there is a risk that you could lose all or a portion of your investment in the Fund. Some or all of these risks may adversely affect the Fund's net asset value ("NAV") per share, trading price, yield, total return, and/or ability to meet its objective. For more information about the risks of investing in the Fund, see the section in the Fund's Prospectus titled "Additional Information About the Funds—Principal Risks of Investing in the Funds."

An investment in the Fund entails risk. The Fund may not achieve its investment objective and there is a risk that you could lose all of your money invested in the Fund. The Fund is not a complete investment program. It is important that investors closely review all of the risks listed below and understand them before making an investment in the Fund.

Each risk summarized below is considered a “principal risk” of investing in the Fund, regardless of the order in which they appear.

BRK.B Risk. The Fund invests in options contracts that are based on the value of BRK.B. This subjects the Fund to certain of the same risks as if it owned shares of BRK.B, even though it does not. By virtue of the Fund’s investments in options contracts that are based on the value of BRK.B, the Fund may also be subject to the following risks:

Indirect Investment in BRK.B Risk. Berkshire Hathaway Inc. is not affiliated with the Trust, the Fund, the Adviser, or their respective affiliates and is not involved with this offering in any way and has no obligation to consider your Shares in taking any corporate actions that might affect the value of Shares. Investors in the Fund will not have voting rights and will not be able to influence management of Berkshire Hathaway Inc. but will be exposed to the performance of BRK.B (the underlying stock). Investors in the Fund will not have rights to receive dividends or other distributions or any other rights with respect to the underlying stock but will be subject to declines in the performance of the underlying stock.

BRK.B Trading Risk. The trading price of BRK.B may be highly volatile and could continue to be subject to wide fluctuations in response to various factors. The stock market in general, and the market for technology companies in particular, has experienced extreme price and volume fluctuations that have often been unrelated or disproportionate to the operating performance of those companies. In particular, a large proportion of BRK.B may be traded by short sellers which may put pressure on the supply and demand for the common stock of Berkshire Hathaway Inc., further influencing volatility in its market price. Public perception and other factors outside of the control of Berkshire Hathaway Inc. may additionally impact BRK.B’s stock price due to Berkshire Hathaway Inc. garnering a disproportionate degree of public attention, regardless of actual operating performance. In addition, in the past, following periods of volatility in the overall market and the market price of a particular company’s securities, securities class action litigation has often been instituted against companies such as these. Moreover, stockholder litigation like this has been filed against Berkshire Hathaway Inc. in the past. While Berkshire Hathaway Inc. continues to defend such actions, any judgment against Berkshire Hathaway Inc., or any future stockholder litigation could result in substantial costs and a diversion of the management of Berkshire Hathaway Inc.’s attention and resources. If BRK.B trading is halted, trading in Shares of the BRK.B Fund may be impacted, either temporarily or indefinitely.

Berkshire Hathaway Inc. Performance Risk. Berkshire Hathaway Inc. may fail to meet its publicly announced guidelines or other expectations about its business, which could cause the price of BRK.B to decline. Berkshire Hathaway Inc. provides guidance regarding its expected financial and business performance, such as projections regarding sales and production, as well as anticipated future revenues, gross margins, profitability and cash flows. Correctly identifying key factors affecting business conditions and predicting future events is inherently an uncertain process, and the guidance Berkshire Hathaway Inc. provides may not ultimately be accurate and has in the past been inaccurate in certain respects, such as the timing of new product manufacturing ramps. The guidance is based on certain assumptions such as those relating to global and local economic conditions, anticipated production and sales volumes (which generally are not linear throughout a given period), average sales prices, supplier and commodity costs, and planned cost reductions. If Berkshire Hathaway Inc.’s guidance is not accurate or varies from actual results due to its inability to meet the assumptions or the impact on its financial performance that could occur as a result of various risks and uncertainties, the market value of common stock issued by Berkshire Hathaway Inc. could decline significantly.

Diversified Financial Services Industry Risk. The diversified financial services industry is comprised of financial services companies which have no dominant business line, but instead provide, or else hold interests in, a range of services which cross multiple financial industries. As such, investments in this industry may be subject to the same risks posed by investments in the preceding three industries, including adverse changes to interest rates, general economic conditions, market competition, and applicable regulations.

Derivatives Risk. Derivatives are financial instruments that derive value from the underlying reference asset or assets, such as stocks, bonds, or funds (including ETFs), interest rates or indexes. The Fund’s investments in derivatives may pose risks in addition to, and greater than, those associated with directly investing in securities or other ordinary investments, including risk related to the market, imperfect correlation with underlying investments or the Fund’s other portfolio holdings, higher price volatility, lack of availability, counterparty risk, liquidity, valuation and legal restrictions. The use of derivatives is a highly specialized activity that involves investment techniques and risks different from those associated with ordinary portfolio securities transactions. The use of derivatives may result in larger losses or smaller gains than directly investing in securities. When the Fund uses derivatives, there may be an imperfect correlation between the value of BRK.B and the derivative, which may prevent the Fund from achieving its investment objective. Because derivatives often require only a limited initial investment, the use of derivatives may expose the Fund to losses in excess of those amounts initially invested. In addition, the Fund’s investments in derivatives are subject to the following risks:

Options Contracts. The use of options contracts involves investment strategies and risks different from those associated with ordinary portfolio securities transactions. The prices of options are volatile and are influenced by, among other things, actual and anticipated changes in the value of the underlying instrument, including the anticipated volatility, which are affected by fiscal and monetary policies and by national and international political, changes in the actual or implied volatility or the reference asset, the time remaining until the expiration of the option contract and economic events. For the Fund in particular,

the value of the options contracts in which it invests are substantially influenced by the value of BRK.B. The Fund may experience substantial downside from specific option positions and certain option positions held by the Fund may expire worthless. The options held by the Fund are exercisable at the strike price on their expiration date. As an option approaches its expiration date, its value typically increasingly moves with the value of the underlying instrument. However, prior to such date, the value of an option generally does not increase or decrease at the same rate as the underlying instrument. There may at times be an imperfect correlation between the movement in the values of options contracts and the underlying instrument, and there may at times not be a liquid secondary market for certain options contracts. The value of the options held by the Fund will be determined based on market quotations or other recognized pricing methods. Additionally, as the Fund intends to continuously maintain indirect exposure to BRK.B through the use of options contracts, as the options contracts it holds are exercised or expire it will enter into new options contracts, a practice referred to as “rolling.” If the expiring options contracts do not generate proceeds enough to cover the cost of entering into new options contracts, the Fund may experience losses.

Counterparty Risk. The Fund is subject to counterparty risk by virtue of its investments in options contracts. Transactions in some types of derivatives, including options, are required to be centrally cleared (“cleared derivatives”). In a transaction involving cleared derivatives, the Fund’s counterparty is a clearing house rather than a bank or broker. Since the Fund is not a member of clearing houses and only members of a clearing house (“clearing members”) can participate directly in the clearing house, the Fund will hold cleared derivatives through accounts at clearing members. In cleared derivatives positions, the Fund will make payments (including margin payments) to and receive payments from a clearing house through their accounts at clearing members. Customer funds held at a clearing organization in connection with any options contracts are held in a commingled omnibus account and are not identified to the name of the clearing member’s individual customers. As a result, assets deposited by the Fund with any clearing member as margin for options may, in certain circumstances, be used to satisfy losses of other clients of the Fund’s clearing member. In addition, although clearing members guarantee performance of their clients’ obligations to the clearing house, there is a risk that the assets of the Fund might not be fully protected in the event of the clearing member’s bankruptcy, as the Fund would be limited to recovering only a pro rata share of all available funds segregated on behalf of the clearing member’s customers for the relevant account class. The Fund is also subject to the risk that a limited number of clearing members are willing to transact on the Fund’s behalf, which heightens the risks associated with a clearing member’s default. This risk is greater for the Fund as it seeks to hold options contracts on a single security, and not a broader range of options contracts, which may limit the number of clearing members that are willing to transact on the Fund’s behalf. If a clearing member defaults the Fund could lose some or all of the benefits of a transaction entered into by the Fund with the clearing member. If the Fund cannot find a clearing member to transact with on the Fund’s behalf, the Fund may be unable to effectively implement its investment strategy.

Price Participation Risk. The Fund employs an investment strategy that includes the sale of call option contracts, which limits the degree to which the Fund will participate in increases in value experienced by BRK.B over the Call Period. This means that if BRK.B experiences an increase in value above the strike price of the sold call options during a Call Period, the Fund will likely not experience that increase to the same extent and may significantly underperform BRK.B over the Call Period. Additionally, because the Fund is limited in the degree to which it will participate in increases in value experienced by BRK.B over each Call Period, but has full exposure to any decreases in value experienced by BRK.B over the Call Period, the NAV of the Fund may decrease over any given time period. The Fund’s NAV is dependent on the value of each options portfolio, which is based principally upon the performance of BRK.B. The degree of participation in BRK.B gains the Fund will experience will depend on prevailing market conditions, especially market volatility, at the time the Fund enters into the sold call option contracts and will vary from Call Period to Call Period. The value of the options contracts is affected by changes in the value and dividend rates of BRK.B, changes in interest rates, changes in the actual or perceived volatility of BRK.B and the remaining time to the options’ expiration, as well as trading conditions in the options market. As the price of BRK.B changes and time moves towards the expiration of each Call Period, the value of the options contracts, and therefore the Fund’s NAV, will change. However, it is not expected for the Fund’s NAV to directly correlate on a day-to-day basis with the returns of BRK.B. The amount of time remaining until the options contract’s expiration date affects the impact of the potential options contract income on the Fund’s NAV, which may not be in full effect until the expiration date of the Fund’s options contracts. Therefore, while changes in the price of the BRK.B will result in changes to the Fund’s NAV, the Fund generally anticipates that the rate of change in the Fund’s NAV will be different than that experienced by BRK.B.

Distribution Risk. As part of the Fund’s investment objective, the Fund seeks to provide current monthly income. There is no assurance that the Fund will make a distribution in any given month. If the Fund does make distributions, the amounts of such distributions will likely vary greatly from one distribution to the next. Additionally, the monthly distributions, if any, may consist of returns of capital, which would decrease the Fund’s NAV and trading price over time. As a result, an investor may suffer significant losses to their investment. In addition, the underlying stock may pay dividends, the Fund’s returns will not include any dividends paid by the underlying stock, and any income generated by the Fund may be less than the income generated by a direct investment in the underlying stock.

NAV Erosion Risk Due to Distributions. When the Fund makes a distribution, the Fund’s NAV will typically drop by the amount of the distribution on the related ex-dividend date. The repeated payment of distributions by the Fund, if any, may significantly erode the Fund’s NAV and trading price over time. As a result, an investor may suffer significant losses to their investment.

Call Strategy Risks. The path dependency (i.e., the continued use) of the Fund’s call writing strategy will impact the extent that the Fund participates in the positive price returns of BRK.B and, in turn, the Fund’s returns, both during the term of the sold call options and over longer time periods. If, for example, each month the Fund were to sell 7% out-of-the-money call options having a one-month term, the Fund’s participation in the positive price returns of BRK.B will be capped at 7% in any given month. However, over a longer period (e.g., 5 months), the Fund should not be expected to participate fully in the first 35% (i.e., 5 months x 7%) of the positive price returns of BRK.B, or the Fund may even lose money, even if the BRK.B share price has appreciated by at least that much over such period, if during any month over that period BRK.B had a return less than 7%. This example illustrates that both the Fund’s participation in the positive price returns of BRK.B and its returns will depend not only on the price of BRK.B but also on the path that BRK.B takes over time.

Additionally, when implementing the Covered Call Spread Strategy, the use of credit call spreads introduces further complexities and risks. While purchasing a higher-strike call option limits potential losses from the short call position, it also reduces the net premium received, which may result in lower overall returns compared to a stand-alone covered call strategy. If the price of the Underlying Security rises rapidly, the call spread may still cap upside participation, leading to missed profit opportunities. Furthermore, market conditions, such as mispricing between near-the-money and further out-of-the-money options, may impact the effectiveness of the strategy, potentially resulting in lower-than-expected returns or increased losses. The relative pricing of options at different strike levels can vary due to volatility shifts, liquidity constraints, or other market dynamics, adding an additional layer of uncertainty to the Fund’s performance under this strategy.

ETF Risks.

Authorized Participants, Market Makers, and Liquidity Providers Concentration Risk. The Fund has a limited number of financial institutions that are authorized to purchase and redeem Shares directly from the Fund (known as “Authorized Participants” or “APs”). In addition, there may be a limited number of market makers and/or liquidity providers in the marketplace. To the extent either of the following events occur, Shares may trade at a material discount to NAV and possibly face delisting: (i) APs exit the business or otherwise become unable to process creation and/or redemption orders and no other APs step forward to perform these services; or (ii) market makers and/or liquidity providers exit the business or significantly reduce their business activities and no other entities step forward to perform their functions.

Cash Redemption Risk. The Fund’s investment strategy may require it to redeem Shares for cash or to otherwise include cash as part of its redemption proceeds. For example, the Fund may not be able to redeem in-kind certain securities held by the Fund (e.g., derivative instruments). In such a case, the Fund may be required to sell or unwind portfolio investments to obtain the cash needed to distribute redemption proceeds. This may cause the Fund to recognize a capital gain that it might not have recognized if it had made a redemption in-kind. As a result, the Fund may pay out higher annual capital gain distributions than if the in-kind redemption process was used. By paying out higher annual capital gain distributions, investors may be subjected to increased capital gains taxes. Additionally, there may be brokerage costs or taxable gains or losses that may be imposed on the Fund in connection with a cash redemption that may not have occurred if the Fund had made a redemption in-kind. These costs could decrease the value of the Fund to the extent they are not offset by a transaction fee payable by an AP.

Costs of Buying or Selling Shares. Due to the costs of buying or selling Shares, including brokerage commissions imposed by brokers and bid-ask spreads, frequent trading of Shares may significantly reduce investment results and an investment in Shares may not be advisable for investors who anticipate regularly making small investments.

Management Risk. The Fund is subject to management risk because it is an actively managed portfolio. In managing the Fund’s investment portfolio, the portfolio managers will apply investment techniques and risk analyses that may not produce the desired result. There can be no guarantee that the Fund will meet its investment objective.

Shares May Trade at Prices Other Than NAV. As with all ETFs, Shares may be bought and sold in the secondary market at market prices. Although it is expected that the market price of Shares will approximate the Fund’s NAV, there may be times when the market price of Shares is more than the NAV intra-day (premium) or less than the NAV intra-day (discount) due to supply and demand of Shares or during periods of market volatility. This risk is heightened in times of market volatility, periods of steep market declines, and periods when there is limited trading activity for Shares in the secondary market, in which case such premiums or discounts may be significant.

Trading. Although Shares are listed on a national securities exchange, such as NYSE Arca, Inc. (the “Exchange”), and may be traded on U.S. exchanges other than the Exchange, there can be no assurance that an active trading market for the Shares will develop or be maintained or that the Shares will trade with any volume, or at all, on any stock exchange. This risk may be greater for the Fund as it seeks to have exposure to a single underlying stock as opposed to a more diverse portfolio like a traditional pooled investment. In stressed market conditions, the liquidity of Shares may begin to mirror the liquidity of the Fund’s underlying portfolio holdings, which can be significantly less liquid than Shares. Shares trade on the Exchange at market price that may be below, at or above the Fund’s NAV. Trading in Shares on the Exchange may be halted due to market conditions or for reasons that, in the view of the Exchange, make trading in Shares inadvisable. In addition, trading in Shares

on the Exchange is subject to trading halts caused by extraordinary market volatility pursuant to the Exchange “circuit breaker” rules. There can be no assurance that the requirements of the Exchange necessary to maintain the listing of the Fund will continue to be met or will remain unchanged. In the event of an unscheduled market close for options contracts that reference a single stock, such as BRK.B’s securities being halted or a market wide closure, settlement prices will be determined by the procedures of the listing exchange of the options contracts. As a result, the Fund could be adversely affected and be unable to implement its investment strategies in the event of an unscheduled closing.

High Portfolio Turnover Risk. The Fund may actively and frequently trade all or a significant portion of the Fund’s holdings. A high portfolio turnover rate increases transaction costs, which may increase the Fund’s expenses. Frequent trading may also cause adverse tax consequences for investors in the Fund due to an increase in short-term capital gains.

Inflation Risk. Inflation risk is the risk that the value of assets or income from investments will be less in the future as inflation decreases the value of money. As inflation increases, the present value of the Fund’s assets and distributions, if any, may decline.

Liquidity Risk. Some securities held by the Fund, including options contracts, may be difficult to sell or be illiquid, particularly during times of market turmoil. This risk is greater for the Fund as it will hold options contracts on a single security, and not a broader range of options contracts. Markets for securities or financial instruments could be disrupted by a number of events, including, but not limited to, an economic crisis, natural disasters, epidemics/pandemics, new legislation or regulatory changes inside or outside the United States. Illiquid securities may be difficult to value, especially in changing or volatile markets. If the Fund is forced to sell an illiquid security at an unfavorable time or price, the Fund may be adversely impacted. Certain market conditions or restrictions, such as market rules related to short sales, may prevent the Fund from limiting losses, realizing gains or achieving a high correlation with BRK.B. There is no assurance that a security that is deemed liquid when purchased will continue to be liquid. Market illiquidity may cause losses for the Fund.

Market Events Risk. The Fund’s investments are subject to changes in general economic conditions, general market fluctuations and the risks inherent in investment in securities and other financial instruments. Investment markets can be volatile and prices of investments can change substantially due to various factors including, but not limited to, economic growth or recession, changes in interest rates, inflation, changes in the actual or perceived creditworthiness of issuers, and general market liquidity. The Fund is subject to the risk that geopolitical events will disrupt securities and other financial markets and adversely affect global economies and markets. Local, regional or global events such as war, military conflicts, acts of terrorism, natural disasters, the spread of infectious illness or other public health issues, or other events could have a significant impact on the Fund and its investments. Continuing uncertainties regarding interest rates, rising inflation, political events, rising government debt in the U.S. and trade tensions also contribute to market volatility. Conflict, loss of life and disaster connected to ongoing armed conflict between Ukraine and Russia in Europe and between Israel and Hamas in the Middle East could have severe adverse effects on the related region, including significant adverse effects on the regional or global economies and the markets for certain securities. The U.S. and the European Union have imposed sanctions on certain Russian individuals and companies, including certain financial institutions, and have limited certain exports and imports to and from Russia. These conflicts have contributed to recent market volatility and may continue to do so.

Money Market Instrument Risk. The Fund may use a variety of money market instruments for cash management purposes, including money market funds, depository accounts and repurchase agreements. Repurchase agreements are contracts in which a seller of securities agrees to buy the securities back at a specified time and price. Repurchase agreements may be subject to market and credit risk related to the collateral securing the repurchase agreement. Money market instruments, including money market funds, may lose money through fees or other means.

New Fund Risk. The Fund is a recently organized management investment company with no operating history. As a result, prospective investors do not have a track record or history on which to base their investment decisions.

Non-Diversification Risk. Because the Fund is “non-diversified,” it may invest a greater percentage of its assets in the securities of a single issuer or a smaller number of issuers than if it was a diversified fund. As a result, a decline in the value of an investment in a single issuer or a smaller number of issuers could cause the Fund’s overall value to decline to a greater degree than if the Fund held a more diversified portfolio. This may increase the Fund’s volatility and cause the performance of a relatively smaller number of issuers to have a greater impact on the Fund’s performance.

Operational Risk. The Fund is subject to risks arising from various operational factors, including, but not limited to, human error, processing and communication errors, errors of the Fund’s service providers, counterparties or other third-parties, failed or inadequate processes and technology or systems failures. The Fund relies on third-parties for a range of services, including custody. Any delay or failure relating to engaging or maintaining such service providers may affect the Fund’s ability to meet its investment objective. Although the Fund, and Adviser seek to reduce these operational risks through controls and procedures, there is no way to completely protect against such risks.

Single Issuer Risk. Issuer-specific attributes may cause an investment in the Fund to be more volatile than a traditional pooled investment which diversifies risk or the market generally. The value of the Fund, which focuses on an individual security (BRK.B), may

be more volatile than a traditional pooled investment or the market as a whole and may perform differently from the value of a traditional pooled investment or the market as a whole.

Tax Risk. The Fund intends to elect and to qualify each year to be treated as a RIC under Subchapter M of the Code. As a RIC, the Fund will not be subject to U.S. federal income tax on the portion of its net investment income and net capital gain that it distributes to Shareholders, provided that it satisfies certain requirements of the Code. If the Fund does not qualify as a RIC for any taxable year and certain relief provisions are not available, the Fund's taxable income will be subject to tax at the Fund level and to a further tax at the shareholder level when such income is distributed. To comply with the asset diversification test applicable to a RIC, the Fund will attempt to ensure that the value of options it holds is never 25% of the total value of Fund assets at the close of any quarter. If the Fund's investments in options were to exceed 25% of the Fund's total assets at the end of a tax quarter, the Fund, generally, has a grace period to cure such lack of compliance. If the Fund fails to timely cure, it may no longer be eligible to be treated as a RIC.

U.S. Government and U.S. Agency Obligations Risk. The Fund may invest in securities issued by the U.S. government or its agencies or instrumentalities. U.S. Government obligations include securities issued or guaranteed as to principal and interest by the U.S. Government, its agencies or instrumentalities, such as the U.S. Treasury. Payment of principal and interest on U.S. Government obligations may be backed by the full faith and credit of the United States or may be backed solely by the issuing or guaranteeing agency or instrumentality itself. In the latter case, the investor must look principally to the agency or instrumentality issuing or guaranteeing the obligation for ultimate repayment, which agency or instrumentality may be privately owned. There can be no assurance that the U.S. Government would provide financial support to its agencies or instrumentalities (including government-sponsored enterprises) where it is not obligated to do so.

Performance

Performance information for the Fund is not included because the Fund has not completed a full calendar year of operations as of the date of this Prospectus. When such information is included, this section will provide some indication of the risks of investing in the Fund by showing changes in the Fund's performance history from year to year and showing how the Fund's average annual total returns compare with those of a broad measure of market performance. Although past performance of the Fund is no guarantee of how it will perform in the future, historical performance may give you some indication of the risks of investing in the Fund. Updated performance information will be available on the Fund's website at www.yieldmaxetfs.com.

Management

Investment Adviser: Tidal Investments LLC (the "Adviser") serves as investment adviser to the Fund.

Portfolio Managers:

The following individuals are jointly and primarily responsible for the day-to-day management of the Fund.

Jay Pestrighelli, Portfolio Manager for the Adviser, has been a portfolio manager of the Fund since its inception in 2025.

Qiao Duan, CFA, Portfolio Manager for the Adviser, has been a portfolio manager of the Fund since its inception in 2025.

Charles A. Ragauss, CFA, Portfolio Manager for the Adviser, has been a portfolio manager of the Fund since its inception in 2025.

CFA® is a registered trademark owned by the CFA Institute.

Purchase and Sale of Shares

The Fund issues and redeems Shares at NAV only in large blocks known as "Creation Units," which only Authorized Participants (APs) (typically, broker-dealers) may purchase or redeem. The Fund generally issues and redeems Creation Units in exchange for a portfolio of securities (the "Deposit Securities") and/or a designated amount of U.S. cash.

Shares are listed on a national securities exchange, such as the Exchange, and individual Shares may only be bought and sold in the secondary market through brokers at market prices, rather than NAV. Because Shares trade at market prices rather than NAV, Shares may trade at a price greater than NAV (premium) or less than NAV (discount).

An investor may incur costs attributable to the difference between the highest price a buyer is willing to pay to purchase Shares (the "bid" price) and the lowest price a seller is willing to accept for Shares (the "ask" price) when buying or selling Shares in the secondary market. This difference in bid and ask prices is often referred to as the "bid-ask spread."

When available, information regarding the Fund's NAV, market price, how often Shares traded on the Exchange at a premium or discount, and bid-ask spreads can be found on the Fund's website at www.yieldmaxetfs.com.

Tax Information

Fund distributions are generally taxable as ordinary income, qualified dividend income, or capital gains (or a combination), unless an investment is in an individual retirement account (“IRA”) or other tax-advantaged account. Distributions on investments made through tax-deferred arrangements may be taxed later upon withdrawal of assets from those accounts.

Financial Intermediary Compensation

If you purchase Shares through a broker-dealer or other financial intermediary (such as a bank) (an “Intermediary”), the Adviser or its affiliates may pay Intermediaries for certain activities related to the Fund, including participation in activities that are designed to make Intermediaries more knowledgeable about exchange-traded products, including the Fund, or for other activities, such as marketing, educational training, or other initiatives related to the sale or promotion of Shares. These payments may create a conflict of interest by influencing the Intermediary and your salesperson to recommend the Fund over another investment. Any such arrangements do not result in increased Fund expenses. Ask your salesperson or visit the Intermediary’s website for more information.

YieldMax™ COIN Option Income Strategy ETF - FUND SUMMARY

Investment Objective

The Fund's primary investment objective is to seek current income. The Fund's secondary investment objective is to seek exposure to the share price of the common stock of Coinbase Global, Inc. ("COIN" or "Underlying Security"), subject to a limit on potential investment gains.

Fees and Expenses of the Fund

This table describes the fees and expenses that you may pay if you buy, hold, and sell shares of the Fund ("Shares"). **You may pay other fees, such as brokerage commissions and other fees to financial intermediaries, which are not reflected in the table and Example below.**

Annual Fund Operating Expenses⁽¹⁾ (expenses that you pay each year as a percentage of the value of your investment)

Management Fee	0.99%
Distribution and Service (12b-1) Fees	None
Other Expenses (includes dividend, tax and broker expense)	0.23%
Total Annual Fund Operating Expenses	<u>1.22%</u>

⁽¹⁾ The Fund's investment adviser, Tidal Investments LLC (the "Adviser"), a Tidal Financial Group company, will pay, or require a sub-adviser to pay, all expenses incurred by the Fund (except for advisory fees and sub-advisory fees, as the case may be) excluding interest charges on any borrowings made for investment purposes, dividends and other expenses on securities sold short, taxes, brokerage commissions and other expenses incurred in placing orders for the purchase and sale of securities and other investment instruments, acquired fund fees and expenses, accrued deferred tax liability, distribution fees and expenses paid by the Fund under any distribution plan adopted pursuant to Rule 12b-1 under the Investment Company Act of 1940, as amended (the "1940 Act"), and litigation expenses and other non-routine or extraordinary expenses.

Expense Example

This Example is intended to help you compare the cost of investing in the Fund with the cost of investing in other funds. The Example assumes that you invest \$10,000 in the Fund for the time periods indicated and then redeem or hold all of your Shares at the end of those periods. The Example also assumes that your investment has a 5% return each year and that the Fund's operating expenses remain the same. The Example does not take into account brokerage commissions that you may pay on your purchases and sales of Shares. Although your actual costs may be higher or lower, based on these assumptions your costs would be:

1 Year	3 Years	5 Years	10 Years
\$124	\$387	\$670	\$1,477

Portfolio Turnover

The Fund pays transaction costs, such as commissions, when it buys and sells securities (or "turns over" its portfolio). A higher portfolio turnover rate may indicate higher transaction costs and may result in higher taxes when Shares are held in a taxable account. These costs, which are not reflected in total annual fund operating expenses or in the expense example above, affect the Fund's performance. During the most recent fiscal year, the Fund's portfolio turnover rate was 27% of the average value of its portfolio.

Principal Investment Strategies

The Fund is an actively managed exchange-traded fund ("ETF") that seeks current income while providing indirect exposure to the share price (*i.e.*, the price returns) of the common stock of Coinbase Global, Inc. ("COIN" or the "Underlying Security"), subject to a limit on potential investment gains. The Fund will employ its investment strategy as it relates to COIN regardless of whether there are periods of adverse market, economic, or other conditions and will not take temporary defensive positions during such periods. As further described below, the Fund uses a either synthetic covered call strategy or a synthetic covered call spread strategy to provide income and indirect exposure to the share price returns of COIN, subject to a limit on potential investment gains as a result of the nature of the options strategy it employs. That is, the Fund not only seeks to generate income from its options investments but also aims to derive gains when the value of COIN increases. The Fund's options contracts provide:

- indirect exposure to the share price returns of COIN,
- current income from the option premiums, and
- a limit on the Fund's participation in gains, if any, of the share price returns of COIN.

For more information, see sections “The Fund’s Use of Underlying Security Option Contracts,” “Synthetic Covered Call Strategy” and “Synthetic Covered Call Spread Strategy” below.

Why invest in the Fund?

- The Fund seeks to generate monthly income, which is not dependent on the price appreciation of the Underlying Security.
- The Fund seeks to participate in a portion of the gains experienced by the Underlying Security.

That is, although the Fund may not fully participate in gains in the Underlying Security’s stock price, the Fund’s portfolio is designed to generate income.

An Investment in the Fund is not an investment in the Underlying Security.

- **The Fund’s strategy will capture only a portion of its potential gains if the Underlying Security’s stock price increase in value.**
- **The Fund’s strategy is subject to all potential losses if the Underlying Security’s stock price decrease in value, which may not be offset by income received by the Fund.**
- The Fund does not invest directly in the Underlying Security.
- Fund shareholders are not entitled to any Underlying Security dividends.

Additional information regarding the Underlying Security is also set forth below.

The Fund’s Use of Underlying Security Option Contracts

As part of the Fund’s synthetic covered call strategy and synthetic covered call spread strategy, the Fund will purchase and sell a combination of standardized exchange-traded and FLEXible EXchange® (“FLEX”) call and put option contracts that are based on the value of the price returns of the Underlying Security.

- In general, an option contract gives the purchaser of the option contract the right to purchase (for a call option) or sell (for a put option) the underlying asset (like shares of the Underlying Security) at a specified price (the “strike price”).
- If exercised, an option contract obligates the seller to deliver shares (for a sold or “short” call) or buy shares (for a sold or “short” put) of the underlying asset at a specified price (the “strike price”).
- Options contracts must be exercised or traded to close within a specified time frame, or they expire. See the chart in section “Fund Portfolio” below for a description of the option contracts utilized by the Fund.

Standardized exchange-traded options include standardized terms. FLEX options are also exchange-traded, but they allow for customizable terms (e.g., the strike price can be negotiated). For more information on FLEX options, see “Additional Information about the Funds – Exchange Traded Options Portfolio.”

The Fund’s options contracts are based on the value of the Underlying Security, which gives the Fund the right or obligation to receive or deliver shares of the Underlying Security on the expiration date of the applicable option contract in exchange for the stated strike price, depending on whether the option contract is a call option or a put option, and whether the Fund purchases or sells the option contract.

Synthetic Covered Call Strategy

In seeking to achieve its investment objective, the Fund may implement a “*synthetic* covered call” strategy using the standardized exchange-traded and FLEX options described above.

- A *traditional* covered call strategy is an investment strategy where an investor (the Fund) sells a call option on an underlying security it owns.
- A *synthetic* covered call strategy is similar to a traditional covered call strategy in that the investor sells a call option that is based on the value of the underlying security. However, in a synthetic covered call strategy, the investor (the Fund) does not own the underlying security, but rather seeks to *synthetically* replicate 100% of the price movements of the underlying security through the use of various investment instruments.

The Fund’s synthetic covered call strategies consists of the following three elements, each of which is described in greater detail farther below:

- Synthetic long exposure to the Underlying Security, which allows the Fund to seek to participate in the changes, up or down, in the price of shares of the Underlying Security.

- Covered call writing (where the Underlying Security’s call options are sold against the synthetic long portion of the strategy), which allows the Fund to generate income.
- U.S. Treasuries, which are used for collateral for the options, and which also generate income.

1. Synthetic Long Exposure

To achieve a synthetic long exposure to the Underlying Security, the Fund will buy the Underlying Security’s call options and, simultaneously, sell the Underlying Security’s put options to try to replicate the price movements of the Underlying Security. The call options purchased by the Fund and the put options sold by the Fund will generally have one-month to six-month terms and strike prices that are approximately equal to the then-current share price of the Underlying Security at the time the contracts are purchased and sold, respectively. The combination of the long call options and sold put options provides the Fund with indirect investment exposure equal to approximately 100% of the Underlying Security for the duration of the applicable options exposure.

2. Covered Call Strategies

Covered Call Strategy

As part of its strategy, the Fund will write (sell) call option contracts on the Underlying Security to generate income. Since the Fund does not directly own the Underlying Security, these written call options will be sold short (i.e., selling a position it does not currently own). The Fund will seek to participate in the share price appreciation of the Underlying Security, if any. However, due to the nature of covered call strategies, the Fund’s participation may be subject to a cap (as described below). In this strategy, the call options written (sold) by the Fund will generally have 1- month or less expiration dates (the “Call Period”) and generally have a strike price that is approximately 0%-15% above the then-current share price of the Underlying Security.

It is important to note that the sale of the Underlying Security call option contracts will limit the Fund’s participation in the appreciation in the Underlying Security’s stock price. If the stock price of the Underlying Security increases, the above-referenced synthetic long exposure alone would allow the Fund to experience similar percentage gains. However, if the Underlying Security’s stock price appreciates beyond the strike price of one or more of the sold (short) call option contracts, the Fund will lose money on those short call positions, and the losses will, in turn, limit the upside return of the Fund’s synthetic long exposure. As a result, the Fund’s overall strategy (i.e., the combination of the synthetic long exposure to the Underlying Security and the sold (short) the Underlying Security call positions) will limit the Fund’s participation in gains in the Underlying Security’s stock price beyond a certain point.

Covered Call Spread Strategy

The Adviser will employ the Covered Call Spread Strategy when it believes it is a better strategy for the Fund as compared to the Covered Call Strategy. The Fund may write (sell) credit call spreads (described below) rather than stand-alone call option contracts to seek greater participation in the potential appreciation of its Underlying Security’s share price, while still generating net premium income. The Adviser will primarily employ this covered call spread strategy when it believes that the share price of its Underlying Security is likely to rise significantly in the short term (e.g., following a substantial selloff or overall positive market news). Additionally, the Adviser may use this strategy in other scenarios (e.g., if the market is undervaluing further out-of-the-money options relative to near-the-money options), where it believes the use of credit call spreads may prove more advantageous to the Fund’s total return than the covered call strategy.

A credit call spread involves selling a call option while simultaneously buying a call option with a higher strike price, both with the same expiration date. By writing credit call spreads, the Fund can potentially offset losses incurred from its short call positions if the Underlying Security’s share price rises above the strike price.

3. U.S. Treasuries

The Fund will hold short-term U.S. Treasury securities as collateral in connection with the Fund’s synthetic covered call strategy.

The Fund intends to continuously maintain indirect exposure to the Underlying Security through the use of options contracts. As the options contracts it holds are exercised or expire it may enter into new options contracts, a practice referred to as “rolling.” The Fund’s practice of rolling options may result in high portfolio turnover.

Fund’s Monthly Distributions

The Fund will seek to provide monthly income in the form of cash distributions. The Fund will seek to generate such income in the following ways:

- Writing (selling) call option contracts on its Underlying Security as described above. The income comes mainly from the option premiums received from these option sales. A premium, in this context, refers to the price the option buyer pays to the option seller (the Fund) for the rights granted by the option. The amount of these premiums is largely affected by the fluctuations in the Underlying Security’s stock prices. However, other elements like interest rates can also influence the income level.
- Investing in short-term U.S. Treasury securities. The income generated by these securities will be influenced by interest rates at the time of investment.
- In addition to the income-seeking methodologies stated in the Prospectus, the Fund’s use of the Synthetic Covered Call Spread Strategy may occasionally allow it to capture a substantial portion of any significant increase in the price of its Underlying Security. When this happens, the Fund could receive profits exceeding the initial cost of the call options, and the Fund’s distributions may include some of those profits.

Fund’s Return Profile vs its Underlying Security

For the reasons stated above, the Fund’s performance will differ from that of the Underlying Security’s stock price. The performance differences will depend on, among other things, the price of the Underlying Security, changes in the value of the the Underlying Security options contracts the Fund holds, and changes in the value of the U.S. Treasuries.

Fund Portfolio

Principal Holdings		
Portfolio Holdings (All options are based on the value of the Underlying Security)	Investment Terms	Expected Target Maturity
Purchased call option contracts	<p>“at-the-money” (<i>i.e.</i>, the strike price is equal to the then-current share price of the Underlying Security at the time of purchase) to provide indirect exposure to positive price returns of the Underlying Security.</p> <p>If the Underlying Security share price increases, these options will generate corresponding increases to the Fund.</p>	1-month to 6-month expiration dates
Sold put option contracts	<p>“at-the-money” (<i>i.e.</i>, the strike price is equal to the then-current share price of the Underlying Security at the time of sale).</p> <p>They are sold to help pay for the purchased call options described above.</p> <p>However, the sold put option contracts provide exposure to the full extent of any share price losses experienced by the Underlying Security.</p>	1-month to 6-month expiration dates
Sold (short) call option contracts (<i>Covered Call Strategy</i>)	<p>The strike price is approximately 0%-15% more than the then-current share price of the Underlying Security at the time of sale.</p> <p>They generate current income. However, they also limit some potential positive returns that the Fund may have otherwise experienced from gains in the Underlying Security’s share price.</p>	1-month or less expiration dates
Sold (short) call option contracts (<i>Covered Call Spread Strategy</i>)	<p>The strike price is approximately 0%-15% more than the then-current share price of the Fund’s Underlying Security at the time of sale.</p> <p>Sold call option contracts provide inverse exposure to the full extent of any increases in the value experienced by the Fund’s Underlying Security, minus the premium received.</p>	1-month or less expiration dates
Purchased call option contracts (<i>Covered Call Spread Strategy</i>)	<p>“out-of-the-money” (<i>i.e.</i>, the strike price is above the strike price of the corresponding Covered Call Spread Strategy sold call).</p> <p>Bought call option contracts provide exposure to the full extent of any increases in the value experienced by the Fund’s Underlying Security above the option’s strike price.</p>	1-month or less expiration dates
U.S Treasury Securities and Cash	Multiple series of U.S. Treasury Bills supported by the full faith and credit of the U.S. government.	6-month to 2-year maturities

	<p>These instruments are used as collateral for the Fund’s derivative investments.</p> <p>They will also generate income.</p>	
--	---	--

The market value of the cash and treasuries held by the Fund is expected to be between 50% and 100% of the Fund’s net assets and the market value of the options package is expected to be between 0% and 50% of the Fund’s net assets. In terms of notional value, the combination of these investment instruments provides indirect investment exposure to COIN equal to at least 100% of the Fund’s total assets.

Under normal circumstances, the Fund will invest at least 80% of its net assets, plus borrowings for investment purposes, in securities and financial instruments that provide indirect exposure to COIN.

The Fund is classified as “non-diversified” under the 1940 Act.

There is no guarantee that the Fund’s investment strategy will be properly implemented, and an investor may lose some or all of its investment.

Coinbase Global, Inc.

Coinbase Global, Inc. offers a variety of products and services that enable individuals, businesses, and developers to participate in the cryptoeconomy. It provides customers around the world with a platform for buying, selling, transferring, and storing digital assets. Coinbase Global, Inc. is listed on Nasdaq. The aggregate market value of the voting and non-voting stock held by non-affiliates of Coinbase Global, Inc. as of the most recent available data at time of drafting this prospectus (June 30, 2024), was approximately \$44.6 billion based on the closing sales price of Coinbase Global, Inc.’s Class A common stock as reported on Nasdaq on that date.

Coinbase Global, Inc. is registered under the Securities Exchange Act of 1934, as amended (the “Exchange Act”). Information provided to or filed with the SEC by Coinbase Global, Inc. pursuant to the Exchange Act can be located by reference to the SEC file number 001-40289 through the SEC’s website at www.sec.gov. In addition, information regarding Coinbase Global, Inc. may be obtained from other sources including, but not limited to, press releases, newspaper articles and other publicly disseminated documents.

This document relates only to the securities offered hereby and does not relate to COIN or other securities of Coinbase Global, Inc. The Fund has derived all disclosures contained in this document regarding Coinbase Global, Inc. from the publicly available documents. None of the Fund, the Trust, the Adviser, or their respective affiliates has participated in the preparation of such publicly available offering documents or made any due diligence inquiry regarding such documents with respect to Coinbase Global, Inc. None of the Fund, the Trust, the Adviser, or their respective affiliates makes any representation that such publicly available documents or any other publicly available information regarding Coinbase Global, Inc. is accurate or complete. Furthermore, the Fund cannot give any assurance that all events occurring prior to the date hereof (including events that would affect the accuracy or completeness of the publicly available documents described above) that would affect the trading price of Coinbase Global, Inc. (and therefore the price of Coinbase Global, Inc. at the time we price the securities) have been publicly disclosed. Subsequent disclosure of any such events or the disclosure of or failure to disclose material future events concerning Coinbase Global, Inc. could affect the value received with respect to the securities and therefore the value of the securities.

None of the Fund, the Trust, the Adviser, or their respective affiliates makes any representation to you as to the performance of COIN.

THE FUND, TRUST AND ADVISER ARE NOT AFFILIATED WITH COINBASE GLOBAL, INC.

Due to the Fund’s investment strategy, the Fund’s investment exposure is concentrated in (or substantially exposed to) the same industry as that assigned to COIN. As of the date of the Prospectus, COIN is assigned to the capital markets industry.

Principal Investment Risks

The principal risks of investing in the Fund are summarized below. As with any investment, there is a risk that you could lose all or a portion of your investment in the Fund. Some or all of these risks may adversely affect the Fund’s net asset value (“NAV”) per share, trading price, yield, total return, and/or ability to meet its objective. For more information about the risks of investing in the Fund, see the section in the Fund’s Prospectus titled “Additional Information About the Funds—Principal Risks of Investing in the Funds.”

An investment in the Fund entails risk. The Fund may not achieve its investment objective and there is a risk that you could lose all of your money invested in the Fund. The Fund is not a complete investment program. It is important that investors closely review all of the risks listed below and understand them before making an investment in the Fund.

Each risk summarized below is considered a “principal risk” of investing in the Fund, regardless of the order in which they appear.

COIN Risk. The Fund invests in options contracts that are based on the value of COIN. This subjects the Fund to certain of the same risks as if it owned shares of COIN, even though it does not. By virtue of the Fund's investments in options contracts that are based on the value of COIN, the Fund may also be subject to the following risks:

Indirect Investment in COIN Risk. Coinbase Global, Inc. is not affiliated with the Trust, the Fund, the Adviser, or their respective affiliates and is not involved with this offering in any way and has no obligation to consider your Shares in taking any corporate actions that might affect the value of Shares. Investors in the Fund will not have voting rights and will not be able to influence management of Coinbase Global, Inc. but will be exposed to the performance of COIN (the underlying stock). Investors in the Fund will not have rights to receive dividends or other distributions or any other rights with respect to the underlying stock but will be subject to declines in the performance of the underlying stock.

COIN Trading Risk. The trading price of COIN may be highly volatile and could continue to be subject to wide fluctuations in response to various factors. The stock market in general, and the market for technology companies in particular, has experienced extreme price and volume fluctuations that have often been unrelated or disproportionate to the operating performance of those companies. In particular, a large proportion of COIN may be traded by short sellers which may put pressure on the supply and demand for the common stock of Coinbase Global, Inc., further influencing volatility in its market price. Public perception and other factors outside of the control of Coinbase Global, Inc. may additionally impact COIN's stock price due to Coinbase Global, Inc. garnering a disproportionate degree of public attention, regardless of actual operating performance. In addition, in the past, following periods of volatility in the overall market and the market price of a particular company's securities, securities class action litigation has often been instituted against companies such as these. Moreover, stockholder litigation like this has been filed against Coinbase Global, Inc. in the past. While Coinbase Global, Inc. continues to defend such actions, any judgment against Coinbase Global, Inc., or any future stockholder litigation could result in substantial costs and a diversion of the management of Coinbase Global, Inc.'s attention and resources. If COIN trading is halted, trading in Shares of the COIN Fund may be impacted, either temporarily or indefinitely.

Coinbase Global, Inc. Performance Risk. Coinbase Global, Inc. may fail to meet its publicly announced guidelines or other expectations about its business, which could cause the price of COIN to decline. Coinbase Global, Inc. provides guidance regarding its expected financial and business performance, such as projections regarding sales and production, as well as anticipated future revenues, gross margins, profitability and cash flows. Correctly identifying key factors affecting business conditions and predicting future events is inherently an uncertain process, and the guidance Coinbase Global, Inc. provides may not ultimately be accurate and has in the past been inaccurate in certain respects, such as the timing of new product manufacturing ramps. The guidance is based on certain assumptions such as those relating to global and local economic conditions, anticipated production and sales volumes (which generally are not linear throughout a given period), average sales prices, supplier and commodity costs, and planned cost reductions. If Coinbase Global, Inc.'s guidance is not accurate or varies from actual results due to its inability to meet the assumptions or the impact on its financial performance that could occur as a result of various risks and uncertainties, the market value of common stock issued by Coinbase Global, Inc. could decline significantly.

Digital Assets Risk. While the Fund will not directly invest in digital assets, it will be subject to the risks associated with digital assets by virtue of its investments in options contracts that reference COIN. The technologies underpinning digital assets are highly disruptive, and the future successes of such technologies are highly uncertain. Further, because the development of digital asset technologies is in a nascent stage, digital asset companies may be rapidly eclipsed by newer and more disruptive technological advances that render current digital assets or technologies outdated or undesirable. Further, digital asset companies may be subject to the risks posed by conflicting intellectual property claims among digital assets, which may reduce confidence in the viability of a digital asset. Because of the uncertainty of digital asset technologies, the values of the securities of these companies may be highly volatile. Digital assets may be traded on exchanges that are unregulated and often located outside the United States. Digital asset exchanges may stop operating or permanently shut down due to fraud, theft, disruption, technical glitches, hackers, malware or security compromises or failures in the underlying blockchain, ledger or software. Digital Assets are also at risk of possible manipulation and vulnerabilities surrounding the use of third-party products, which may be subject to technical defects beyond a company's control. Further, digital assets are not maintained in traditional custodial arrangements, and instead are typically held in "wallets," which are public digital addresses accessible only by "private keys." If a private key is stolen, lost, damaged or destroyed, the digital assets attributable to such private key may be irreversibly lost without the possibility of recovery. Over their short history, digital assets have experienced tremendous price volatility compared to traditional asset classes, and may experience significant illiquidity in stressed market conditions. The values of digital assets should not be expected to be connected or correlated to traditional economic or market forces, and the value of the investments in digital assets could decline rapidly, including to zero, as a digital asset may decline in popularity, acceptance or use, thereby impairing its price.

Financials Companies Risk. Financial companies, such as retail and commercial banks, brokerage firms, insurance companies and financial services companies, are especially subject to the adverse effects of economic recession, currency exchange rates, extensive government regulation, decreases in the availability of capital, volatile interest rates, portfolio concentrations in

geographic markets, industries or products (such as commercial and residential real estate loans) and competition from new entrants and blurred distinctions in their fields of business. The extent to which the Fund may invest in a company that engages in securities-related activities or banking is limited by applicable law. Governmental regulation may change frequently and may have significant adverse consequences for companies in the financials sector, including effects not intended by such regulation. The impact of changes in capital requirements, or recent or future regulation, on any financial company or on the financials sector as a whole cannot be predicted. The financials sector can be a target of cyberattacks, and may experience technology malfunctions and disruptions. These risks may be amplified for companies that operate online and digital platforms. In recent years, cyberattacks and technology malfunctions and failures have become increasingly frequent in this sector and have reportedly caused losses to companies in this sector.

Blockchain Related Company Risk. The performance of COIN, and consequently the Fund's performance, is subject to the risks relating to companies engaged in blockchain related activities. The "blockchain" is a peer to peer, shared, digital ledger that facilitates the process of recording transactions and tracking assets. Cryptocurrencies are digital currencies that use blockchain technology to record and secure every transaction. Blockchain technology is new and its uses are in many cases untested or unclear. Blockchain related companies involved in cryptocurrencies may face volatile rates of adoption and face intense competition and potentially rapid product obsolescence. These companies may also have significant exposure to fluctuations in the spot prices of digital assets, particularly to the extent that demand for a service may increase as the spot price of digital assets increase. Many blockchain companies currently operate under less regulatory scrutiny than traditional financial services companies and banks, but there is significant risk that regulatory oversight could increase in the future. Higher levels of regulation could increase costs and adversely impact the current business models of some blockchain related companies and could even result in the outright prohibition of certain business activities. Any further restrictions imposed by governments on crypto-currency related activities may adversely impact blockchain companies. In contrast, a higher level of certainty relating to governmental regulation could serve to enhance the performance of certain blockchain-related companies. In addition, many blockchain companies store sensitive consumer information and could be the target of cybersecurity attacks and other types of theft, which could have a negative impact on these companies. Access to a given blockchain may require a specific cryptographic key (in effect a string of characters granting unique access to initiate transactions related to specific digital assets) or set of keys, the theft, loss, or destruction of which, either by accident or as a result of the efforts of a third-party, could irrevocably impair a claim to the digital assets stored on that blockchain.

Derivatives Risk. Derivatives are financial instruments that derive value from the underlying reference asset or assets, such as stocks, bonds, or funds (including ETFs), interest rates or indexes. The Fund's investments in derivatives may pose risks in addition to, and greater than, those associated with directly investing in securities or other ordinary investments, including risk related to the market, imperfect correlation with underlying investments or the Fund's other portfolio holdings, higher price volatility, lack of availability, counterparty risk, liquidity, valuation and legal restrictions. The use of derivatives is a highly specialized activity that involves investment techniques and risks different from those associated with ordinary portfolio securities transactions. The use of derivatives may result in larger losses or smaller gains than directly investing in securities. When the Fund uses derivatives, there may be an imperfect correlation between the value of COIN and the derivative, which may prevent the Fund from achieving its investment objective. Because derivatives often require only a limited initial investment, the use of derivatives may expose the Fund to losses in excess of those amounts initially invested. In addition, the Fund's investments in derivatives are subject to the following risks:

Options Contracts. The use of options contracts involves investment strategies and risks different from those associated with ordinary portfolio securities transactions. The prices of options are volatile and are influenced by, among other things, actual and anticipated changes in the value of the underlying instrument, including the anticipated volatility, which are affected by fiscal and monetary policies and by national and international political, changes in the actual or implied volatility or the reference asset, the time remaining until the expiration of the option contract and economic events. For the Fund in particular, the value of the options contracts in which it invests are substantially influenced by the value of COIN. The Fund may experience substantial downside from specific option positions and certain option positions held by the Fund may expire worthless. The options held by the Fund are exercisable at the strike price on their expiration date. As an option approaches its expiration date, its value typically increasingly moves with the value of the underlying instrument. However, prior to such date, the value of an option generally does not increase or decrease at the same rate as the underlying instrument. There may at times be an imperfect correlation between the movement in the values of options contracts and the underlying instrument, and there may at times not be a liquid secondary market for certain options contracts. The value of the options held by the Fund will be determined based on market quotations or other recognized pricing methods. Additionally, as the Fund intends to continuously maintain indirect exposure to COIN through the use of options contracts, as the options contracts it holds are exercised or expire it will enter into new options contracts, a practice referred to as "rolling." If the expiring options contracts do not generate proceeds enough to cover the cost of entering into new options contracts, the Fund may experience losses.

Counterparty Risk. The Fund is subject to counterparty risk by virtue of its investments in options contracts. Transactions in some types of derivatives, including options, are required to be centrally cleared ("cleared derivatives"). In a transaction involving cleared derivatives, the Fund's counterparty is a clearing house rather than a bank or broker. Since the Fund is not a member of clearing houses and only members of a clearing house ("clearing members") can participate directly in the clearing house, the Fund will hold cleared

derivatives through accounts at clearing members. In cleared derivatives positions, the Fund will make payments (including margin payments) to and receive payments from a clearing house through their accounts at clearing members. Customer funds held at a clearing organization in connection with any options contracts are held in a commingled omnibus account and are not identified to the name of the clearing member's individual customers. As a result, assets deposited by the Fund with any clearing member as margin for options may, in certain circumstances, be used to satisfy losses of other clients of the Fund's clearing member. In addition, although clearing members guarantee performance of their clients' obligations to the clearing house, there is a risk that the assets of the Fund might not be fully protected in the event of the clearing member's bankruptcy, as the Fund would be limited to recovering only a pro rata share of all available funds segregated on behalf of the clearing member's customers for the relevant account class. The Fund is also subject to the risk that a limited number of clearing members are willing to transact on the Fund's behalf, which heightens the risks associated with a clearing member's default. This risk is greater for the Fund as it seeks to hold options contracts on a single security, and not a broader range of options contracts, which may limit the number of clearing members that are willing to transact on the Fund's behalf. If a clearing member defaults the Fund could lose some or all of the benefits of a transaction entered into by the Fund with the clearing member. If the Fund cannot find a clearing member to transact with on the Fund's behalf, the Fund may be unable to effectively implement its investment strategy.

Price Participation Risk. The Fund employs an investment strategy that includes the sale of call option contracts, which limits the degree to which the Fund will participate in increases in value experienced by COIN over the Call Period. This means that if COIN experiences an increase in value above the strike price of the sold call options during a Call Period, the Fund will likely not experience that increase to the same extent and may significantly underperform COIN over the Call Period. Additionally, because the Fund is limited in the degree to which it will participate in increases in value experienced by COIN over each Call Period, but has full exposure to any decreases in value experienced by COIN over the Call Period, the NAV of the Fund may decrease over any given time period. The Fund's NAV is dependent on the value of each options portfolio, which is based principally upon the performance of COIN. The degree of participation in COIN gains the Fund will experience will depend on prevailing market conditions, especially market volatility, at the time the Fund enters into the sold call option contracts and will vary from Call Period to Call Period. The value of the options contracts is affected by changes in the value and dividend rates of COIN, changes in interest rates, changes in the actual or perceived volatility of COIN and the remaining time to the options' expiration, as well as trading conditions in the options market. As the price of COIN changes and time moves towards the expiration of each Call Period, the value of the options contracts, and therefore the Fund's NAV, will change. However, it is not expected for the Fund's NAV to directly correlate on a day-to-day basis with the returns of COIN. The amount of time remaining until the options contract's expiration date affects the impact of the potential options contract income on the Fund's NAV, which may not be in full effect until the expiration date of the Fund's options contracts. Therefore, while changes in the price of the COIN will result in changes to the Fund's NAV, the Fund generally anticipates that the rate of change in the Fund's NAV will be different than that experienced by COIN.

Distribution Risk. As part of the Fund's investment objective, the Fund seeks to provide current monthly income. There is no assurance that the Fund will make a distribution in any given month. If the Fund does make distributions, the amounts of such distributions will likely vary greatly from one distribution to the next. Additionally, the monthly distributions, if any, may consist of returns of capital, which would decrease the Fund's NAV and trading price over time. As a result, an investor may suffer significant losses to their investment. In addition, the underlying stock may pay dividends, the Fund's returns will not include any dividends paid by the underlying stock, and any income generated by the Fund may be less than the income generated by a direct investment in the underlying stock.

NAV Erosion Risk Due to Distributions. When the Fund makes a distribution, the Fund's NAV will typically drop by the amount of the distribution on the related ex-dividend date. The repeated payment of distributions by the Fund, if any, may significantly erode the Fund's NAV and trading price over time. As a result, an investor may suffer significant losses to their investment.

Call Strategy Risks. The path dependency (i.e., the continued use) of the Fund's call writing strategy will impact the extent that the Fund participates in the positive price returns of COIN and, in turn, the Fund's returns, both during the term of the sold call options and over longer time periods. If, for example, each month the Fund were to sell 7% out-of-the-money call options having a one-month term, the Fund's participation in the positive price returns of COIN will be capped at 7% in any given month. However, over a longer period (e.g., 5 months), the Fund should not be expected to participate fully in the first 35% (i.e., 5 months x 7%) of the positive price returns of COIN, or the Fund may even lose money, even if the COIN share price has appreciated by at least that much over such period, if during any month over that period COIN had a return less than 7%. This example illustrates that both the Fund's participation in the positive price returns of COIN and its returns will depend not only on the price of COIN but also on the path that COIN takes over time.

Additionally, when implementing the Covered Call Spread Strategy, the use of credit call spreads introduces further complexities and risks. While purchasing a higher-strike call option limits potential losses from the short call position, it also reduces the net premium received, which may result in lower overall returns compared to a stand-alone covered call strategy. If the price of the Underlying Security rises rapidly, the call spread may still cap upside participation, leading to missed profit opportunities. Furthermore, market conditions, such as mispricing between near-the-money and further out-of-the-money options, may impact the effectiveness of the strategy, potentially resulting in lower-than-expected returns or increased losses. The relative pricing of options at different strike levels can vary due to volatility shifts, liquidity constraints, or other market dynamics, adding an additional layer of uncertainty to the Fund's performance under this strategy.

ETF Risks.

Authorized Participants, Market Makers, and Liquidity Providers Concentration Risk. The Fund has a limited number of financial institutions that are authorized to purchase and redeem Shares directly from the Fund (known as “Authorized Participants” or “APs”). In addition, there may be a limited number of market makers and/or liquidity providers in the marketplace. To the extent either of the following events occur, Shares may trade at a material discount to NAV and possibly face delisting: (i) APs exit the business or otherwise become unable to process creation and/or redemption orders and no other APs step forward to perform these services; or (ii) market makers and/or liquidity providers exit the business or significantly reduce their business activities and no other entities step forward to perform their functions.

Cash Redemption Risk. The Fund’s investment strategy may require it to redeem Shares for cash or to otherwise include cash as part of its redemption proceeds. For example, the Fund may not be able to redeem in-kind certain securities held by the Fund (e.g., derivative instruments). In such a case, the Fund may be required to sell or unwind portfolio investments to obtain the cash needed to distribute redemption proceeds. This may cause the Fund to recognize a capital gain that it might not have recognized if it had made a redemption in-kind. As a result, the Fund may pay out higher annual capital gain distributions than if the in-kind redemption process was used. By paying out higher annual capital gain distributions, investors may be subjected to increased capital gains taxes. Additionally, there may be brokerage costs or taxable gains or losses that may be imposed on the Fund in connection with a cash redemption that may not have occurred if the Fund had made a redemption in-kind. These costs could decrease the value of the Fund to the extent they are not offset by a transaction fee payable by an AP.

Costs of Buying or Selling Shares. Due to the costs of buying or selling Shares, including brokerage commissions imposed by brokers and bid-ask spreads, frequent trading of Shares may significantly reduce investment results and an investment in Shares may not be advisable for investors who anticipate regularly making small investments.

Management Risk. The Fund is subject to management risk because it is an actively managed portfolio. In managing the Fund’s investment portfolio, the portfolio managers will apply investment techniques and risk analyses that may not produce the desired result. There can be no guarantee that the Fund will meet its investment objective.

Shares May Trade at Prices Other Than NAV. As with all ETFs, Shares may be bought and sold in the secondary market at market prices. Although it is expected that the market price of Shares will approximate the Fund’s NAV, there may be times when the market price of Shares is more than the NAV intra-day (premium) or less than the NAV intra-day (discount) due to supply and demand of Shares or during periods of market volatility. This risk is heightened in times of market volatility, periods of steep market declines, and periods when there is limited trading activity for Shares in the secondary market, in which case such premiums or discounts may be significant.

Trading. Although Shares are listed on a national securities exchange, such as NYSE Arca, Inc. (the “Exchange”), and may be traded on U.S. exchanges other than the Exchange, there can be no assurance that an active trading market for the Shares will develop or be maintained or that the Shares will trade with any volume, or at all, on any stock exchange. This risk may be greater for the Fund as it seeks to have exposure to a single underlying stock as opposed to a more diverse portfolio like a traditional pooled investment. In stressed market conditions, the liquidity of Shares may begin to mirror the liquidity of the Fund’s underlying portfolio holdings, which can be significantly less liquid than Shares. Shares trade on the Exchange at market price that may be below, at or above the Fund’s NAV. Trading in Shares on the Exchange may be halted due to market conditions or for reasons that, in the view of the Exchange, make trading in Shares inadvisable. In addition, trading in Shares on the Exchange is subject to trading halts caused by extraordinary market volatility pursuant to the Exchange “circuit breaker” rules. There can be no assurance that the requirements of the Exchange necessary to maintain the listing of the Fund will continue to be met or will remain unchanged. In the event of an unscheduled market close for options contracts that reference a single stock, such as COIN’s securities being halted or a market wide closure, settlement prices will be determined by the procedures of the listing exchange of the options contracts. As a result, the Fund could be adversely affected and be unable to implement its investment strategies in the event of an unscheduled closing.

High Portfolio Turnover Risk. The Fund may actively and frequently trade all or a significant portion of the Fund’s holdings. A high portfolio turnover rate increases transaction costs, which may increase the Fund’s expenses. Frequent trading may also cause adverse tax consequences for investors in the Fund due to an increase in short-term capital gains.

Inflation Risk. Inflation risk is the risk that the value of assets or income from investments will be less in the future as inflation decreases the value of money. As inflation increases, the present value of the Fund’s assets and distributions, if any, may decline.

Liquidity Risk. Some securities held by the Fund, including options contracts, may be difficult to sell or be illiquid, particularly during times of market turmoil. This risk is greater for the Fund as it will hold options contracts on a single security, and not a broader range of options contracts. Markets for securities or financial instruments could be disrupted by a number of events, including, but not limited to, an economic crisis, natural disasters, epidemics/pandemics, new legislation or regulatory changes inside or outside the United States. Illiquid securities may be difficult to value, especially in changing or volatile markets. If the Fund is forced to sell an illiquid security at an unfavorable time or price, the Fund may be adversely impacted. Certain market conditions or restrictions, such as market rules related

to short sales, may prevent the Fund from limiting losses, realizing gains or achieving a high correlation with COIN. There is no assurance that a security that is deemed liquid when purchased will continue to be liquid. Market illiquidity may cause losses for the Fund.

Market Events Risk. The Fund's investments are subject to changes in general economic conditions, general market fluctuations and the risks inherent in investment in securities and other financial instruments. Investment markets can be volatile and prices of investments can change substantially due to various factors including, but not limited to, economic growth or recession, changes in interest rates, inflation, changes in the actual or perceived creditworthiness of issuers, and general market liquidity. The Fund is subject to the risk that geopolitical events will disrupt securities and other financial markets and adversely affect global economies and markets. Local, regional or global events such as war, military conflicts, acts of terrorism, natural disasters, the spread of infectious illness or other public health issues, or other events could have a significant impact on the Fund and its investments. Continuing uncertainties regarding interest rates, rising inflation, political events, rising government debt in the U.S. and trade tensions also contribute to market volatility. Conflict, loss of life and disaster connected to ongoing armed conflict between Ukraine and Russia in Europe and between Israel and Hamas in the Middle East could have severe adverse effects on the related region, including significant adverse effects on the regional or global economies and the markets for certain securities. The U.S. and the European Union have imposed sanctions on certain Russian individuals and companies, including certain financial institutions, and have limited certain exports and imports to and from Russia. These conflicts have contributed to recent market volatility and may continue to do so.

Money Market Instrument Risk. The Fund may use a variety of money market instruments for cash management purposes, including money market funds, depository accounts and repurchase agreements. Repurchase agreements are contracts in which a seller of securities agrees to buy the securities back at a specified time and price. Repurchase agreements may be subject to market and credit risk related to the collateral securing the repurchase agreement. Money market instruments, including money market funds, may lose money through fees or other means.

Newer Fund Risk. The Fund is a recently organized management investment company with limited operating history. As a result, prospective investors have a limited track record or history on which to base their investment decisions. There can be no assurance that the Fund will maintain an economically viable size.

Non-Diversification Risk. Because the Fund is "non-diversified," it may invest a greater percentage of its assets in the securities of a single issuer or a smaller number of issuers than if it was a diversified fund. As a result, a decline in the value of an investment in a single issuer or a smaller number of issuers could cause the Fund's overall value to decline to a greater degree than if the Fund held a more diversified portfolio. This may increase the Fund's volatility and cause the performance of a relatively smaller number of issuers to have a greater impact on the Fund's performance.

Operational Risk. The Fund is subject to risks arising from various operational factors, including, but not limited to, human error, processing and communication errors, errors of the Fund's service providers, counterparties or other third-parties, failed or inadequate processes and technology or systems failures. The Fund relies on third-parties for a range of services, including custody. Any delay or failure relating to engaging or maintaining such service providers may affect the Fund's ability to meet its investment objective. Although the Fund, and Adviser seek to reduce these operational risks through controls and procedures, there is no way to completely protect against such risks.

Single Issuer Risk. Issuer-specific attributes may cause an investment in the Fund to be more volatile than a traditional pooled investment which diversifies risk or the market generally. The value of the Fund, which focuses on an individual security (COIN), may be more volatile than a traditional pooled investment or the market as a whole and may perform differently from the value of a traditional pooled investment or the market as a whole.

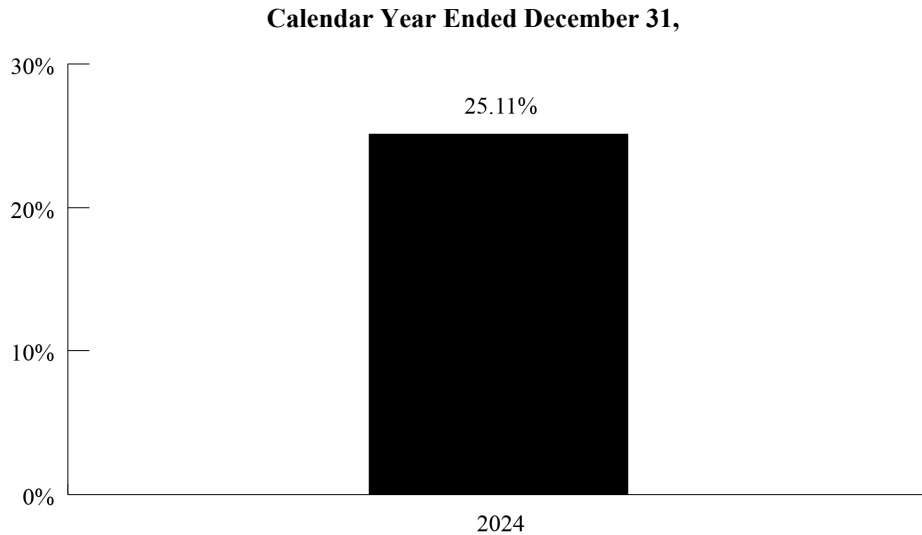
Tax Risk. The Fund intends to elect and to qualify each year to be treated as a RIC under Subchapter M of the Code. As a RIC, the Fund will not be subject to U.S. federal income tax on the portion of its net investment income and net capital gain that it distributes to Shareholders, provided that it satisfies certain requirements of the Code. If the Fund does not qualify as a RIC for any taxable year and certain relief provisions are not available, the Fund's taxable income will be subject to tax at the Fund level and to a further tax at the shareholder level when such income is distributed. To comply with the asset diversification test applicable to a RIC, the Fund will attempt to ensure that the value of options it holds is never 25% of the total value of Fund assets at the close of any quarter. If the Fund's investments in options were to exceed 25% of the Fund's total assets at the end of a tax quarter, the Fund, generally, has a grace period to cure such lack of compliance. If the Fund fails to timely cure, it may no longer be eligible to be treated as a RIC.

U.S. Government and U.S. Agency Obligations Risk. The Fund may invest in securities issued by the U.S. government or its agencies or instrumentalities. U.S. Government obligations include securities issued or guaranteed as to principal and interest by the U.S. Government, its agencies or instrumentalities, such as the U.S. Treasury. Payment of principal and interest on U.S. Government obligations may be backed by the full faith and credit of the United States or may be backed solely by the issuing or guaranteeing agency or instrumentality itself. In the latter case, the investor must look principally to the agency or instrumentality issuing or guaranteeing the obligation for ultimate repayment, which agency or instrumentality may be privately owned. There can be no assurance that the U.S.

Government would provide financial support to its agencies or instrumentalities (including government-sponsored enterprises) where it is not obligated to do so.

Performance

The following performance information provides some indication of the risks of investing in the Fund by showing changes in the Fund’s performance over time. The following bar chart shows the Fund’s annual returns. The table illustrates how the Fund’s average annual returns for the 1-year and since inception periods compare with those of a broad measure of market performance. Although past performance of the Fund is no guarantee of how it will perform in the future, historical performance may give you some indication of the risks of investing in the Fund. Updated performance information will be available on the Fund’s website at www.yieldmaxetfs.com.



During the period of time shown in the bar chart, the Fund’s highest quarterly return was 29.73% for the quarter ended March 31, 2024 and the lowest quarterly return was -17.04% for the quarter ended September 30, 2024.

Average Annual Total Returns

For the Periods Ended December 31, 2024

	1 Year	Since August 14, 2023	Inception
Return Before Taxes	25.11%	78.50%	
Return After Taxes on Distributions	4.96%	47.89%	
Return After Taxes on Distributions and Sale of Fund Shares	14.51%	46.31%	
S&P 500® Total Return Index (reflects no deduction for fees, expenses, or taxes) ⁽¹⁾	25.02%	23.39%	

⁽¹⁾ The S&P 500® Total Return Index is a free-float market capitalization-weighted index of 500 of the largest U.S. companies. The index is calculated on a total return basis with dividends reinvested.

After-tax returns are calculated using the historical highest individual federal marginal income tax rates during the period covered by the table above and do not reflect the impact of state and local taxes. Actual after-tax returns depend on an investor’s tax situation and may differ from those shown. After-tax returns shown are not relevant to investors who hold their Shares through tax-deferred or other tax-advantaged arrangements such as an individual retirement account (“IRA”).

Management

Investment Adviser: Tidal Investments LLC (the “Adviser”) serves as investment adviser to the Fund.

Portfolio Managers:

The following individuals are jointly and primarily responsible for the day-to-day management of the Fund.

Jay Pestrighelli, Portfolio Manager for the Adviser, has been a portfolio manager of the Fund since its inception in 2023.

Qiao Duan, CFA, Portfolio Manager for the Adviser, has been a portfolio manager of the Fund since its inception in 2023.

Charles A. Ragauss, CFA, Portfolio Manager for the Adviser, has been a portfolio manager of the Fund since its inception in 2023.

CFA® is a registered trademark owned by the CFA Institute.

Purchase and Sale of Shares

The Fund issues and redeems Shares at NAV only in large blocks known as “Creation Units,” which only Authorized Participants (APs) (typically, broker-dealers) may purchase or redeem. The Fund generally issues and redeems Creation Units in exchange for a portfolio of securities (the “Deposit Securities”) and/or a designated amount of U.S. cash.

Shares are listed on a national securities exchange, such as the Exchange, and individual Shares may only be bought and sold in the secondary market through brokers at market prices, rather than NAV. Because Shares trade at market prices rather than NAV, Shares may trade at a price greater than NAV (premium) or less than NAV (discount).

An investor may incur costs attributable to the difference between the highest price a buyer is willing to pay to purchase Shares (the “bid” price) and the lowest price a seller is willing to accept for Shares (the “ask” price) when buying or selling Shares in the secondary market. This difference in bid and ask prices is often referred to as the “bid-ask spread.”

Information regarding the Fund’s NAV, market price, how often Shares traded on the Exchange at a premium or discount, and bid-ask spreads can be found on the Fund’s website at www.yieldmaxetfs.com.

Tax Information

Fund distributions are generally taxable as ordinary income, qualified dividend income, or capital gains (or a combination), unless an investment is in an individual retirement account (“IRA”) or other tax-advantaged account. Distributions on investments made through tax-deferred arrangements may be taxed later upon withdrawal of assets from those accounts.

Financial Intermediary Compensation

If you purchase Shares through a broker-dealer or other financial intermediary (such as a bank) (an “Intermediary”), the Adviser or its affiliates may pay Intermediaries for certain activities related to the Fund, including participation in activities that are designed to make Intermediaries more knowledgeable about exchange-traded products, including the Fund, or for other activities, such as marketing, educational training, or other initiatives related to the sale or promotion of Shares. These payments may create a conflict of interest by influencing the Intermediary and your salesperson to recommend the Fund over another investment. Any such arrangements do not result in increased Fund expenses. Ask your salesperson or visit the Intermediary’s website for more information.

YieldMax™ DIS Option Income Strategy ETF - FUND SUMMARY

Investment Objective

The Fund's primary investment objective is to seek current income. The Fund's secondary investment objective is to seek exposure to the share price of the common stock of The Walt Disney Company ("DIS" or "Underlying Security"), subject to a limit on potential investment gains.

Fees and Expenses of the Fund

This table describes the fees and expenses that you may pay if you buy, hold, and sell shares of the Fund ("Shares"). **You may pay other fees, such as brokerage commissions and other fees to financial intermediaries, which are not reflected in the table and Example below.**

Annual Fund Operating Expenses⁽¹⁾ (expenses that you pay each year as a percentage of the value of your investment)

Management Fee	0.99%
Distribution and Service (12b-1) Fees	None
Other Expenses (includes dividend, tax and broker expense)	0.32%
Acquired Fund Fees and Expenses ⁽²⁾	0.01%
Total Annual Fund Operating Expenses	1.32%

⁽¹⁾ The Fund's investment adviser, Tidal Investments LLC (the "Adviser"), a Tidal Financial Group company, will pay, or require a sub-adviser to pay, all expenses incurred by the Fund (except for advisory fees and sub-advisory fees, as the case may be) excluding interest charges on any borrowings made for investment purposes, dividends and other expenses on securities sold short, taxes, brokerage commissions and other expenses incurred in placing orders for the purchase and sale of securities and other investment instruments, acquired fund fees and expenses, accrued deferred tax liability, distribution fees and expenses paid by the Fund under any distribution plan adopted pursuant to Rule 12b-1 under the Investment Company Act of 1940, as amended (the "1940 Act"), and litigation expenses and other non-routine or extraordinary expenses.

⁽²⁾ Acquired Fund Fees and Expenses ("AFFE") are the indirect costs of investing in other investment companies. Total Annual Fund Operating Expenses do not correlate to the expense ratios in the Fund's Financial Highlights because the Financial Highlights include only the direct operating expenses incurred by the Fund and exclude AFFE.

Expense Example

This Example is intended to help you compare the cost of investing in the Fund with the cost of investing in other funds. The Example assumes that you invest \$10,000 in the Fund for the time periods indicated and then redeem or hold all of your Shares at the end of those periods. The Example also assumes that your investment has a 5% return each year and that the Fund's operating expenses remain the same. The Example does not take into account brokerage commissions that you may pay on your purchases and sales of Shares. Although your actual costs may be higher or lower, based on these assumptions your costs would be:

1 Year	3 Years	5 Years	10 years
\$134	\$418	\$723	\$1,590

Portfolio Turnover

The Fund pays transaction costs, such as commissions, when it buys and sells securities (or "turns over" its portfolio). A higher portfolio turnover rate may indicate higher transaction costs and may result in higher taxes when Shares are held in a taxable account. These costs, which are not reflected in total annual fund operating expenses or in the expense example above, affect the Fund's performance. During the most recent fiscal year, the Fund's portfolio turnover rate was 20% of the average value of its portfolio.

Principal Investment Strategies

The Fund is an actively managed exchange-traded fund ("ETF") that seeks current income while providing indirect exposure to the share price (*i.e.*, the price returns) of the common stock of The Walt Disney Company ("DIS" or the "Underlying Security"), subject to a limit on potential investment gains. The Fund will employ its investment strategy as it relates to DIS regardless of whether there are periods of adverse market, economic, or other conditions and will not take temporary defensive positions during such periods. As further described below, the Fund uses either a synthetic covered call strategy or a synthetic covered call spread strategy to provide income and indirect exposure to the share price returns of DIS, subject to a limit on potential investment gains as a result of the nature of the options strategy it employs. That is, the Fund not only seeks to generate income from its options investments but also aims to derive gains when the value of DIS increases. The Fund's options contracts provide:

- indirect exposure to the share price returns of DIS,
- current income from the option premiums, and
- a limit on the Fund’s participation in gains, if any, of the share price returns of DIS.

For more information, see sections “The Fund’s Use of Underlying Security Option Contracts,” “Synthetic Covered Call Strategy” and “Synthetic Covered Call Spread Strategy” below.

Why invest in the Fund?

- The Fund seeks to generate monthly income, which is not dependent on the price appreciation of the Underlying Security.
- The Fund seeks to participate in a portion of the gains experienced by the Underlying Security.

That is, although the Fund may not fully participate in gains in the Underlying Security’s stock price, the Fund’s portfolio is designed to generate income.

An Investment in the Fund is not an investment in the Underlying Security.

- **The Fund’s strategy will capture only a portion of its potential gains if the Underlying Security’s stock price increase in value.**
- **The Fund’s strategy is subject to all potential losses if the Underlying Security’s stock price decrease in value, which may not be offset by income received by the Fund.**
- The Fund does not invest directly in the Underlying Security.
- Fund shareholders are not entitled to any Underlying Security dividends.

Additional information regarding the Underlying Security is also set forth below.

The Fund’s Use of Underlying Security Option Contracts

As part of the Fund’s synthetic covered call strategy and synthetic covered call spread strategy, the Fund will purchase and sell a combination of standardized exchange-traded and FLEXible EXchange® (“FLEX”) call and put option contracts that are based on the value of the price returns of the Underlying Security.

- In general, an option contract gives the purchaser of the option contract the right to purchase (for a call option) or sell (for a put option) the underlying asset (like shares of the Underlying Security) at a specified price (the “strike price”).
- If exercised, an option contract obligates the seller to deliver shares (for a sold or “short” call) or buy shares (for a sold or “short” put) of the underlying asset at a specified price (the “strike price”).
- Options contracts must be exercised or traded to close within a specified time frame, or they expire. See the chart in section “Fund Portfolio” below for a description of the option contracts utilized by the Fund.

Standardized exchange-traded options include standardized terms. FLEX options are also exchange-traded, but they allow for customizable terms (e.g., the strike price can be negotiated). For more information on FLEX options, see “Additional Information about the Funds – Exchange Traded Options Portfolio.”

The Fund’s options contracts are based on the value of the Underlying Security, which gives the Fund the right or obligation to receive or deliver shares of the Underlying Security on the expiration date of the applicable option contract in exchange for the stated strike price, depending on whether the option contract is a call option or a put option, and whether the Fund purchases or sells the option contract.

Synthetic Covered Call Strategy

In seeking to achieve its investment objective, the Fund may implement a “*synthetic* covered call” strategy using the standardized exchange-traded and FLEX options described above.

- A *traditional* covered call strategy is an investment strategy where an investor (the Fund) sells a call option on an underlying security it owns.
- A *synthetic* covered call strategy is similar to a traditional covered call strategy in that the investor sells a call option that is based on the value of the underlying security. However, in a synthetic covered call strategy, the investor (the Fund) does not own the underlying security, but rather seeks to *synthetically* replicate 100% of the price movements of the underlying security through the use of various investment instruments.

The Fund’s synthetic covered call strategies consists of the following three elements, each of which is described in greater detail farther below:

- Synthetic long exposure to the Underlying Security, which allows the Fund to seek to participate in the changes, up or down, in the price of shares of the Underlying Security.
- Covered call writing (where the Underlying Security's call options are sold against the synthetic long portion of the strategy), which allows the Fund to generate income.
- U.S. Treasuries, which are used for collateral for the options, and which also generate income.

1. Synthetic Long Exposure

To achieve a synthetic long exposure to the Underlying Security, the Fund will buy the Underlying Security's call options and, simultaneously, sell the Underlying Security's put options to try to replicate the price movements of the Underlying Security. The call options purchased by the Fund and the put options sold by the Fund will generally have one-month to six-month terms and strike prices that are approximately equal to the then-current share price of the Underlying Security at the time the contracts are purchased and sold, respectively. The combination of the long call options and sold put options provides the Fund with indirect investment exposure equal to approximately 100% of the Underlying Security for the duration of the applicable options exposure.

2. Covered Call Strategies

Covered Call Strategy

As part of its strategy, the Fund will write (sell) call option contracts on the Underlying Security to generate income. Since the Fund does not directly own the Underlying Security, these written call options will be sold short (i.e., selling a position it does not currently own). The Fund will seek to participate in the share price appreciation of the Underlying Security, if any. However, due to the nature of covered call strategies, the Fund's participation may be subject to a cap (as described below). In this strategy, the call options written (sold) by the Fund will generally have 1- month or less expiration dates (the "Call Period") and generally have a strike price that is approximately 0%-15% above the then-current share price of the Underlying Security.

It is important to note that the sale of the Underlying Security call option contracts will limit the Fund's participation in the appreciation in the Underlying Security's stock price. If the stock price of the Underlying Security increases, the above-referenced synthetic long exposure alone would allow the Fund to experience similar percentage gains. However, if the Underlying Security's stock price appreciates beyond the strike price of one or more of the sold (short) call option contracts, the Fund will lose money on those short call positions, and the losses will, in turn, limit the upside return of the Fund's synthetic long exposure. As a result, the Fund's overall strategy (i.e., the combination of the synthetic long exposure to the Underlying Security and the sold (short) the Underlying Security call positions) will limit the Fund's participation in gains in the Underlying Security's stock price beyond a certain point.

Covered Call Spread Strategy

The Adviser will employ the Covered Call Spread Strategy when it believes it is a better strategy for the Fund as compared to the Covered Call Strategy. The Fund may write (sell) credit call spreads (described below) rather than stand-alone call option contracts to seek greater participation in the potential appreciation of its Underlying Security's share price, while still generating net premium income. The Adviser will primarily employ this covered call spread strategy when it believes that the share price of its Underlying Security is likely to rise significantly in the short term (e.g., following a substantial selloff or overall positive market news). Additionally, the Adviser may use this strategy in other scenarios (e.g., if the market is undervaluing further out-of-the-money options relative to near-the-money options), where it believes the use of credit call spreads may prove more advantageous to the Fund's total return than the covered call strategy.

A credit call spread involves selling a call option while simultaneously buying a call option with a higher strike price, both with the same expiration date. By writing credit call spreads, the Fund can potentially offset losses incurred from its short call positions if the Underlying Security's share price rises above the strike price.

3. U.S. Treasuries

The Fund will hold short-term U.S. Treasury securities as collateral in connection with the Fund's synthetic covered call strategy.

The Fund intends to continuously maintain indirect exposure to the Underlying Security through the use of options contracts. As the options contracts it holds are exercised or expire it may enter into new options contracts, a practice referred to as "rolling." The Fund's practice of rolling options may result in high portfolio turnover.

Fund's Monthly Distributions

The Fund will seek to provide monthly income in the form of cash distributions. The Fund will seek to generate such income in the following ways:

- Writing (selling) call option contracts on its Underlying Security as described above. The income comes mainly from the option premiums received from these option sales. A premium, in this context, refers to the price the option buyer pays to the option seller (the Fund) for the rights granted by the option. The amount of these premiums is largely affected by the fluctuations in the Underlying Security's stock prices. However, other elements like interest rates can also influence the income level.
- Investing in short-term U.S. Treasury securities. The income generated by these securities will be influenced by interest rates at the time of investment.
- In addition to the income-seeking methodologies stated in the Prospectus, the Fund's use of the Synthetic Covered Call Spread Strategy may occasionally allow it to capture a substantial portion of any significant increase in the price of its Underlying Security. When this happens, the Fund could receive profits exceeding the initial cost of the call options, and the Fund's distributions may include some of those profits.

Fund's Return Profile vs its Underlying Security

For the reasons stated above, the Fund's performance will differ from that of the Underlying Security's stock price. The performance differences will depend on, among other things, the price of the Underlying Security, changes in the value of the the Underlying Security options contracts the Fund holds, and changes in the value of the U.S. Treasuries.

Fund Portfolio

Principal Holdings		
Portfolio Holdings (All options are based on the value of the Underlying Security)	Investment Terms	Expected Target Maturity
Purchased call option contracts	<p>"at-the-money" (<i>i.e.</i>, the strike price is equal to the then-current share price of the Underlying Security at the time of purchase) to provide indirect exposure to positive price returns of the Underlying Security.</p> <p>If the Underlying Security share price increases, these options will generate corresponding increases to the Fund.</p>	1-month to 6-month expiration dates
Sold put option contracts	<p>"at-the-money" (<i>i.e.</i>, the strike price is equal to the then-current share price of the Underlying Security at the time of sale).</p> <p>They are sold to help pay for the purchased call options described above.</p> <p>However, the sold put option contracts provide exposure to the full extent of any share price losses experienced by the Underlying Security.</p>	1-month to 6-month expiration dates
Sold (short) call option contracts (Covered Call Strategy)	<p>The strike price is approximately 0%-15% more than the then-current share price of the Underlying Security at the time of sale.</p> <p>They generate current income. However, they also limit some potential positive returns that the Fund may have otherwise experienced from gains in the Underlying Security's share price.</p>	1-month or less expiration dates
Sold (short) call option contracts (Covered Call Spread Strategy)	<p>The strike price is approximately 0%-15% more than the then-current share price of the Fund's Underlying Security at the time of sale.</p> <p>Sold call option contracts provide inverse exposure to the full extent of any increases in the value experienced by the Fund's Underlying Security, minus the premium received.</p>	1-month or less expiration dates
Purchased call option contracts (Covered Call Spread Strategy)	<p>"out-of-the-money" (<i>i.e.</i>, the strike price is above the strike price of the corresponding Covered Call Spread Strategy sold call).</p> <p>Bought call option contracts provide exposure to the full extent of any increases in the value experienced by the Fund's Underlying Security above the option's strike price.</p>	1-month or less expiration dates

U.S Treasury Securities and Cash	<p>Multiple series of U.S. Treasury Bills supported by the full faith and credit of the U.S. government.</p> <p>These instruments are used as collateral for the Fund’s derivative investments.</p> <p>They will also generate income.</p>	6-month to 2-year maturities
----------------------------------	--	------------------------------

The market value of the cash and treasuries held by the Fund is expected to be between 50% and 100% of the Fund’s net assets and the market value of the options package is expected to be between 0% and 50% of the Fund’s net assets. In terms of notional value, the combination of these investment instruments provides indirect investment exposure to DIS equal to at least 100% of the Fund’s total assets.

Under normal circumstances, the Fund will invest at least 80% of its net assets, plus borrowings for investment purposes, in securities and financial instruments that provide indirect exposure to DIS.

The Fund is classified as “non-diversified” under the 1940 Act.

There is no guarantee that the Fund’s investment strategy will be properly implemented, and an investor may lose some or all of its investment.

The Walt Disney Company (“DIS”)

DIS is a diversified worldwide entertainment company with operations in two segments: Disney Media and Entertainment Distribution (DMED) and Disney Parks, Experiences and Products (DPEP). DIS is listed on the New York Stock Exchange. Per DIS’ most recent Form 10-K filing, the aggregate market value of common stock as of the most recent available data at time of drafting this prospectus (March 30, 2024) held by non-affiliates of DIS was approximately \$223 billion.

DIS is registered under the Securities Exchange Act of 1934, as amended (the “Exchange Act”). Information provided to or filed with the SEC by DIS pursuant to the Exchange Act can be located by reference to the SEC file number 001-38842 through the SEC’s website at www.sec.gov. In addition, information regarding DIS may be obtained from other sources including, but not limited to, press releases, newspaper articles and other publicly disseminated documents.

This document relates only to the securities offered hereby and does not relate to DIS or other securities of DIS. The Fund has derived all disclosures contained in this document regarding DIS from the publicly available documents. None of the Fund, the Trust, the Adviser, or their respective affiliates has participated in the preparation of such publicly available offering documents or made any due diligence inquiry regarding such documents with respect to DIS. None of the Fund, the Trust, the Adviser, or their respective affiliates makes any representation that such publicly available documents or any other publicly available information regarding DIS is accurate or complete. Furthermore, the Fund cannot give any assurance that all events occurring prior to the date hereof (including events that would affect the accuracy or completeness of the publicly available documents described above) that would affect the trading price of DIS (and therefore the price of DIS at the time we price the securities) have been publicly disclosed. Subsequent disclosure of any such events or the disclosure of or failure to disclose material future events concerning DIS could affect the value received with respect to the securities and therefore the value of the securities.

None of the Fund, the Trust, the Adviser, or their respective affiliates makes any representation to you as to the performance of DIS.

THE FUND, TRUST AND ADVISER ARE NOT AFFILIATED WITH DIS.

Due to the Fund’s investment strategy, the Fund’s investment exposure is concentrated in (or substantially exposed to) the same industry as that assigned to DIS. As of the date of the Prospectus, DIS is assigned to the entertainment industry.

Principal Investment Risks

The principal risks of investing in the Fund are summarized below. As with any investment, there is a risk that you could lose all or a portion of your investment in the Fund. Some or all of these risks may adversely affect the Fund’s net asset value (“NAV”) per share, trading price, yield, total return, and/or ability to meet its objective. For more information about the risks of investing in the Fund, see the section in the Fund’s Prospectus titled “Additional Information About the Funds—Principal Risks of Investing in the Funds.”

An investment in the Fund entails risk. The Fund may not achieve its investment objective and there is a risk that you could lose all of your money invested in the Fund. The Fund is not a complete investment program. It is important that investors closely review all of the risks listed below and understand them before making an investment in the Fund.

Each risk summarized below is considered a “principal risk” of investing in the Fund, regardless of the order in which they appear.

DIS Risk. The Fund invests in options contracts that are based on the value of DIS. This subjects the Fund to certain of the same risks as if it owned shares of DIS, even though it does not. By virtue of the Fund's investments in options contracts that are based on the value of DIS, the Fund may also be subject to the following risks:

Indirect Investment in DIS Risk. DIS is not affiliated with the Trust, the Fund, the Adviser, or their respective affiliates and is not involved with this offering in any way and has no obligation to consider your Shares in taking any corporate actions that might affect the value of Shares. Investors in the Fund will not have voting rights and will not be able to influence management of DIS but will be exposed to the performance of DIS (the underlying stock). Investors in the Fund will not have rights to receive dividends or other distributions or any other rights with respect to the underlying stock but will be subject to declines in the performance of the underlying stock.

DIS Trading Risk. The trading price of DIS may be highly volatile and could continue to be subject to wide fluctuations in response to various factors. The stock market in general, and the market for technology companies in particular, has experienced extreme price and volume fluctuations that have often been unrelated or disproportionate to the operating performance of those companies. In particular, a large proportion of DIS may be traded by short sellers which may put pressure on the supply and demand for the common stock of DIS, further influencing volatility in its market price. Public perception and other factors outside of the control of DIS may additionally impact DIS's stock price due to DIS garnering a disproportionate degree of public attention, regardless of actual operating performance. In addition, in the past, following periods of volatility in the overall market and the market price of a particular company's securities, securities class action litigation has often been instituted against companies such as these. Moreover, stockholder litigation like this has been filed against DIS in the past. While DIS continues to defend such actions, any judgment against DIS, or any future stockholder litigation could result in substantial costs and a diversion of the management of DIS's attention and resources. If DIS trading is halted, trading in Shares of the DIS Fund may be impacted, either temporarily or indefinitely.

DIS Performance Risk. DIS may fail to meet its publicly announced guidelines or other expectations about its business, which could cause the price of DIS to decline. DIS provides guidance regarding its expected financial and business performance, such as projections regarding sales and production, as well as anticipated future revenues, gross margins, profitability and cash flows. Correctly identifying key factors affecting business conditions and predicting future events is inherently an uncertain process, and the guidance DIS provides may not ultimately be accurate and has in the past been inaccurate in certain respects, such as the timing of new product manufacturing ramps. The guidance is based on certain assumptions such as those relating to global and local economic conditions, anticipated production and sales volumes (which generally are not linear throughout a given period), average sales prices, supplier and commodity costs, and planned cost reductions. If DIS's guidance is not accurate or varies from actual results due to its inability to meet the assumptions or the impact on its financial performance that could occur as a result of various risks and uncertainties, the market value of common stock issued by DIS could decline significantly.

Movies and Entertainment Industries Risk. The entertainment industry is highly competitive and relies on consumer spending and the availability of disposable income for success. The prices of the securities of companies in the movies and entertainment industries may fluctuate widely due to competitive pressures, heavy expenses incurred for research and development of products, problems related to bringing products to market, consumer preferences and rapid obsolescence of products. Changes in technology and consumer consumption patterns may also impact the demand for entertainment products, revenue generation, and production costs. Legislative or regulatory changes and increased government supervision also may affect companies in the movies and entertainment industries.

Derivatives Risk. Derivatives are financial instruments that derive value from the underlying reference asset or assets, such as stocks, bonds, or funds (including ETFs), interest rates or indexes. The Fund's investments in derivatives may pose risks in addition to, and greater than, those associated with directly investing in securities or other ordinary investments, including risk related to the market, imperfect correlation with underlying investments or the Fund's other portfolio holdings, higher price volatility, lack of availability, counterparty risk, liquidity, valuation and legal restrictions. The use of derivatives is a highly specialized activity that involves investment techniques and risks different from those associated with ordinary portfolio securities transactions. The use of derivatives may result in larger losses or smaller gains than directly investing in securities. When the Fund uses derivatives, there may be an imperfect correlation between the value of DIS and the derivative, which may prevent the Fund from achieving its investment objective. Because derivatives often require only a limited initial investment, the use of derivatives may expose the Fund to losses in excess of those amounts initially invested. In addition, the Fund's investments in derivatives are subject to the following risks:

Options Contracts. The use of options contracts involves investment strategies and risks different from those associated with ordinary portfolio securities transactions. The prices of options are volatile and are influenced by, among other things, actual and anticipated changes in the value of the underlying instrument, including the anticipated volatility, which are affected by fiscal and monetary policies and by national and international political, changes in the actual or implied volatility or the reference asset, the time remaining until the expiration of the option contract and economic events. For the Fund in particular, the value of the options contracts in which it invests are substantially influenced by the value of DIS. The Fund may experience substantial downside from specific option positions and certain option positions held by the Fund may expire worthless. The

options held by the Fund are exercisable at the strike price on their expiration date. As an option approaches its expiration date, its value typically increasingly moves with the value of the underlying instrument. However, prior to such date, the value of an option generally does not increase or decrease at the same rate as the underlying instrument. There may at times be an imperfect correlation between the movement in the values of options contracts and the underlying instrument, and there may at times not be a liquid secondary market for certain options contracts. The value of the options held by the Fund will be determined based on market quotations or other recognized pricing methods. Additionally, as the Fund intends to continuously maintain indirect exposure to DIS through the use of options contracts, as the options contracts it holds are exercised or expire it will enter into new options contracts, a practice referred to as “rolling.” If the expiring options contracts do not generate proceeds enough to cover the cost of entering into new options contracts, the Fund may experience losses.

Counterparty Risk. The Fund is subject to counterparty risk by virtue of its investments in options contracts. Transactions in some types of derivatives, including options, are required to be centrally cleared (“cleared derivatives”). In a transaction involving cleared derivatives, the Fund’s counterparty is a clearing house rather than a bank or broker. Since the Fund is not a member of clearing houses and only members of a clearing house (“clearing members”) can participate directly in the clearing house, the Fund will hold cleared derivatives through accounts at clearing members. In cleared derivatives positions, the Fund will make payments (including margin payments) to and receive payments from a clearing house through their accounts at clearing members. Customer funds held at a clearing organization in connection with any options contracts are held in a commingled omnibus account and are not identified to the name of the clearing member’s individual customers. As a result, assets deposited by the Fund with any clearing member as margin for options may, in certain circumstances, be used to satisfy losses of other clients of the Fund’s clearing member. In addition, although clearing members guarantee performance of their clients’ obligations to the clearing house, there is a risk that the assets of the Fund might not be fully protected in the event of the clearing member’s bankruptcy, as the Fund would be limited to recovering only a pro rata share of all available funds segregated on behalf of the clearing member’s customers for the relevant account class. The Fund is also subject to the risk that a limited number of clearing members are willing to transact on the Fund’s behalf, which heightens the risks associated with a clearing member’s default. This risk is greater for the Fund as it seeks to hold options contracts on a single security, and not a broader range of options contracts, which may limit the number of clearing members that are willing to transact on the Fund’s behalf. If a clearing member defaults the Fund could lose some or all of the benefits of a transaction entered into by the Fund with the clearing member. If the Fund cannot find a clearing member to transact with on the Fund’s behalf, the Fund may be unable to effectively implement its investment strategy.

Price Participation Risk. The Fund employs an investment strategy that includes the sale of call option contracts, which limits the degree to which the Fund will participate in increases in value experienced by DIS over the Call Period. This means that if DIS experiences an increase in value above the strike price of the sold call options during a Call Period, the Fund will likely not experience that increase to the same extent and may significantly underperform DIS over the Call Period. Additionally, because the Fund is limited in the degree to which it will participate in increases in value experienced by DIS over each Call Period, but has full exposure to any decreases in value experienced by DIS over the Call Period, the NAV of the Fund may decrease over any given time period. The Fund’s NAV is dependent on the value of each options portfolio, which is based principally upon the performance of DIS. The degree of participation in DIS gains the Fund will experience will depend on prevailing market conditions, especially market volatility, at the time the Fund enters into the sold call option contracts and will vary from Call Period to Call Period. The value of the options contracts is affected by changes in the value and dividend rates of DIS, changes in interest rates, changes in the actual or perceived volatility of DIS and the remaining time to the options’ expiration, as well as trading conditions in the options market. As the price of DIS changes and time moves towards the expiration of each Call Period, the value of the options contracts, and therefore the Fund’s NAV, will change. However, it is not expected for the Fund’s NAV to directly correlate on a day-to-day basis with the returns of DIS. The amount of time remaining until the options contract’s expiration date affects the impact of the potential options contract income on the Fund’s NAV, which may not be in full effect until the expiration date of the Fund’s options contracts. Therefore, while changes in the price of the DIS will result in changes to the Fund’s NAV, the Fund generally anticipates that the rate of change in the Fund’s NAV will be different than that experienced by DIS.

Distribution Risk. As part of the Fund’s investment objective, the Fund seeks to provide current monthly income. There is no assurance that the Fund will make a distribution in any given month. If the Fund does make distributions, the amounts of such distributions will likely vary greatly from one distribution to the next. Additionally, the monthly distributions, if any, may consist of returns of capital, which would decrease the Fund’s NAV and trading price over time. As a result, an investor may suffer significant losses to their investment. In addition, the underlying stock may pay dividends, the Fund’s returns will not include any dividends paid by the underlying stock, and any income generated by the Fund may be less than the income generated by a direct investment in the underlying stock.

NAV Erosion Risk Due to Distributions. When the Fund makes a distribution, the Fund’s NAV will typically drop by the amount of the distribution on the related ex-dividend date. The repeated payment of distributions by the Fund, if any, may significantly erode the Fund’s NAV and trading price over time. As a result, an investor may suffer significant losses to their investment.

Call Strategy Risks. The path dependency (i.e., the continued use) of the Fund’s call writing strategy will impact the extent that the Fund participates in the positive price returns of DIS and, in turn, the Fund’s returns, both during the term of the sold call options and over longer time periods. If, for example, each month the Fund were to sell 7% out-of-the-money call options having a one-month term,

the Fund's participation in the positive price returns of DIS will be capped at 7% in any given month. However, over a longer period (e.g., 5 months), the Fund should not be expected to participate fully in the first 35% (i.e., 5 months x 7%) of the positive price returns of DIS, or the Fund may even lose money, even if the DIS share price has appreciated by at least that much over such period, if during any month over that period DIS had a return less than 7%. This example illustrates that both the Fund's participation in the positive price returns of DIS and its returns will depend not only on the price of DIS but also on the path that DIS takes over time.

Additionally, when implementing the Covered Call Spread Strategy, the use of credit call spreads introduces further complexities and risks. While purchasing a higher-strike call option limits potential losses from the short call position, it also reduces the net premium received, which may result in lower overall returns compared to a stand-alone covered call strategy. If the price of the Underlying Security rises rapidly, the call spread may still cap upside participation, leading to missed profit opportunities. Furthermore, market conditions, such as mispricing between near-the-money and further out-of-the-money options, may impact the effectiveness of the strategy, potentially resulting in lower-than-expected returns or increased losses. The relative pricing of options at different strike levels can vary due to volatility shifts, liquidity constraints, or other market dynamics, adding an additional layer of uncertainty to the Fund's performance under this strategy.

ETF Risks.

Authorized Participants, Market Makers, and Liquidity Providers Concentration Risk. The Fund has a limited number of financial institutions that are authorized to purchase and redeem Shares directly from the Fund (known as "Authorized Participants" or "APs"). In addition, there may be a limited number of market makers and/or liquidity providers in the marketplace. To the extent either of the following events occur, Shares may trade at a material discount to NAV and possibly face delisting: (i) APs exit the business or otherwise become unable to process creation and/or redemption orders and no other APs step forward to perform these services; or (ii) market makers and/or liquidity providers exit the business or significantly reduce their business activities and no other entities step forward to perform their functions.

Cash Redemption Risk. The Fund's investment strategy may require it to redeem Shares for cash or to otherwise include cash as part of its redemption proceeds. For example, the Fund may not be able to redeem in-kind certain securities held by the Fund (e.g., derivative instruments). In such a case, the Fund may be required to sell or unwind portfolio investments to obtain the cash needed to distribute redemption proceeds. This may cause the Fund to recognize a capital gain that it might not have recognized if it had made a redemption in-kind. As a result, the Fund may pay out higher annual capital gain distributions than if the in-kind redemption process was used. By paying out higher annual capital gain distributions, investors may be subjected to increased capital gains taxes. Additionally, there may be brokerage costs or taxable gains or losses that may be imposed on the Fund in connection with a cash redemption that may not have occurred if the Fund had made a redemption in-kind. These costs could decrease the value of the Fund to the extent they are not offset by a transaction fee payable by an AP.

Costs of Buying or Selling Shares. Due to the costs of buying or selling Shares, including brokerage commissions imposed by brokers and bid-ask spreads, frequent trading of Shares may significantly reduce investment results and an investment in Shares may not be advisable for investors who anticipate regularly making small investments.

Management Risk. The Fund is subject to management risk because it is an actively managed portfolio. In managing the Fund's investment portfolio, the portfolio managers will apply investment techniques and risk analyses that may not produce the desired result. There can be no guarantee that the Fund will meet its investment objective.

Shares May Trade at Prices Other Than NAV. As with all ETFs, Shares may be bought and sold in the secondary market at market prices. Although it is expected that the market price of Shares will approximate the Fund's NAV, there may be times when the market price of Shares is more than the NAV intra-day (premium) or less than the NAV intra-day (discount) due to supply and demand of Shares or during periods of market volatility. This risk is heightened in times of market volatility, periods of steep market declines, and periods when there is limited trading activity for Shares in the secondary market, in which case such premiums or discounts may be significant.

Trading. Although Shares are listed on a national securities exchange, such as NYSE Arca, Inc. (the "Exchange"), and may be traded on U.S. exchanges other than the Exchange, there can be no assurance that an active trading market for the Shares will develop or be maintained or that the Shares will trade with any volume, or at all, on any stock exchange. This risk may be greater for the Fund as it seeks to have indirect exposure to a single underlying stock as opposed to a more diverse portfolio like a traditional pooled investment. In stressed market conditions, the liquidity of Shares may begin to mirror the liquidity of the Fund's underlying portfolio holdings, which can be significantly less liquid than Shares. Shares trade on the Exchange at a market price that may be below, at or above the Fund's NAV. Trading in Shares on the Exchange may be halted due to market conditions or for reasons that, in the view of the Exchange, make trading in Shares inadvisable. In addition, trading in Shares on the Exchange is subject to trading halts caused by extraordinary market volatility pursuant to the Exchange "circuit breaker" rules. There can be no assurance that the requirements of the Exchange necessary to maintain the listing of the Fund will continue to be met or will remain unchanged. In the event of an unscheduled market close for options contracts that reference a single stock, such as DIS's securities being halted or a market wide closure, settlement prices will be determined by the

procedures of the listing exchange of the options contracts. As a result, the Fund could be adversely affected and be unable to implement its investment strategies in the event of an unscheduled closing.

High Portfolio Turnover Risk. The Fund may actively and frequently trade all or a significant portion of the Fund's holdings. A high portfolio turnover rate increases transaction costs, which may increase the Fund's expenses. Frequent trading may also cause adverse tax consequences for investors in the Fund due to an increase in short-term capital gains.

Inflation Risk. Inflation risk is the risk that the value of assets or income from investments will be less in the future as inflation decreases the value of money. As inflation increases, the present value of the Fund's assets and distributions, if any, may decline.

Liquidity Risk. Some securities held by the Fund, including options contracts, may be difficult to sell or be illiquid, particularly during times of market turmoil. This risk is greater for the Fund as it will hold options contracts on a single security, and not a broader range of options contracts. Markets for securities or financial instruments could be disrupted by a number of events, including, but not limited to, an economic crisis, natural disasters, epidemics/pandemics, new legislation or regulatory changes inside or outside the United States. Illiquid securities may be difficult to value, especially in changing or volatile markets. If the Fund is forced to sell an illiquid security at an unfavorable time or price, the Fund may be adversely impacted. Certain market conditions or restrictions, such as market rules related to short sales, may prevent the Fund from limiting losses, realizing gains or achieving a high correlation with DIS. There is no assurance that a security that is deemed liquid when purchased will continue to be liquid. Market illiquidity may cause losses for the Fund.

Market Events Risk. The Fund's investments are subject to changes in general economic conditions, general market fluctuations and the risks inherent in investment in securities and other financial instruments. Investment markets can be volatile and prices of investments can change substantially due to various factors including, but not limited to, economic growth or recession, changes in interest rates, inflation, changes in the actual or perceived creditworthiness of issuers, and general market liquidity. The Fund is subject to the risk that geopolitical events will disrupt securities and other financial markets and adversely affect global economies and markets. Local, regional or global events such as war, military conflicts, acts of terrorism, natural disasters, the spread of infectious illness or other public health issues, or other events could have a significant impact on the Fund and its investments. Continuing uncertainties regarding interest rates, rising inflation, political events, rising government debt in the U.S. and trade tensions also contribute to market volatility. Conflict, loss of life and disaster connected to ongoing armed conflict between Ukraine and Russia in Europe and between Israel and Hamas in the Middle East could have severe adverse effects on the related region, including significant adverse effects on the regional or global economies and the markets for certain securities. The U.S. and the European Union have imposed sanctions on certain Russian individuals and companies, including certain financial institutions, and have limited certain exports and imports to and from Russia. These conflicts have contributed to recent market volatility and may continue to do so.

Money Market Instrument Risk. The Fund may use a variety of money market instruments for cash management purposes, including money market funds, depository accounts and repurchase agreements. Repurchase agreements are contracts in which a seller of securities agrees to buy the securities back at a specified time and price. Repurchase agreements may be subject to market and credit risk related to the collateral securing the repurchase agreement. Money market instruments, including money market funds, may lose money through fees or other means.

Newer Fund Risk. The Fund is a recently organized management investment company with limited operating history. As a result, prospective investors have a limited track record or history on which to base their investment decisions. There can be no assurance that the Fund will maintain an economically viable size.

Non-Diversification Risk. Because the Fund is "non-diversified," it may invest a greater percentage of its assets in the securities of a single issuer or a smaller number of issuers than if it was a diversified fund. As a result, a decline in the value of an investment in a single issuer or a smaller number of issuers could cause the Fund's overall value to decline to a greater degree than if the Fund held a more diversified portfolio. This may increase the Fund's volatility and cause the performance of a relatively smaller number of issuers to have a greater impact on the Fund's performance.

Operational Risk. The Fund is subject to risks arising from various operational factors, including, but not limited to, human error, processing and communication errors, errors of the Fund's service providers, counterparties or other third-parties, failed or inadequate processes and technology or systems failures. The Fund relies on third-parties for a range of services, including custody. Any delay or failure relating to engaging or maintaining such service providers may affect the Fund's ability to meet its investment objective. Although the Fund, and Adviser seek to reduce these operational risks through controls and procedures, there is no way to completely protect against such risks.

Single Issuer Risk. Issuer-specific attributes may cause an investment in the Fund to be more volatile than a traditional pooled investment which diversifies risk or the market generally. The value of the Fund, which focuses on an individual security (DIS), may be more volatile than a traditional pooled investment or the market as a whole and may perform differently from the value of a traditional pooled investment or the market as a whole.

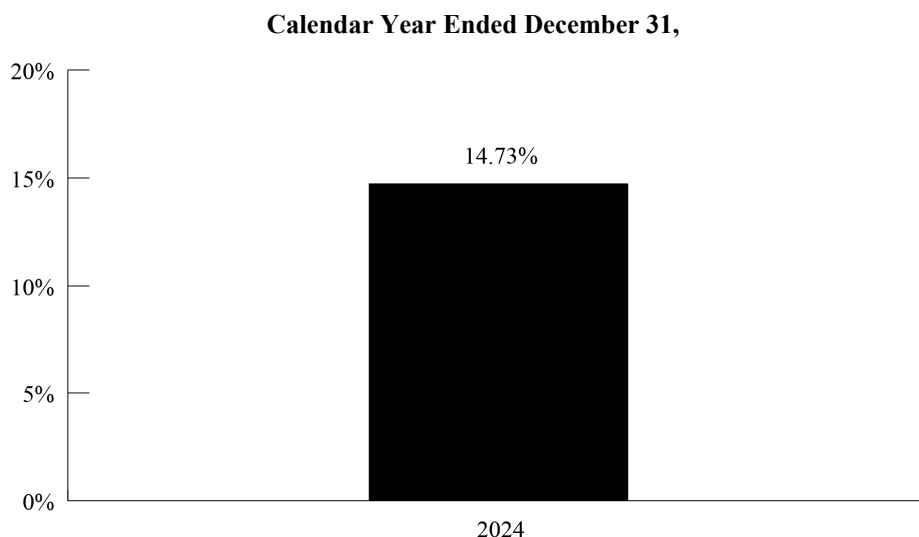
Tax Risk. The Fund intends to elect and to qualify each year to be treated as a RIC under Subchapter M of the Code. As a RIC, the Fund will not be subject to U.S. federal income tax on the portion of its net investment income and net capital gain that it distributes to

Shareholders, provided that it satisfies certain requirements of the Code. If the Fund does not qualify as a RIC for any taxable year and certain relief provisions are not available, the Fund's taxable income will be subject to tax at the Fund level and to a further tax at the shareholder level when such income is distributed. To comply with the asset diversification test applicable to a RIC, the Fund will attempt to ensure that the value of options it holds is never 25% of the total value of Fund assets at the close of any quarter. If the Fund's investments in options were to exceed 25% of the Fund's total assets at the end of a tax quarter, the Fund, generally, has a grace period to cure such lack of compliance. If the Fund fails to timely cure, it may no longer be eligible to be treated as a RIC.

U.S. Government and U.S. Agency Obligations Risk. The Fund may invest in securities issued by the U.S. government or its agencies or instrumentalities. U.S. Government obligations include securities issued or guaranteed as to principal and interest by the U.S. Government, its agencies or instrumentalities, such as the U.S. Treasury. Payment of principal and interest on U.S. Government obligations may be backed by the full faith and credit of the United States or may be backed solely by the issuing or guaranteeing agency or instrumentality itself. In the latter case, the investor must look principally to the agency or instrumentality issuing or guaranteeing the obligation for ultimate repayment, which agency or instrumentality may be privately owned. There can be no assurance that the U.S. Government would provide financial support to its agencies or instrumentalities (including government-sponsored enterprises) where it is not obligated to do so.

Performance

The following performance information provides some indication of the risks of investing in the Fund by showing changes in the Fund's performance over time. The following bar chart shows the Fund's annual returns. The table illustrates how the Fund's average annual returns for the 1-year and since inception periods compare with those of a broad measure of market performance. Although past performance of the Fund is no guarantee of how it will perform in the future, historical performance may give you some indication of the risks of investing in the Fund. Updated performance information will be available on the Fund's website at www.yieldmaxetfs.com.



During the period of time shown in the bar chart, the Fund's highest quarterly return was 18.26% for the quarter ended March 31, 2024 and the lowest quarterly return was -13.09% for the quarter ended June 30, 2024.

Average Annual Total Returns

For the Periods Ended December 31, 2024

	1 Year	Since August 24, 2023 Inception
Return Before Taxes	14.73%	18.56%
Return After Taxes on Distributions	10.57%	13.00%
Return After Taxes on Distributions and Sale of Fund Shares	8.67%	11.70%
S&P 500 [®] Total Return Index (reflects no deduction for fees, expenses, or taxes) ⁽¹⁾	25.02%	26.22%

⁽¹⁾ The S&P 500[®] Total Return Index is a free-float market capitalization-weighted index of 500 of the largest U.S. companies. The index is calculated on a total return basis with dividends reinvested.

After-tax returns are calculated using the historical highest individual federal marginal income tax rates during the period covered by the table above and do not reflect the impact of state and local taxes. Actual after-tax returns depend on an investor's tax situation and

may differ from those shown. After-tax returns shown are not relevant to investors who hold their Shares through tax-deferred or other tax-advantaged arrangements such as an individual retirement account (“IRA”).

Management

Investment Adviser: Tidal Investments LLC (the “Adviser”) serves as investment adviser to the Fund.

Portfolio Managers:

The following individuals are jointly and primarily responsible for the day-to-day management of the Fund.

Jay Pestrighelli, Portfolio Manager for the Adviser, has been a portfolio manager of the Fund since its inception in 2023.

Qiao Duan, CFA, Portfolio Manager for the Adviser, has been a portfolio manager of the Fund since its inception in 2023.

Charles A. Ragauss, CFA, Portfolio Manager for the Adviser, has been a portfolio manager of the Fund since its inception in 2023.

CFA[®] is a registered trademark owned by the CFA Institute.

Purchase and Sale of Shares

The Fund issues and redeems Shares at NAV only in large blocks known as “Creation Units,” which only Authorized Participants (APs) (typically, broker-dealers) may purchase or redeem. The Fund generally issues and redeems Creation Units in exchange for a portfolio of securities (the “Deposit Securities”) and/or a designated amount of U.S. cash.

Shares are listed on a national securities exchange, such as the Exchange, and individual Shares may only be bought and sold in the secondary market through brokers at market prices, rather than NAV. Because Shares trade at market prices rather than NAV, Shares may trade at a price greater than NAV (premium) or less than NAV (discount).

An investor may incur costs attributable to the difference between the highest price a buyer is willing to pay to purchase Shares (the “bid” price) and the lowest price a seller is willing to accept for Shares (the “ask” price) when buying or selling Shares in the secondary market. This difference in bid and ask prices is often referred to as the “bid-ask spread.”

Information regarding the Fund’s NAV, market price, how often Shares traded on the Exchange at a premium or discount, and bid-ask spreads can be found on the Fund’s website at www.yieldmaxetfs.com.

Tax Information

Fund distributions are generally taxable as ordinary income, qualified dividend income, or capital gains (or a combination), unless an investment is in an individual retirement account (“IRA”) or other tax-advantaged account. Distributions on investments made through tax-deferred arrangements may be taxed later upon withdrawal of assets from those accounts.

Financial Intermediary Compensation

If you purchase Shares through a broker-dealer or other financial intermediary (such as a bank) (an “Intermediary”), the Adviser or its affiliates may pay Intermediaries for certain activities related to the Fund, including participation in activities that are designed to make Intermediaries more knowledgeable about exchange-traded products, including the Fund, or for other activities, such as marketing, educational training, or other initiatives related to the sale or promotion of Shares. These payments may create a conflict of interest by influencing the Intermediary and your salesperson to recommend the Fund over another investment. Any such arrangements do not result in increased Fund expenses. Ask your salesperson or visit the Intermediary’s website for more information.

YieldMax™ GOOGL Option Income Strategy ETF - FUND SUMMARY

Investment Objective

The Fund's primary investment objective is to seek current income. The Fund's secondary investment objective is to seek exposure to the share price of the Class A common stock of Alphabet Inc. ("GOOGL" or "Underlying Security"), subject to a limit on potential investment gains.

Fees and Expenses of the Fund

This table describes the fees and expenses that you may pay if you buy, hold, and sell shares of the Fund ("Shares"). **You may pay other fees, such as brokerage commissions and other fees to financial intermediaries, which are not reflected in the table and Example below.**

Annual Fund Operating Expenses⁽¹⁾ (expenses that you pay each year as a percentage of the value of your investment)

Management Fee	0.99%
Distribution and Service (12b-1) Fees	None
Other Expenses (includes dividend, tax and broker expense)	0.21%
Total Annual Fund Operating Expenses	<u>1.20%</u>

⁽¹⁾ The Fund's investment adviser, Tidal Investments LLC (the "Adviser"), a Tidal Financial Group company, will pay, or require a sub-adviser to pay, all expenses incurred by the Fund (except for advisory fees and sub-advisory fees, as the case may be) excluding interest charges on any borrowings made for investment purposes, dividends and other expenses on securities sold short, taxes, brokerage commissions and other expenses incurred in placing orders for the purchase and sale of securities and other investment instruments, acquired fund fees and expenses, accrued deferred tax liability, distribution fees and expenses paid by the Fund under any distribution plan adopted pursuant to Rule 12b-1 under the Investment Company Act of 1940, as amended (the "1940 Act"), and litigation expenses and other non-routine or extraordinary expenses.

Expense Example

This Example is intended to help you compare the cost of investing in the Fund with the cost of investing in other funds. The Example assumes that you invest \$10,000 in the Fund for the time periods indicated and then redeem or hold all of your Shares at the end of those periods. The Example also assumes that your investment has a 5% return each year and that the Fund's operating expenses remain the same. The Example does not take into account brokerage commissions that you may pay on your purchases and sales of Shares. Although your actual costs may be higher or lower, based on these assumptions your costs would be:

1 Year	3 Years	5 Years	10 Years
\$122	\$381	\$660	\$1,455

Portfolio Turnover

The Fund pays transaction costs, such as commissions, when it buys and sells securities (or "turns over" its portfolio). A higher portfolio turnover rate may indicate higher transaction costs and may result in higher taxes when Shares are held in a taxable account. These costs, which are not reflected in total annual fund operating expenses or in the expense example above, affect the Fund's performance. During the most recent fiscal year, the Fund's portfolio turnover rate was 359% of the average value of its portfolio.

Principal Investment Strategies

The Fund is an actively managed exchange-traded fund ("ETF") that seeks current income while providing indirect exposure to the share price (*i.e.*, the price returns) of the Class A common stock of Alphabet Inc. ("GOOGL" or the "Underlying Security"), subject to a limit on potential investment gains. The Fund will employ its investment strategy as it relates to GOOGL regardless of whether there are periods of adverse market, economic, or other conditions and will not take temporary defensive positions during such periods. As further described below, the Fund uses either a synthetic covered call strategy or a synthetic covered call spread strategy to provide income and indirect exposure to the share price returns of GOOGL, subject to a limit on potential investment gains as a result of the nature of the options strategy it employs. That is, the Fund not only seeks to generate income from its options investments but also aims to derive gains when the value of GOOGL increases. The Fund's options contracts provide:

- indirect exposure to the share price returns of GOOGL,
- current income from the option premiums, and
- a limit on the Fund's participation in gains, if any, of the share price returns of GOOGL.

For more information, see sections “The Fund’s Use of Underlying Security Option Contracts,” “Synthetic Covered Call Strategy” and “Synthetic Covered Call Spread Strategy” below.

Why invest in the Fund?

- The Fund seeks to generate monthly income, which is not dependent on the price appreciation of the Underlying Security.
- The Fund seeks to participate in a portion of the gains experienced by the Underlying Security.

That is, although the Fund may not fully participate in gains in the Underlying Security’s stock price, the Fund’s portfolio is designed to generate income.

An Investment in the Fund is not an investment in the Underlying Security.

- **The Fund’s strategy will capture only a portion of its potential gains if the Underlying Security’s stock price increase in value.**
- **The Fund’s strategy is subject to all potential losses if the Underlying Security’s stock price decrease in value, which may not be offset by income received by the Fund.**
- The Fund does not invest directly in the Underlying Security.
- Fund shareholders are not entitled to any Underlying Security dividends.

Additional information regarding the Underlying Security is also set forth below.

The Fund’s Use of Underlying Security Option Contracts

As part of the Fund’s synthetic covered call strategy and synthetic covered call spread strategy, the Fund will purchase and sell a combination of standardized exchange-traded and FLEXible EXchange® (“FLEX”) call and put option contracts that are based on the value of the price returns of the Underlying Security.

- In general, an option contract gives the purchaser of the option contract the right to purchase (for a call option) or sell (for a put option) the underlying asset (like shares of the Underlying Security) at a specified price (the “strike price”).
- If exercised, an option contract obligates the seller to deliver shares (for a sold or “short” call) or buy shares (for a sold or “short” put) of the underlying asset at a specified price (the “strike price”).
- Options contracts must be exercised or traded to close within a specified time frame, or they expire. See the chart in section “Fund Portfolio” below for a description of the option contracts utilized by the Fund.

Standardized exchange-traded options include standardized terms. FLEX options are also exchange-traded, but they allow for customizable terms (e.g., the strike price can be negotiated). For more information on FLEX options, see “Additional Information about the Funds – Exchange Traded Options Portfolio.”

The Fund’s options contracts are based on the value of the Underlying Security, which gives the Fund the right or obligation to receive or deliver shares of the Underlying Security on the expiration date of the applicable option contract in exchange for the stated strike price, depending on whether the option contract is a call option or a put option, and whether the Fund purchases or sells the option contract.

Synthetic Covered Call Strategy

In seeking to achieve its investment objective, the Fund may implement a “*synthetic* covered call” strategy using the standardized exchange-traded and FLEX options described above.

- A *traditional* covered call strategy is an investment strategy where an investor (the Fund) sells a call option on an underlying security it owns.
- A *synthetic* covered call strategy is similar to a traditional covered call strategy in that the investor sells a call option that is based on the value of the underlying security. However, in a synthetic covered call strategy, the investor (the Fund) does not own the underlying security, but rather seeks to *synthetically* replicate 100% of the price movements of the underlying security through the use of various investment instruments.

The Fund’s synthetic covered call strategies consists of the following three elements, each of which is described in greater detail farther below:

- Synthetic long exposure to the Underlying Security, which allows the Fund to seek to participate in the changes, up or down, in the price of shares of the Underlying Security.

- Covered call writing (where the Underlying Security’s call options are sold against the synthetic long portion of the strategy), which allows the Fund to generate income.
- U.S. Treasuries, which are used for collateral for the options, and which also generate income.

1. Synthetic Long Exposure

To achieve a synthetic long exposure to the Underlying Security, the Fund will buy the Underlying Security’s call options and, simultaneously, sell the Underlying Security’s put options to try to replicate the price movements of the Underlying Security. The call options purchased by the Fund and the put options sold by the Fund will generally have one-month to six-month terms and strike prices that are approximately equal to the then-current share price of the Underlying Security at the time the contracts are purchased and sold, respectively. The combination of the long call options and sold put options provides the Fund with indirect investment exposure equal to approximately 100% of the Underlying Security for the duration of the applicable options exposure.

2. Covered Call Strategies

Covered Call Strategy

As part of its strategy, the Fund will write (sell) call option contracts on the Underlying Security to generate income. Since the Fund does not directly own the Underlying Security, these written call options will be sold short (i.e., selling a position it does not currently own). The Fund will seek to participate in the share price appreciation of the Underlying Security, if any. However, due to the nature of covered call strategies, the Fund’s participation may be subject to a cap (as described below). In this strategy, the call options written (sold) by the Fund will generally have 1- month or less expiration dates (the “Call Period”) and generally have a strike price that is approximately 0%-15% above the then-current share price of the Underlying Security.

It is important to note that the sale of the Underlying Security call option contracts will limit the Fund’s participation in the appreciation in the Underlying Security’s stock price. If the stock price of the Underlying Security increases, the above-referenced synthetic long exposure alone would allow the Fund to experience similar percentage gains. However, if the Underlying Security’s stock price appreciates beyond the strike price of one or more of the sold (short) call option contracts, the Fund will lose money on those short call positions, and the losses will, in turn, limit the upside return of the Fund’s synthetic long exposure. As a result, the Fund’s overall strategy (i.e., the combination of the synthetic long exposure to the Underlying Security and the sold (short) the Underlying Security call positions) will limit the Fund’s participation in gains in the Underlying Security’s stock price beyond a certain point.

Covered Call Spread Strategy

The Adviser will employ the Covered Call Spread Strategy when it believes it is a better strategy for the Fund as compared to the Covered Call Strategy. The Fund may write (sell) credit call spreads (described below) rather than stand-alone call option contracts to seek greater participation in the potential appreciation of its Underlying Security’s share price, while still generating net premium income. The Adviser will primarily employ this covered call spread strategy when it believes that the share price of its Underlying Security is likely to rise significantly in the short term (e.g., following a substantial selloff or overall positive market news). Additionally, the Adviser may use this strategy in other scenarios (e.g., if the market is undervaluing further out-of-the-money options relative to near-the-money options), where it believes the use of credit call spreads may prove more advantageous to the Fund’s total return than the covered call strategy.

A credit call spread involves selling a call option while simultaneously buying a call option with a higher strike price, both with the same expiration date. By writing credit call spreads, the Fund can potentially offset losses incurred from its short call positions if the Underlying Security’s share price rises above the strike price.

3. U.S. Treasuries

The Fund will hold short-term U.S. Treasury securities as collateral in connection with the Fund’s synthetic covered call strategy.

The Fund intends to continuously maintain indirect exposure to the Underlying Security through the use of options contracts. As the options contracts it holds are exercised or expire it may enter into new options contracts, a practice referred to as “rolling.” The Fund’s practice of rolling options may result in high portfolio turnover.

Fund’s Monthly Distributions

The Fund will seek to provide monthly income in the form of cash distributions. The Fund will seek to generate such income in the following ways:

- Writing (selling) call option contracts on its Underlying Security as described above. The income comes mainly from the option premiums received from these option sales. A premium, in this context, refers to the price the option buyer pays to the option seller (the Fund) for the rights granted by the option. The amount of these premiums is largely affected by the fluctuations in the Underlying Security’s stock prices. However, other elements like interest rates can also influence the income level.
- Investing in short-term U.S. Treasury securities. The income generated by these securities will be influenced by interest rates at the time of investment.
- In addition to the income-seeking methodologies stated in the Prospectus, the Fund’s use of the Synthetic Covered Call Spread Strategy may occasionally allow it to capture a substantial portion of any significant increase in the price of its Underlying Security. When this happens, the Fund could receive profits exceeding the initial cost of the call options, and the Fund’s distributions may include some of those profits.

Fund’s Return Profile vs its Underlying Security

For the reasons stated above, the Fund’s performance will differ from that of the Underlying Security’s stock price. The performance differences will depend on, among other things, the price of the Underlying Security, changes in the value of the the Underlying Security options contracts the Fund holds, and changes in the value of the U.S. Treasuries.

Fund Portfolio

Principal Holdings		
Portfolio Holdings (All options are based on the value of the Underlying Security)	Investment Terms	Expected Target Maturity
Purchased call option contracts	<p>“at-the-money” (<i>i.e.</i>, the strike price is equal to the then-current share price of the Underlying Security at the time of purchase) to provide indirect exposure to positive price returns of the Underlying Security.</p> <p>If the Underlying Security share price increases, these options will generate corresponding increases to the Fund.</p>	1-month to 6-month expiration dates
Sold put option contracts	<p>“at-the-money” (<i>i.e.</i>, the strike price is equal to the then-current share price of the Underlying Security at the time of sale).</p> <p>They are sold to help pay for the purchased call options described above.</p> <p>However, the sold put option contracts provide exposure to the full extent of any share price losses experienced by the Underlying Security.</p>	1-month to 6-month expiration dates
Sold (short) call option contracts (<i>Covered Call Strategy</i>)	<p>The strike price is approximately 0%-15% more than the then-current share price of the Underlying Security at the time of sale.</p> <p>They generate current income. However, they also limit some potential positive returns that the Fund may have otherwise experienced from gains in the Underlying Security’s share price.</p>	1-month or less expiration dates
Sold (short) call option contracts (<i>Covered Call Spread Strategy</i>)	<p>The strike price is approximately 0%-15% more than the then-current share price of the Fund’s Underlying Security at the time of sale.</p> <p>Sold call option contracts provide inverse exposure to the full extent of any increases in the value experienced by the Fund’s Underlying Security, minus the premium received.</p>	1-month or less expiration dates
Purchased call option contracts (<i>Covered Call Spread Strategy</i>)	<p>“out-of-the-money” (<i>i.e.</i>, the strike price is above the strike price of the corresponding Covered Call Spread Strategy sold call).</p> <p>Bought call option contracts provide exposure to the full extent of any increases in the value experienced by the Fund’s Underlying Security above the option’s strike price.</p>	1-month or less expiration dates
U.S Treasury Securities and Cash	Multiple series of U.S. Treasury Bills supported by the full faith and credit of the U.S. government.	6-month to 2-year maturities

These instruments are used as collateral for the Fund's derivative investments.

They will also generate income.

The market value of the cash and treasuries held by the Fund is expected to be between 50% and 100% of the Fund's net assets and the market value of the options package is expected to be between 0% and 50% of the Fund's net assets. In terms of notional value, the combination of these investment instruments provides indirect investment exposure to GOOGL equal to at least 100% of the Fund's total assets.

Under normal circumstances, the Fund will invest at least 80% of its net assets, plus borrowings for investment purposes, in securities and financial instruments that provide indirect exposure to GOOGL.

The Fund is classified as "non-diversified" under the 1940 Act.

There is no guarantee that the Fund's investment strategy will be properly implemented, and an investor may lose some or all of its investment.

Alphabet Inc.

Alphabet Inc. is a holding company of a collection of businesses, the largest of which is Google. Alphabet Inc., through its subsidiaries, provides web-based search, advertisements, maps, software applications, mobile operating systems, consumer content, enterprise solutions, commerce, and hardware products. Alphabet Inc. reports in three segments: (i) Google Services, (ii) Google Cloud, and (iii) Other Bets (all other non-Google businesses). Alphabet Inc. is listed on Nasdaq. As of the most recent available data at time of drafting this prospectus (June 28, 2024), the aggregate market value of shares held by non-affiliates of Alphabet Inc. (based upon the closing sale prices of such shares on Nasdaq on June 28, 2024) was approximately \$2.0 trillion.

Alphabet Inc. is registered under the Securities Exchange Act of 1934, as amended (the "Exchange Act"). Information provided to or filed with the SEC by Alphabet Inc. pursuant to the Exchange Act can be located by reference to the SEC file number 001-37580 through the SEC's website at www.sec.gov. In addition, information regarding Alphabet Inc. may be obtained from other sources including, but not limited to, press releases, newspaper articles and other publicly disseminated documents.

This document relates only to the securities offered hereby and does not relate to GOOGL or other securities of Alphabet Inc. The Fund has derived all disclosures contained in this document regarding Alphabet Inc. from the publicly available documents. None of the Fund, the Trust, the Adviser, or their respective affiliates has participated in the preparation of such publicly available offering documents or made any due diligence inquiry regarding such documents with respect to Alphabet Inc. None of the Fund, the Trust, the Adviser, or their respective affiliates makes any representation that such publicly available documents or any other publicly available information regarding Alphabet Inc. is accurate or complete. Furthermore, the Fund cannot give any assurance that all events occurring prior to the date hereof (including events that would affect the accuracy or completeness of the publicly available documents described above) that would affect the trading price of Alphabet Inc. (and therefore the price of Alphabet Inc. at the time we price the securities) have been publicly disclosed. Subsequent disclosure of any such events or the disclosure of or failure to disclose material future events concerning Alphabet Inc. could affect the value received with respect to the securities and therefore the value of the securities.

None of the Fund, the Trust, the Adviser, or their respective affiliates makes any representation to you as to the performance of GOOGL.

THE FUND, TRUST AND ADVISER ARE NOT AFFILIATED WITH ALPHABET INC.

Due to the Fund's investment strategy, the Fund's investment exposure is concentrated in (or substantially exposed to) the same industry as that assigned to GOOGL. As of the date of the Prospectus, GOOGL is assigned to interactive media & services industry.

Principal Investment Risks

The principal risks of investing in the Fund are summarized below. As with any investment, there is a risk that you could lose all or a portion of your investment in the Fund. Some or all of these risks may adversely affect the Fund's net asset value ("NAV") per share, trading price, yield, total return, and/or ability to meet its objective. For more information about the risks of investing in the Fund, see the section in the Fund's Prospectus titled "Additional Information About the Funds—Principal Risks of Investing in the Funds."

An investment in the Fund entails risk. The Fund may not achieve its investment objective and there is a risk that you could lose all of your money invested in the Fund. The Fund is not a complete investment program. It is important that investors closely review all of the risks listed below and understand them before making an investment in the Fund.

Each risk summarized below is considered a "principal risk" of investing in the Fund, regardless of the order in which they appear.

GOOGL Risk. The Fund invests in options contracts that are based on the value of GOOGL. This subjects the Fund to certain of the same risks as if it owned shares of GOOGL, even though it does not. By virtue of the Fund's investments in options contracts that are based on the value of GOOGL, the Fund may also be subject to the following risks:

Indirect Investment in GOOGL Risk. Alphabet, Inc. is not affiliated with the Trust, the Fund, the Adviser, or their respective affiliates and is not involved with this offering in any way and has no obligation to consider your Shares in taking any corporate actions that might affect the value of Shares. Investors in the Fund will not have voting rights and will not be able to influence management of Alphabet, Inc. but will be exposed to the performance of GOOGL (the underlying stock). Investors in the Fund will not have rights to receive dividends or other distributions or any other rights with respect to the underlying stock but will be subject to declines in the performance of the underlying stock.

GOOGL Trading Risk. The trading price of GOOGL may be highly volatile and could continue to be subject to wide fluctuations in response to various factors. The stock market in general, and the market for technology companies in particular, has experienced extreme price and volume fluctuations that have often been unrelated or disproportionate to the operating performance of those companies. In particular, a large proportion of GOOGL may be traded by short sellers which may put pressure on the supply and demand for the Class A common stock of Alphabet Inc., further influencing volatility in its market price. Public perception and other factors outside of the control of Alphabet Inc. may additionally impact GOOGL's stock price due to Alphabet Inc. garnering a disproportionate degree of public attention, regardless of actual operating performance. In addition, in the past, following periods of volatility in the overall market and the market price of a particular company's securities, securities class action litigation has often been instituted against companies such as these. Moreover, stockholder litigation like this has been filed against Alphabet Inc. in the past. Additionally, the U.S. Department of Justice (DOJ), various U.S. states, and other plaintiffs have filed, and may continue to file in the future, several antitrust lawsuits about various aspects of GOOGL's business, including its advertising technologies and practices, the operation and distribution of Google Search, and the operation and distribution of the Android operating system and Play Store. While Alphabet Inc. continues to defend such actions, any judgment against Alphabet Inc., or any future stockholder litigation could result in substantial costs and a diversion of the management of Alphabet Inc.'s attention and resources. If GOOGL trading is halted, trading in Shares of the GOOGL Fund may be impacted, either temporarily or indefinitely.

Alphabet Inc. Performance Risk. Alphabet Inc. may fail to meet its publicly announced guidelines or other expectations about its business, which could cause the price of GOOGL to decline. Alphabet Inc. provides guidance regarding its expected financial and business performance, such as projections regarding sales and production, as well as anticipated future revenues, gross margins, profitability and cash flows. Correctly identifying key factors affecting business conditions and predicting future events is inherently an uncertain process, and the guidance Alphabet Inc. provides may not ultimately be accurate and has in the past been inaccurate in certain respects, such as the timing of new product manufacturing ramps. The guidance is based on certain assumptions such as those relating to global and local economic conditions, anticipated production and sales volumes (which generally are not linear throughout a given period), average sales prices, supplier and commodity costs, and planned cost reductions. If Alphabet Inc.'s guidance is not accurate or varies from actual results due to its inability to meet the assumptions or the impact on its financial performance that could occur as a result of various risks and uncertainties, the market value of common stock issued by Alphabet Inc. could decline significantly.

Communication Services Sector Risk. Communication services companies may be subject to specific risks associated with legislative or regulatory changes, adverse market conditions, intellectual property use and/or increased competition. Communication services companies are particularly vulnerable to rapid advancements in technology, the innovation of competitors, rapid product obsolescence and government regulation and competition, both domestically and internationally. Additionally, fluctuating domestic and international demand, shifting demographics and often unpredictable changes in consumer tastes can drastically affect a communication services company's profitability. While all companies may be susceptible to network security breaches, certain communication services companies may be particular targets of hacking and potential theft of proprietary or consumer information or disruptions in service, which could have a material adverse effect on their businesses.

Derivatives Risk. Derivatives are financial instruments that derive value from the underlying reference asset or assets, such as stocks, bonds, or funds (including ETFs), interest rates or indexes. The Fund's investments in derivatives may pose risks in addition to, and greater than, those associated with directly investing in securities or other ordinary investments, including risk related to the market, imperfect correlation with underlying investments or the Fund's other portfolio holdings, higher price volatility, lack of availability, counterparty risk, liquidity, valuation and legal restrictions. The use of derivatives is a highly specialized activity that involves investment techniques and risks different from those associated with ordinary portfolio securities transactions. The use of derivatives may result in larger losses or smaller gains than directly investing in securities. When the Fund uses derivatives, there may be an imperfect correlation between the value of GOOGL and the derivative, which may prevent the Fund from achieving its investment objective. Because derivatives often require only a limited initial investment, the use of derivatives may expose the Fund to losses in excess of those amounts initially invested. In addition, the Fund's investments in derivatives are subject to the following risks:

Options Contracts. The use of options contracts involves investment strategies and risks different from those associated with ordinary portfolio securities transactions. The prices of options are volatile and are influenced by, among other things, actual and anticipated changes in the value of the underlying instrument, including the anticipated volatility, which are affected by fiscal and monetary policies and by national and international political, changes in the actual or implied volatility or the reference asset, the time remaining until the expiration of the option contract and economic events. For the Fund in particular, the value of the options contracts in which it invests are substantially influenced by the value of GOOGL. The Fund may experience substantial downside from specific option positions and certain option positions held by the Fund may expire worthless. The options held by the Fund are exercisable at the strike price on their expiration date. As an option approaches its expiration date, its value typically increasingly moves with the value of the underlying instrument. However, prior to such date, the value of an option generally does not increase or decrease at the same rate as the underlying instrument. There may at times be an imperfect correlation between the movement in the values of options contracts and the underlying instrument, and there may at times not be a liquid secondary market for certain options contracts. The value of the options held by the Fund will be determined based on market quotations or other recognized pricing methods. Additionally, as the Fund intends to continuously maintain indirect exposure to GOOGL through the use of options contracts, as the options contracts it holds are exercised or expire it will enter into new options contracts, a practice referred to as “rolling.” If the expiring options contracts do not generate proceeds enough to cover the cost of entering into new options contracts, the Fund may experience losses.

Counterparty Risk. The Fund is subject to counterparty risk by virtue of its investments in options contracts. Transactions in some types of derivatives, including options, are required to be centrally cleared (“cleared derivatives”). In a transaction involving cleared derivatives, the Fund’s counterparty is a clearing house rather than a bank or broker. Since the Fund is not a member of clearing houses and only members of a clearing house (“clearing members”) can participate directly in the clearing house, the Fund will hold cleared derivatives through accounts at clearing members. In cleared derivatives positions, the Fund will make payments (including margin payments) to and receive payments from a clearing house through their accounts at clearing members. Customer funds held at a clearing organization in connection with any options contracts are held in a commingled omnibus account and are not identified to the name of the clearing member’s individual customers. As a result, assets deposited by the Fund with any clearing member as margin for options may, in certain circumstances, be used to satisfy losses of other clients of the Fund’s clearing member. In addition, although clearing members guarantee performance of their clients’ obligations to the clearing house, there is a risk that the assets of the Fund might not be fully protected in the event of the clearing member’s bankruptcy, as the Fund would be limited to recovering only a pro rata share of all available funds segregated on behalf of the clearing member’s customers for the relevant account class. The Fund is also subject to the risk that a limited number of clearing members are willing to transact on the Fund’s behalf, which heightens the risks associated with a clearing member’s default. This risk is greater for the Fund as it seeks to hold options contracts on a single security, and not a broader range of options contracts, which may limit the number of clearing members that are willing to transact on the Fund’s behalf. If a clearing member defaults the Fund could lose some or all of the benefits of a transaction entered into by the Fund with the clearing member. If the Fund cannot find a clearing member to transact with on the Fund’s behalf, the Fund may be unable to effectively implement its investment strategy.

Price Participation Risk. The Fund employs an investment strategy that includes the sale of call option contracts, which limits the degree to which the Fund will participate in increases in value experienced by GOOGL over the Call Period. This means that if GOOGL experiences an increase in value above the strike price of the sold call options during a Call Period, the Fund will likely not experience that increase to the same extent and may significantly underperform GOOGL over the Call Period. Additionally, because the Fund is limited in the degree to which it will participate in increases in value experienced by GOOGL over each Call Period, but has full exposure to any decreases in value experienced by GOOGL over the Call Period, the NAV of the Fund may decrease over any given time period. The Fund’s NAV is dependent on the value of each options portfolio, which is based principally upon the performance of GOOGL. The degree of participation in GOOGL gains the Fund will experience will depend on prevailing market conditions, especially market volatility, at the time the Fund enters into the sold call option contracts and will vary from Call Period to Call Period. The value of the options contracts is affected by changes in the value and dividend rates of GOOGL, changes in interest rates, changes in the actual or perceived volatility of GOOGL and the remaining time to the options’ expiration, as well as trading conditions in the options market. As the price of GOOGL changes and time moves towards the expiration of each Call Period, the value of the options contracts, and therefore the Fund’s NAV, will change. However, it is not expected for the Fund’s NAV to directly correlate on a day-to-day basis with the returns of GOOGL. The amount of time remaining until the options contract’s expiration date affects the impact of the potential options contract income on the Fund’s NAV, which may not be in full effect until the expiration date of the Fund’s options contracts. Therefore, while changes in the price of the GOOGL will result in changes to the Fund’s NAV, the Fund generally anticipates that the rate of change in the Fund’s NAV will be different than that experienced by GOOGL.

Distribution Risk. As part of the Fund’s investment objective, the Fund seeks to provide current monthly income. There is no assurance that the Fund will make a distribution in any given month. If the Fund does make distributions, the amounts of such distributions will likely vary greatly from one distribution to the next. Additionally, the monthly distributions, if any, may consist of returns of capital, which would decrease the Fund’s NAV and trading price over time. As a result, an investor may suffer significant losses to their investment. In addition, the underlying stock may pay dividends, the Fund’s returns will not include any dividends paid by the underlying stock, and any income generated by the Fund may be less than the income generated by a direct investment in the underlying stock.

NAV Erosion Risk Due to Distributions. When the Fund makes a distribution, the Fund's NAV will typically drop by the amount of the distribution on the related ex-dividend date. The repeated payment of distributions by the Fund, if any, may significantly erode the Fund's NAV and trading price over time. As a result, an investor may suffer significant losses to their investment.

Call Strategy Risks. The path dependency (i.e., the continued use) of the Fund's call writing strategy will impact the extent that the Fund participates in the positive price returns of GOOGL and, in turn, the Fund's returns, both during the term of the sold call options and over longer time periods. If, for example, each month the Fund were to sell 7% out-of-the-money call options having a one-month term, the Fund's participation in the positive price returns of GOOGL will be capped at 7% in any given month. However, over a longer period (e.g., 5 months), the Fund should not be expected to participate fully in the first 35% (i.e., 5 months x 7%) of the positive price returns of GOOGL, or the Fund may even lose money, even if the GOOGL share price has appreciated by at least that much over such period, if during any month over that period GOOGL had a return less than 7%. This example illustrates that both the Fund's participation in the positive price returns of GOOGL and its returns will depend not only on the price of GOOGL but also on the path that GOOGL takes over time.

Additionally, when implementing the Covered Call Spread Strategy, the use of credit call spreads introduces further complexities and risks. While purchasing a higher-strike call option limits potential losses from the short call position, it also reduces the net premium received, which may result in lower overall returns compared to a stand-alone covered call strategy. If the price of the Underlying Security rises rapidly, the call spread may still cap upside participation, leading to missed profit opportunities. Furthermore, market conditions, such as mispricing between near-the-money and further out-of-the-money options, may impact the effectiveness of the strategy, potentially resulting in lower-than-expected returns or increased losses. The relative pricing of options at different strike levels can vary due to volatility shifts, liquidity constraints, or other market dynamics, adding an additional layer of uncertainty to the Fund's performance under this strategy.

ETF Risks.

Authorized Participants, Market Makers, and Liquidity Providers Concentration Risk. The Fund has a limited number of financial institutions that are authorized to purchase and redeem Shares directly from the Fund (known as "Authorized Participants" or "APs"). In addition, there may be a limited number of market makers and/or liquidity providers in the marketplace. To the extent either of the following events occur, Shares may trade at a material discount to NAV and possibly face delisting: (i) APs exit the business or otherwise become unable to process creation and/or redemption orders and no other APs step forward to perform these services; or (ii) market makers and/or liquidity providers exit the business or significantly reduce their business activities and no other entities step forward to perform their functions.

Cash Redemption Risk. The Fund's investment strategy may require it to redeem Shares for cash or to otherwise include cash as part of its redemption proceeds. For example, the Fund may not be able to redeem in-kind certain securities held by the Fund (e.g., derivative instruments). In such a case, the Fund may be required to sell or unwind portfolio investments to obtain the cash needed to distribute redemption proceeds. This may cause the Fund to recognize a capital gain that it might not have recognized if it had made a redemption in-kind. As a result, the Fund may pay out higher annual capital gain distributions than if the in-kind redemption process was used. By paying out higher annual capital gain distributions, investors may be subjected to increased capital gains taxes. Additionally, there may be brokerage costs or taxable gains or losses that may be imposed on the Fund in connection with a cash redemption that may not have occurred if the Fund had made a redemption in-kind. These costs could decrease the value of the Fund to the extent they are not offset by a transaction fee payable by an AP.

Costs of Buying or Selling Shares. Due to the costs of buying or selling Shares, including brokerage commissions imposed by brokers and bid-ask spreads, frequent trading of Shares may significantly reduce investment results and an investment in Shares may not be advisable for investors who anticipate regularly making small investments.

Management Risk. The Fund is subject to management risk because it is an actively managed portfolio. In managing the Fund's investment portfolio, the portfolio managers will apply investment techniques and risk analyses that may not produce the desired result. There can be no guarantee that the Fund will meet its investment objective.

Shares May Trade at Prices Other Than NAV. As with all ETFs, Shares may be bought and sold in the secondary market at market prices. Although it is expected that the market price of Shares will approximate the Fund's NAV, there may be times when the market price of Shares is more than the NAV intra-day (premium) or less than the NAV intra-day (discount) due to supply and demand of Shares or during periods of market volatility. This risk is heightened in times of market volatility, periods of steep market declines, and periods when there is limited trading activity for Shares in the secondary market, in which case such premiums or discounts may be significant.

Trading. Although Shares are listed on a national securities exchange, such as NYSE Arca, Inc. (the "Exchange"), and may be traded on U.S. exchanges other than the Exchange, there can be no assurance that an active trading market for the Shares will develop or be maintained or that the Shares will trade with any volume, or at all, on any stock exchange. This risk may be greater for the Fund as it seeks to have exposure to a single underlying stock as opposed to a more diverse portfolio like a traditional pooled investment. In stressed market conditions, the liquidity of Shares may begin to mirror the liquidity of the

Fund's underlying portfolio holdings, which can be significantly less liquid than Shares. Shares trade on the Exchange at market price that may be below, at or above the Fund's NAV. Trading in Shares on the Exchange may be halted due to market conditions or for reasons that, in the view of the Exchange, make trading in Shares inadvisable. In addition, trading in Shares on the Exchange is subject to trading halts caused by extraordinary market volatility pursuant to the Exchange "circuit breaker" rules. There can be no assurance that the requirements of the Exchange necessary to maintain the listing of the Fund will continue to be met or will remain unchanged. In the event of an unscheduled market close for options contracts that reference a single stock, such as GOOGL's securities being halted or a market wide closure, settlement prices will be determined by the procedures of the listing exchange of the options contracts. As a result, the Fund could be adversely affected and be unable to implement its investment strategies in the event of an unscheduled closing.

High Portfolio Turnover Risk. The Fund may actively and frequently trade all or a significant portion of the Fund's holdings. A high portfolio turnover rate increases transaction costs, which may increase the Fund's expenses. Frequent trading may also cause adverse tax consequences for investors in the Fund due to an increase in short-term capital gains.

Inflation Risk. Inflation risk is the risk that the value of assets or income from investments will be less in the future as inflation decreases the value of money. As inflation increases, the present value of the Fund's assets and distributions, if any, may decline.

Liquidity Risk. Some securities held by the Fund, including options contracts, may be difficult to sell or be illiquid, particularly during times of market turmoil. This risk is greater for the Fund as it will hold options contracts on a single security, and not a broader range of options contracts. Markets for securities or financial instruments could be disrupted by a number of events, including, but not limited to, an economic crisis, natural disasters, epidemics/pandemics, new legislation or regulatory changes inside or outside the United States. Illiquid securities may be difficult to value, especially in changing or volatile markets. If the Fund is forced to sell an illiquid security at an unfavorable time or price, the Fund may be adversely impacted. Certain market conditions or restrictions, such as market rules related to short sales, may prevent the Fund from limiting losses, realizing gains or achieving a high correlation with GOOGL. There is no assurance that a security that is deemed liquid when purchased will continue to be liquid. Market illiquidity may cause losses for the Fund.

Market Events Risk. The Fund's investments are subject to changes in general economic conditions, general market fluctuations and the risks inherent in investment in securities and other financial instruments. Investment markets can be volatile and prices of investments can change substantially due to various factors including, but not limited to, economic growth or recession, changes in interest rates, inflation, changes in the actual or perceived creditworthiness of issuers, and general market liquidity. The Fund is subject to the risk that geopolitical events will disrupt securities and other financial markets and adversely affect global economies and markets. Local, regional or global events such as war, military conflicts, acts of terrorism, natural disasters, the spread of infectious illness or other public health issues, or other events could have a significant impact on the Fund and its investments. Continuing uncertainties regarding interest rates, rising inflation, political events, rising government debt in the U.S. and trade tensions also contribute to market volatility. Conflict, loss of life and disaster connected to ongoing armed conflict between Ukraine and Russia in Europe and between Israel and Hamas in the Middle East could have severe adverse effects on the related region, including significant adverse effects on the regional or global economies and the markets for certain securities. The U.S. and the European Union have imposed sanctions on certain Russian individuals and companies, including certain financial institutions, and have limited certain exports and imports to and from Russia. These conflicts have contributed to recent market volatility and may continue to do so.

Money Market Instrument Risk. The Fund may use a variety of money market instruments for cash management purposes, including money market funds, depositary accounts and repurchase agreements. Repurchase agreements are contracts in which a seller of securities agrees to buy the securities back at a specified time and price. Repurchase agreements may be subject to market and credit risk related to the collateral securing the repurchase agreement. Money market instruments, including money market funds, may lose money through fees or other means.

Newer Fund Risk. The Fund is a recently organized management investment company with limited operating history. As a result, prospective investors have a limited track record or history on which to base their investment decisions. There can be no assurance that the Fund will maintain an economically viable size.

Non-Diversification Risk. Because the Fund is "non-diversified," it may invest a greater percentage of its assets in the securities of a single issuer or a smaller number of issuers than if it was a diversified fund. As a result, a decline in the value of an investment in a single issuer or a smaller number of issuers could cause the Fund's overall value to decline to a greater degree than if the Fund held a more diversified portfolio. This may increase the Fund's volatility and cause the performance of a relatively smaller number of issuers to have a greater impact on the Fund's performance.

Operational Risk. The Fund is subject to risks arising from various operational factors, including, but not limited to, human error, processing and communication errors, errors of the Fund's service providers, counterparties or other third-parties, failed or inadequate processes and technology or systems failures. The Fund relies on third-parties for a range of services, including custody. Any delay or failure relating to engaging or maintaining such service providers may affect the Fund's ability to meet its investment objective.

Although the Fund, Adviser, and Adviser seek to reduce these operational risks through controls and procedures, there is no way to completely protect against such risks.

Single Issuer Risk. Issuer-specific attributes may cause an investment in the Fund to be more volatile than a traditional pooled investment which diversifies risk or the market generally. The value of the Fund, which focuses on an individual security (GOOGL), may be more volatile than a traditional pooled investment or the market as a whole and may perform differently from the value of a traditional pooled investment or the market as a whole.

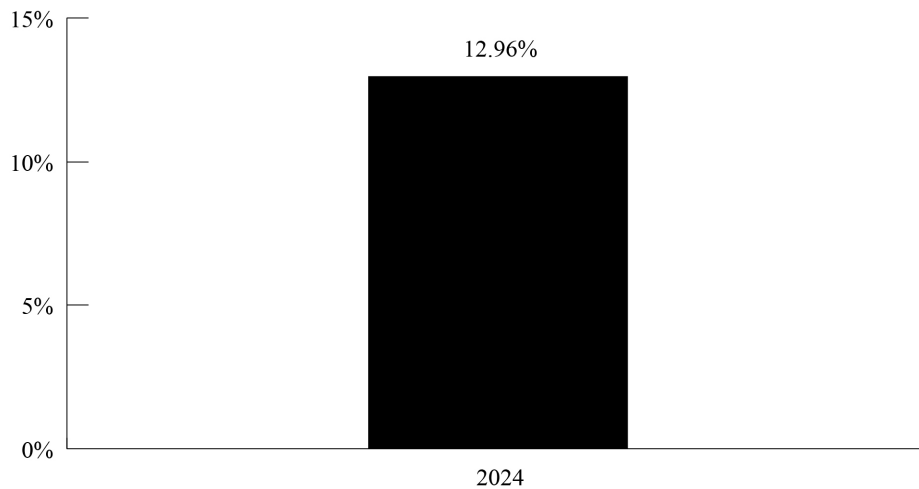
Tax Risk. The Fund intends to elect and to qualify each year to be treated as a RIC under Subchapter M of the Code. As a RIC, the Fund will not be subject to U.S. federal income tax on the portion of its net investment income and net capital gain that it distributes to Shareholders, provided that it satisfies certain requirements of the Code. If the Fund does not qualify as a RIC for any taxable year and certain relief provisions are not available, the Fund’s taxable income will be subject to tax at the Fund level and to a further tax at the shareholder level when such income is distributed. To comply with the asset diversification test applicable to a RIC, the Fund will attempt to ensure that the value of options it holds is never 25% of the total value of Fund assets at the close of any quarter. If the Fund’s investments in options were to exceed 25% of the Fund’s total assets at the end of a tax quarter, the Fund, generally, has a grace period to cure such lack of compliance. If the Fund fails to timely cure, it may no longer be eligible to be treated as a RIC.

U.S. Government and U.S. Agency Obligations Risk. The Fund may invest in securities issued by the U.S. government or its agencies or instrumentalities. U.S. Government obligations include securities issued or guaranteed as to principal and interest by the U.S. Government, its agencies or instrumentalities, such as the U.S. Treasury. Payment of principal and interest on U.S. Government obligations may be backed by the full faith and credit of the United States or may be backed solely by the issuing or guaranteeing agency or instrumentality itself. In the latter case, the investor must look principally to the agency or instrumentality issuing or guaranteeing the obligation for ultimate repayment, which agency or instrumentality may be privately owned. There can be no assurance that the U.S. Government would provide financial support to its agencies or instrumentalities (including government-sponsored enterprises) where it is not obligated to do so.

Performance

The following performance information provides some indication of the risks of investing in the Fund by showing changes in the Fund’s performance over time. The following bar chart shows the Fund’s annual returns. The table illustrates how the Fund’s average annual returns for the 1-year and since inception periods compare with those of a broad measure of market performance. Although past performance of the Fund is no guarantee of how it will perform in the future, historical performance may give you some indication of the risks of investing in the Fund. Updated performance information will be available on the Fund’s website at www.yieldmaxetfs.com.

Calendar Year Ended December 31,



During the period of time shown in the bar chart, the Fund’s highest quarterly return was 17.16% for the quarter ended June 30, 2024 and the lowest quarterly return was -8.43% for the quarter ended September 30, 2024.

Average Annual Total Returns

For the Periods Ended December 31, 2024

	1 Year	Since July 27, 2023	Inception
--	---------------	--------------------------------	------------------

Return Before Taxes	12.96%	7.78%
Return After Taxes on Distributions	9.11%	3.00%
Return After Taxes on Distributions and Sale of Fund Shares	7.60%	3.86%
S&P 500 [®] Total Return Index (reflects no deduction for fees, expenses, or taxes) ⁽¹⁾	25.02%	21.66%

(1) The S&P 500[®] Total Return Index is a free-float market capitalization-weighted index of 500 of the largest U.S. companies. The index is calculated on a total return basis with dividends reinvested.

After-tax returns are calculated using the historical highest individual federal marginal income tax rates during the period covered by the table above and do not reflect the impact of state and local taxes. Actual after-tax returns depend on an investor’s tax situation and may differ from those shown. After-tax returns shown are not relevant to investors who hold their Shares through tax-deferred or other tax-advantaged arrangements such as an individual retirement account (“IRA”).

Management

Investment Adviser: Tidal Investments LLC (the “Adviser”) serves as investment adviser to the Fund.

Portfolio Managers:

The following individuals are jointly and primarily responsible for the day-to-day management of the Fund.

Jay Pestrighelli, Portfolio Manager for the Adviser, has been a portfolio manager of the Fund since its inception in 2023.

Qiao Duan, CFA, Portfolio Manager for the Adviser, has been a portfolio manager of the Fund since its inception in 2023.

Charles A. Ragauss, CFA, Portfolio Manager for the Adviser, has been a portfolio manager of the Fund since its inception in 2023.

CFA[®] is a registered trademark owned by the CFA Institute.

Purchase and Sale of Shares

The Fund issues and redeems Shares at NAV only in large blocks known as “Creation Units,” which only Authorized Participants (APs) (typically, broker-dealers) may purchase or redeem. The Fund generally issues and redeems Creation Units in exchange for a portfolio of securities (the “Deposit Securities”) and/or a designated amount of U.S. cash.

Shares are listed on a national securities exchange, such as the Exchange, and individual Shares may only be bought and sold in the secondary market through brokers at market prices, rather than NAV. Because Shares trade at market prices rather than NAV, Shares may trade at a price greater than NAV (premium) or less than NAV (discount).

An investor may incur costs attributable to the difference between the highest price a buyer is willing to pay to purchase Shares (the “bid” price) and the lowest price a seller is willing to accept for Shares (the “ask” price) when buying or selling Shares in the secondary market. This difference in bid and ask prices is often referred to as the “bid-ask spread.”

Information regarding the Fund’s NAV, market price, how often Shares traded on the Exchange at a premium or discount, and bid-ask spreads can be found on the Fund’s website at www.yieldmaxetfs.com.

Tax Information

Fund distributions are generally taxable as ordinary income, qualified dividend income, or capital gains (or a combination), unless an investment is in an individual retirement account (“IRA”) or other tax-advantaged account. Distributions on investments made through tax-deferred arrangements may be taxed later upon withdrawal of assets from those accounts.

Financial Intermediary Compensation

If you purchase Shares through a broker-dealer or other financial intermediary (such as a bank) (an “Intermediary”), the Adviser or its affiliates may pay Intermediaries for certain activities related to the Fund, including participation in activities that are designed to make Intermediaries more knowledgeable about exchange-traded products, including the Fund, or for other activities, such as marketing, educational training, or other initiatives related to the sale or promotion of Shares. These payments may create a conflict of interest by influencing the Intermediary and your salesperson to recommend the Fund over another investment. Any such arrangements do not result in increased Fund expenses. Ask your salesperson or visit the Intermediary’s website for more information.

YieldMax™ INTC Option Income Strategy ETF - FUND SUMMARY

Investment Objective

The Fund's primary investment objective is to seek current income. The Fund's secondary investment objective is to seek exposure to the share price of the common stock of the Intel Corporation ("INTC" or "Underlying Security"), subject to a limit on potential investment gains.

Fees and Expenses of the Fund

This table describes the fees and expenses that you may pay if you buy, hold, and sell shares of the Fund ("Shares"). **You may pay other fees, such as brokerage commissions and other fees to financial intermediaries, which are not reflected in the table and Example below.**

Annual Fund Operating Expenses⁽¹⁾ (expenses that you pay each year as a percentage of the value of your investment)

Management Fee	0.99%
Distribution and Service (12b-1) Fees	None
Other Expenses ⁽²⁾	0.00%
Total Annual Fund Operating Expenses	<u>0.99%</u>

⁽¹⁾ The Fund's investment adviser, Tidal Investments LLC (the "Adviser"), a Tidal Financial Group company, will pay, or require a sub-adviser to pay, all expenses incurred by the Fund (except for advisory fees and sub-advisory fees, as the case may be) excluding interest charges on any borrowings made for investment purposes, dividends and other expenses on securities sold short, taxes, brokerage commissions and other expenses incurred in placing orders for the purchase and sale of securities and other investment instruments, acquired fund fees and expenses, accrued deferred tax liability, distribution fees and expenses paid by the Fund under any distribution plan adopted pursuant to Rule 12b-1 under the Investment Company Act of 1940, as amended (the "1940 Act"), and litigation expenses and other non-routine or extraordinary expenses.

⁽²⁾ Based on estimated amounts for the current fiscal year.

Expense Example

This Example is intended to help you compare the cost of investing in the Fund with the cost of investing in other funds. The Example assumes that you invest \$10,000 in the Fund for the time periods indicated and then redeem or hold all of your Shares at the end of those periods. The Example also assumes that your investment has a 5% return each year and that the Fund's operating expenses remain the same. The Example does not take into account brokerage commissions that you may pay on your purchases and sales of Shares. Although your actual costs may be higher or lower, based on these assumptions your costs would be:

1 Year	3 Years
\$101	\$315

Portfolio Turnover

The Fund pays transaction costs, such as commissions, when it buys and sells securities (or "turns over" its portfolio). A higher portfolio turnover rate may indicate higher transaction costs and may result in higher taxes when Shares are held in a taxable account. These costs, which are not reflected in total annual fund operating expenses or in the expense example above, affect the Fund's performance. Because the Fund has not commenced operations as of the date of this Prospectus, portfolio turnover information is not yet available.

Principal Investment Strategies

The Fund is an actively managed exchange-traded fund ("ETF") that seeks current income while providing indirect exposure to the share price (*i.e.*, the price returns) of the common stock of Intel Corporation ("INTC" or the "Underlying Security"), subject to a limit on potential investment gains. The Fund will employ its investment strategy as it relates to INTC regardless of whether there are periods of adverse market, economic, or other conditions and will not take temporary defensive positions during such periods. As further described below, the Fund uses either a synthetic covered call strategy or a synthetic covered call spread strategy to provide income and indirect exposure to the share price returns of INTC, subject to a limit on potential investment gains as a result of the nature of the options strategy it employs. That is, the Fund not only seeks to generate income from its options investments but also aims to derive additional income when the value of INTC increases. The Fund's options contracts provide:

- indirect exposure to the share price returns of INTC,
- current income from the option premiums, and
- a limit on the Fund's participation in gains, if any, of the share price returns of INTC.

For more information, see sections “The Fund’s Use of Underlying Security Option Contracts,” “Synthetic Covered Call Strategy” and “Synthetic Covered Call Spread Strategy” below.

Why invest in the Fund?

- The Fund seeks to generate monthly income, which is not dependent on the price appreciation of the Underlying Security.
- The Fund seeks to participate in a portion of the gains experienced by the Underlying Security.

That is, although the Fund may not fully participate in gains in the Underlying Security’s stock price, the Fund’s portfolio is designed to generate income.

An Investment in the Fund is not an investment in the Underlying Security.

- **The Fund’s strategy will capture only a portion of its potential gains if the Underlying Security’s stock price increase in value.**
- **The Fund’s strategy is subject to all potential losses if the Underlying Security’s stock price decrease in value, which may not be offset by income received by the Fund.**
- The Fund does not invest directly in the Underlying Security.
- Fund shareholders are not entitled to any Underlying Security dividends.

Additional information regarding the Underlying Security is also set forth below.

The Fund’s Use of Underlying Security Option Contracts

As part of the Fund’s synthetic covered call strategy and synthetic covered call spread strategy, the Fund will purchase and sell a combination of standardized exchange-traded and FLEXible EXchange® (“FLEX”) call and put option contracts that are based on the value of the price returns of the Underlying Security.

- In general, an option contract gives the purchaser of the option contract the right to purchase (for a call option) or sell (for a put option) the underlying asset (like shares of the Underlying Security) at a specified price (the “strike price”).
- If exercised, an option contract obligates the seller to deliver shares (for a sold or “short” call) or buy shares (for a sold or “short” put) of the underlying asset at a specified price (the “strike price”).
- Options contracts must be exercised or traded to close within a specified time frame, or they expire. See the chart in section “Fund Portfolio” below for a description of the option contracts utilized by the Fund.

Standardized exchange-traded options include standardized terms. FLEX options are also exchange-traded, but they allow for customizable terms (e.g., the strike price can be negotiated). For more information on FLEX options, see “Additional Information about the Funds – Exchange Traded Options Portfolio.”

The Fund’s options contracts are based on the value of the Underlying Security, which gives the Fund the right or obligation to receive or deliver shares of the Underlying Security on the expiration date of the applicable option contract in exchange for the stated strike price, depending on whether the option contract is a call option or a put option, and whether the Fund purchases or sells the option contract.

Synthetic Covered Call Strategy

In seeking to achieve its investment objective, the Fund may implement a “*synthetic* covered call” strategy using the standardized exchange-traded and FLEX options described above.

- A *traditional* covered call strategy is an investment strategy where an investor (the Fund) sells a call option on an underlying security it owns.
- A *synthetic* covered call strategy is similar to a traditional covered call strategy in that the investor sells a call option that is based on the value of the underlying security. However, in a synthetic covered call strategy, the investor (the Fund) does not own the underlying security, but rather seeks to *synthetically* replicate 100% of the price movements of the underlying security through the use of various investment instruments.

The Fund’s synthetic covered call strategies consists of the following three elements, each of which is described in greater detail farther below:

- Synthetic long exposure to the Underlying Security, which allows the Fund to seek to participate in the changes, up or down, in the price of shares of the Underlying Security.

- Covered call writing (where the Underlying Security’s call options are sold against the synthetic long portion of the strategy), which allows the Fund to generate income.
- U.S. Treasuries, which are used for collateral for the options, and which also generate income.

1. Synthetic Long Exposure

To achieve a synthetic long exposure to the Underlying Security, the Fund will buy the Underlying Security’s call options and, simultaneously, sell the Underlying Security’s put options to try to replicate the price movements of the Underlying Security. The call options purchased by the Fund and the put options sold by the Fund will generally have one-month to six-month terms and strike prices that are approximately equal to the then-current share price of the Underlying Security at the time the contracts are purchased and sold, respectively. The combination of the long call options and sold put options provides the Fund with indirect investment exposure equal to approximately 100% of the Underlying Security for the duration of the applicable options exposure.

2. Covered Call Strategies

Covered Call Strategy

As part of its strategy, the Fund will write (sell) call option contracts on the Underlying Security to generate income. Since the Fund does not directly own the Underlying Security, these written call options will be sold short (i.e., selling a position it does not currently own). The Fund will seek to participate in the share price appreciation of the Underlying Security, if any. However, due to the nature of covered call strategies, the Fund’s participation may be subject to a cap (as described below). In this strategy, the call options written (sold) by the Fund will generally have 1- month or less expiration dates (the “Call Period”) and generally have a strike price that is approximately 0%-15% above the then-current share price of the Underlying Security.

It is important to note that the sale of the Underlying Security call option contracts will limit the Fund’s participation in the appreciation in the Underlying Security’s stock price. If the stock price of the Underlying Security increases, the above-referenced synthetic long exposure alone would allow the Fund to experience similar percentage gains. However, if the Underlying Security’s stock price appreciates beyond the strike price of one or more of the sold (short) call option contracts, the Fund will lose money on those short call positions, and the losses will, in turn, limit the upside return of the Fund’s synthetic long exposure. As a result, the Fund’s overall strategy (i.e., the combination of the synthetic long exposure to the Underlying Security and the sold (short) the Underlying Security call positions) will limit the Fund’s participation in gains in the Underlying Security’s stock price beyond a certain point.

Covered Call Spread Strategy

The Adviser will employ the Covered Call Spread Strategy when it believes it is a better strategy for the Fund as compared to the Covered Call Strategy. The Fund may write (sell) credit call spreads (described below) rather than stand-alone call option contracts to seek greater participation in the potential appreciation of its Underlying Security’s share price, while still generating net premium income. The Adviser will primarily employ this covered call spread strategy when it believes that the share price of its Underlying Security is likely to rise significantly in the short term (e.g., following a substantial selloff or overall positive market news). Additionally, the Adviser may use this strategy in other scenarios (e.g., if the market is undervaluing further out-of-the-money options relative to near-the-money options), where it believes the use of credit call spreads may prove more advantageous to the Fund’s total return than the covered call strategy.

A credit call spread involves selling a call option while simultaneously buying a call option with a higher strike price, both with the same expiration date. By writing credit call spreads, the Fund can potentially offset losses incurred from its short call positions if the Underlying Security’s share price rises above the strike price.

3. U.S. Treasuries

The Fund will hold short-term U.S. Treasury securities as collateral in connection with the Fund’s synthetic covered call strategy.

The Fund intends to continuously maintain indirect exposure to the Underlying Security through the use of options contracts. As the options contracts it holds are exercised or expire it may enter into new options contracts, a practice referred to as “rolling.” The Fund’s practice of rolling options may result in high portfolio turnover.

Fund’s Monthly Distributions

The Fund will seek to provide monthly income in the form of cash distributions. The Fund will seek to generate such income in the following ways:

- Writing (selling) call option contracts on its Underlying Security as described above. The income comes mainly from the option premiums received from these option sales. A premium, in this context, refers to the price the option buyer pays to the option seller (the Fund) for the rights granted by the option. The amount of these premiums is largely affected by the fluctuations in the Underlying Security’s stock prices. However, other elements like interest rates can also influence the income level.
- Investing in short-term U.S. Treasury securities. The income generated by these securities will be influenced by interest rates at the time of investment.
- In addition to the income-seeking methodologies stated in the Prospectus, the Fund’s use of the Synthetic Covered Call Spread Strategy may occasionally allow it to capture a substantial portion of any significant increase in the price of its Underlying Security. When this happens, the Fund could receive profits exceeding the initial cost of the call options, and the Fund’s distributions may include some of those profits.

Fund’s Return Profile vs its Underlying Security

For the reasons stated above, the Fund’s performance will differ from that of the Underlying Security’s stock price. The performance differences will depend on, among other things, the price of the Underlying Security, changes in the value of the the Underlying Security options contracts the Fund holds, and changes in the value of the U.S. Treasuries.

Fund Portfolio

Principal Holdings		
Portfolio Holdings (All options are based on the value of the Underlying Security)	Investment Terms	Expected Target Maturity
Purchased call option contracts	<p>“at-the-money” (<i>i.e.</i>, the strike price is equal to the then-current share price of the Underlying Security at the time of purchase) to provide indirect exposure to positive price returns of the Underlying Security.</p> <p>If the Underlying Security share price increases, these options will generate corresponding increases to the Fund.</p>	1-month to 6-month expiration dates
Sold put option contracts	<p>“at-the-money” (<i>i.e.</i>, the strike price is equal to the then-current share price of the Underlying Security at the time of sale).</p> <p>They are sold to help pay for the purchased call options described above.</p> <p>However, the sold put option contracts provide exposure to the full extent of any share price losses experienced by the Underlying Security.</p>	1-month to 6-month expiration dates
Sold (short) call option contracts (<i>Covered Call Strategy</i>)	<p>The strike price is approximately 0%-15% more than the then-current share price of the Underlying Security at the time of sale.</p> <p>They generate current income. However, they also limit some potential positive returns that the Fund may have otherwise experienced from gains in the Underlying Security’s share price.</p>	1-month or less expiration dates
Sold (short) call option contracts (<i>Covered Call Spread Strategy</i>)	<p>The strike price is approximately 0%-15% more than the then-current share price of the Fund’s Underlying Security at the time of sale.</p> <p>Sold call option contracts provide inverse exposure to the full extent of any increases in the value experienced by the Fund’s Underlying Security, minus the premium received.</p>	1-month or less expiration dates
Purchased call option contracts (<i>Covered Call Spread Strategy</i>)	<p>“out-of-the-money” (<i>i.e.</i>, the strike price is above the strike price of the corresponding Covered Call Spread Strategy sold call).</p> <p>Bought call option contracts provide exposure to the full extent of any increases in the value experienced by the Fund’s Underlying Security above the option’s strike price.</p>	1-month or less expiration dates
U.S Treasury Securities and Cash	Multiple series of U.S. Treasury Bills supported by the full faith and credit of the U.S. government.	6-month to 2-year maturities

	<p>These instruments are used as collateral for the Fund’s derivative investments.</p> <p>They will also generate income.</p>	
--	---	--

The market value of the cash and treasuries held by the Fund is expected to be between 50% and 100% of the Fund’s net assets and the market value of the options package is expected to be between 0% and 50% of the Fund’s net assets. In terms of notional value, the combination of these investment instruments provides investment exposure to INTC equal to at least 100% of the Fund’s total assets.

Under normal circumstances, the Fund will invest at least 80% of its net assets, plus borrowings for investment purposes, in securities and financial instruments that provide indirect exposure to INTC.

The Fund is classified as “non-diversified” under the 1940 Act.

There is no guarantee that the Fund’s investment strategy will be properly implemented, and an investor may lose some or all of its investment.

Intel Corporation (“INTC”)

INTC designs, develops, manufactures, markets, and sells computing and related products worldwide. INTC is listed on the Nasdaq Global Select Market. Per INTC’s most recent Form 10-K filing, the aggregate market value of INTC common stock held by non-affiliates as of the most recent available data at time of drafting this prospectus (June 28, 2024) was approximately \$132.4 billion.

INTC is registered under the Securities Exchange Act of 1934, as amended (the “Exchange Act”). Information provided to or filed with the SEC by INTC pursuant to the Exchange Act can be located by reference to the SEC file number 000-06217 through the SEC’s website at www.sec.gov. In addition, information regarding INTC may be obtained from other sources including, but not limited to, press releases, newspaper articles and other publicly disseminated documents.

This document relates only to the securities offered hereby and does not relate to INTC or other securities of INTC. The Fund has derived all disclosures contained in this document regarding INTC from publicly available documents. None of the Fund, the Trust, the Adviser, or their respective affiliates has participated in the preparation of such publicly available offering documents or made any due diligence inquiry regarding such documents with respect to INTC. None of the Fund, the Trust, the Adviser, or their respective affiliates makes any representation that such publicly available documents or any other publicly available information regarding INTC is accurate or complete. Furthermore, the Fund cannot give any assurance that all events occurring prior to the date hereof (including events that would affect the accuracy or completeness of the publicly available documents described above) that would affect the trading price of INTC (and therefore the price of INTC at the time we price the securities) have been publicly disclosed. Subsequent disclosure of any such events or the disclosure of or failure to disclose material future events concerning INTC could affect the value received with respect to the securities and therefore the value of the securities.

None of the Fund, the Trust, the Adviser, or their respective affiliates makes any representation to you as to the performance of INTC.

THE FUND, TRUST AND ADVISER ARE NOT AFFILIATED WITH INTC.

Due to the Fund’s investment strategy, the Fund’s investment exposure is concentrated in (or substantially exposed to) the same industry as that assigned to INTC. As of the date of the Prospectus, INTC is assigned to the semiconductors & semiconductor equipment industry.

Principal Investment Risks

The principal risks of investing in the Fund are summarized below. As with any investment, there is a risk that you could lose all or a portion of your investment in the Fund. Some or all of these risks may adversely affect the Fund’s net asset value (“NAV”) per share, trading price, yield, total return, and/or ability to meet its objective. For more information about the risks of investing in the Fund, see the section in the Fund’s Prospectus titled “Additional Information About the Funds—Principal Risks of Investing in the Funds.”

An investment in the Fund entails risk. The Fund may not achieve its investment objective and there is a risk that you could lose all of your money invested in the Fund. The Fund is not a complete investment program. It is important that investors closely review all of the risks listed below and understand them before making an investment in the Fund.

Each risk summarized below is considered a “principal risk” of investing in the Fund, regardless of the order in which they appear.

INTC Risk. The Fund invests in options contracts that are based on the value of INTC. This subjects the Fund to certain of the same risks as if it owned shares of INTC, even though it does not. By virtue of the Fund’s investments in options contracts that are based on the value of INTC, the Fund may also be subject to the following risks:

Indirect Investment in INTC Risk. INTC is not affiliated with the Trust, the Fund, the Adviser, or their respective affiliates and is not involved with this offering in any way and has no obligation to consider your Shares in taking any corporate actions that might affect the value of Shares. Investors in the Fund will not have voting rights and will not be able to influence the management of INTC but will be exposed to the performance of INTC (the underlying stock). Investors in the Fund will not have rights to receive dividends or other distributions or any other rights with respect to the underlying stock but will be subject to declines in the performance of the underlying stock.

INTC Trading Risk. The trading price of INTC may be highly volatile and could continue to be subject to wide fluctuations in response to various factors. The stock market in general, and the market for technology companies in particular, has experienced extreme price and volume fluctuations that have often been unrelated or disproportionate to the operating performance of those companies. In particular, a large proportion of INTC may be traded by short sellers which may put pressure on the supply and demand for the common stock of INTC, further influencing volatility in its market price. Public perception and other factors outside of the control of INTC may additionally impact INTC's stock price due to INTC garnering a disproportionate degree of public attention, regardless of actual operating performance. In addition, in the past, following periods of volatility in the overall market and the market price of a particular company's securities, securities class action litigation has often been instituted against companies such as these. Moreover, stockholder litigation like this has been filed against INTC in the past. While INTC continues to defend such actions, any judgment against INTC, or any future stockholder litigation could result in substantial costs and a diversion of the management of INTC's attention and resources. If INTC trading is halted, trading in Shares of the INTC Fund may be impacted, either temporarily or indefinitely.

INTC Performance Risk. INTC may fail to meet its publicly announced guidelines or other expectations about its business, which could cause the price of INTC to decline. INTC provides guidance regarding its expected financial and business performance, such as projections regarding sales and production, as well as anticipated future revenues, gross margins, profitability and cash flows. Correctly identifying key factors affecting business conditions and predicting future events is inherently an uncertain process, and the guidance INTC provides may not ultimately be accurate and has in the past been inaccurate in certain respects, such as the timing of new product manufacturing ramps. The guidance is based on certain assumptions such as those relating to global and local economic conditions, anticipated production and sales volumes (which generally are not linear throughout a given period), average sales prices, supplier and commodity costs, and planned cost reductions. If INTC's guidance is not accurate or varies from actual results due to its inability to meet the assumptions or the impact on its financial performance that could occur as a result of various risks and uncertainties, the market value of common stock issued by INTC could decline significantly.

Semiconductor Industry Risk. Competitive pressures may have a significant effect on the financial condition of semiconductor companies and, as product cycles shorten and manufacturing capacity increases, these companies may become increasingly subject to aggressive pricing, which hampers profitability. Reduced demand for end-user products, under-utilization of manufacturing capacity, and other factors could adversely impact the operating results of companies in the semiconductor sector. Semiconductor companies typically face high capital costs and may be heavily dependent on intellectual property rights. The semiconductor sector is highly cyclical, which may cause the operating results of many semiconductor companies to vary significantly. The industry is complex and global in nature, with manufacturing plants predominantly located in East Asia. Because of this, it is subject to numerous risks, including geopolitical tensions, earthquakes, and extreme weather events. The stock prices of companies in the semiconductor sector have been and likely will continue to be extremely volatile.

Derivatives Risk. Derivatives are financial instruments that derive value from the underlying reference asset or assets, such as stocks, bonds, or funds (including ETFs), interest rates or indexes. The Fund's investments in derivatives may pose risks in addition to, and greater than, those associated with directly investing in securities or other ordinary investments, including risk related to the market, imperfect correlation with underlying investments or the Fund's other portfolio holdings, higher price volatility, lack of availability, counterparty risk, liquidity, valuation and legal restrictions. The use of derivatives is a highly specialized activity that involves investment techniques and risks different from those associated with ordinary portfolio securities transactions. The use of derivatives may result in larger losses or smaller gains than directly investing in securities. When the Fund uses derivatives, there may be an imperfect correlation between the value of INTC and the derivative, which may prevent the Fund from achieving its investment objective. Because derivatives often require only a limited initial investment, the use of derivatives may expose the Fund to losses in excess of those amounts initially invested. In addition, the Fund's investments in derivatives are subject to the following risks:

Options Contracts. The use of options contracts involves investment strategies and risks different from those associated with ordinary portfolio securities transactions. The prices of options are volatile and are influenced by, among other things, actual and anticipated changes in the value of the underlying instrument, including the anticipated volatility, which are affected by fiscal and monetary policies and by national and international political, changes in the actual or implied volatility or the reference asset, the time remaining until the expiration of the option contract and economic events. For the Fund in particular, the value of the options contracts in which it invests are substantially influenced by the value of INTC. The Fund may experience substantial downside from specific option positions and certain option positions held by the Fund may expire worthless. The options held by the Fund are exercisable at the strike price on their expiration date. As an option approaches its

expiration date, its value typically increasingly moves with the value of the underlying instrument. However, prior to such date, the value of an option generally does not increase or decrease at the same rate as the underlying instrument. There may at times be an imperfect correlation between the movement in the values of options contracts and the underlying instrument, and there may at times not be a liquid secondary market for certain options contracts. The value of the options held by the Fund will be determined based on market quotations or other recognized pricing methods. Additionally, as the Fund intends to continuously maintain indirect exposure to INTC through the use of options contracts, as the options contracts it holds are exercised or expire it will enter into new options contracts, a practice referred to as “rolling.” If the expiring options contracts do not generate proceeds enough to cover the cost of entering into new options contracts, the Fund may experience losses.

Counterparty Risk. The Fund is subject to counterparty risk by virtue of its investments in options contracts. Transactions in some types of derivatives, including options, are required to be centrally cleared (“cleared derivatives”). In a transaction involving cleared derivatives, the Fund’s counterparty is a clearing house rather than a bank or broker. Since the Fund is not a member of clearing houses and only members of a clearing house (“clearing members”) can participate directly in the clearing house, the Fund will hold cleared derivatives through accounts at clearing members. In cleared derivatives positions, the Fund will make payments (including margin payments) to and receive payments from a clearing house through their accounts at clearing members. Customer funds held at a clearing organization in connection with any options contracts are held in a commingled omnibus account and are not identified to the name of the clearing member’s individual customers. As a result, assets deposited by the Fund with any clearing member as margin for options may, in certain circumstances, be used to satisfy losses of other clients of the Fund’s clearing member. In addition, although clearing members guarantee performance of their clients’ obligations to the clearing house, there is a risk that the assets of the Fund might not be fully protected in the event of the clearing member’s bankruptcy, as the Fund would be limited to recovering only a pro rata share of all available funds segregated on behalf of the clearing member’s customers for the relevant account class. The Fund is also subject to the risk that a limited number of clearing members are willing to transact on the Fund’s behalf, which heightens the risks associated with a clearing member’s default. This risk is greater for the Fund as it seeks to hold options contracts on a single security, and not a broader range of options contracts, which may limit the number of clearing members that are willing to transact on the Fund’s behalf. If a clearing member defaults the Fund could lose some or all of the benefits of a transaction entered into by the Fund with the clearing member. If the Fund cannot find a clearing member to transact with on the Fund’s behalf, the Fund may be unable to effectively implement its investment strategy.

Price Participation Risk. The Fund employs an investment strategy that includes the sale of call option contracts, which limits the degree to which the Fund will participate in increases in value experienced by INTC over the Call Period. This means that if INTC experiences an increase in value above the strike price of the sold call options during a Call Period, the Fund will likely not experience that increase to the same extent and may significantly underperform INTC over the Call Period. Additionally, because the Fund is limited in the degree to which it will participate in increases in value experienced by INTC over each Call Period, but has full exposure to any decreases in value experienced by INTC over the Call Period, the NAV of the Fund may decrease over any given time period. The Fund’s NAV is dependent on the value of each options portfolio, which is based principally upon the performance of INTC. The degree of participation in INTC gains the Fund will experience will depend on prevailing market conditions, especially market volatility, at the time the Fund enters into the sold call option contracts and will vary from Call Period to Call Period. The value of the options contracts is affected by changes in the value and dividend rates of INTC, changes in interest rates, changes in the actual or perceived volatility of INTC and the remaining time to the options’ expiration, as well as trading conditions in the options market. As the price of INTC changes and time moves towards the expiration of each Call Period, the value of the options contracts, and therefore the Fund’s NAV, will change. However, it is not expected for the Fund’s NAV to directly correlate on a day-to-day basis with the returns of INTC. The amount of time remaining until the options contract’s expiration date affects the impact of the potential options contract income on the Fund’s NAV, which may not be in full effect until the expiration date of the Fund’s options contracts. Therefore, while changes in the price of the INTC will result in changes to the Fund’s NAV, the Fund generally anticipates that the rate of change in the Fund’s NAV will be different than that experienced by INTC.

Distribution Risk. As part of the Fund’s investment objective, the Fund seeks to provide current monthly income. There is no assurance that the Fund will make a distribution in any given month. If the Fund does make distributions, the amounts of such distributions will likely vary greatly from one distribution to the next. Additionally, the monthly distributions, if any, may consist of returns of capital, which would decrease the Fund’s NAV and trading price over time. As a result, an investor may suffer significant losses to their investment. In addition, the underlying stock may pay dividends, the Fund’s returns will not include any dividends paid by the underlying stock, and any income generated by the Fund may be less than the income generated by a direct investment in the underlying stock.

NAV Erosion Risk Due to Distributions. When the Fund makes a distribution, the Fund’s NAV will typically drop by the amount of the distribution on the related ex-dividend date. The repeated payment of distributions by the Fund, if any, may significantly erode the Fund’s NAV and trading price over time. As a result, an investor may suffer significant losses to their investment.

Call Strategy Risks. The path dependency (i.e., the continued use) of the Fund’s call writing strategy will impact the extent that the Fund participates in the positive price returns of INTC and, in turn, the Fund’s returns, both during the term of the sold call options and over longer time periods. If, for example, each month the Fund were to sell 7% out-of-the-money call options having a one-month term, the Fund’s participation in the positive price returns of INTC will be capped at 7% in any given month. However, over a longer period

(e.g., 5 months), the Fund should not be expected to participate fully in the first 35% (i.e., 5 months x 7%) of the positive price returns of INTC, or the Fund may even lose money, even if the INTC share price has appreciated by at least that much over such period, if during any month over that period INTC had a return less than 7%. This example illustrates that both the Fund's participation in the positive price returns of INTC and its returns will depend not only on the price of INTC but also on the path that INTC takes over time.

Additionally, when implementing the Covered Call Spread Strategy, the use of credit call spreads introduces further complexities and risks. While purchasing a higher-strike call option limits potential losses from the short call position, it also reduces the net premium received, which may result in lower overall returns compared to a stand-alone covered call strategy. If the price of the Underlying Security rises rapidly, the call spread may still cap upside participation, leading to missed profit opportunities. Furthermore, market conditions, such as mispricing between near-the-money and further out-of-the-money options, may impact the effectiveness of the strategy, potentially resulting in lower-than-expected returns or increased losses. The relative pricing of options at different strike levels can vary due to volatility shifts, liquidity constraints, or other market dynamics, adding an additional layer of uncertainty to the Fund's performance under this strategy.

ETF Risks.

Authorized Participants, Market Makers, and Liquidity Providers Concentration Risk. The Fund has a limited number of financial institutions that are authorized to purchase and redeem Shares directly from the Fund (known as "Authorized Participants" or "APs"). In addition, there may be a limited number of market makers and/or liquidity providers in the marketplace. To the extent either of the following events occur, Shares may trade at a material discount to NAV and possibly face delisting: (i) APs exit the business or otherwise become unable to process creation and/or redemption orders and no other APs step forward to perform these services; or (ii) market makers and/or liquidity providers exit the business or significantly reduce their business activities and no other entities step forward to perform their functions.

Cash Redemption Risk. The Fund's investment strategy may require it to redeem Shares for cash or to otherwise include cash as part of its redemption proceeds. For example, the Fund may not be able to redeem in-kind certain securities held by the Fund (e.g., derivative instruments). In such a case, the Fund may be required to sell or unwind portfolio investments to obtain the cash needed to distribute redemption proceeds. This may cause the Fund to recognize a capital gain that it might not have recognized if it had made a redemption in-kind. As a result, the Fund may pay out higher annual capital gain distributions than if the in-kind redemption process was used. By paying out higher annual capital gain distributions, investors may be subjected to increased capital gains taxes. Additionally, there may be brokerage costs or taxable gains or losses that may be imposed on the Fund in connection with a cash redemption that may not have occurred if the Fund had made a redemption in-kind. These costs could decrease the value of the Fund to the extent they are not offset by a transaction fee payable by an AP.

Costs of Buying or Selling Shares. Due to the costs of buying or selling Shares, including brokerage commissions imposed by brokers and bid-ask spreads, frequent trading of Shares may significantly reduce investment results and an investment in Shares may not be advisable for investors who anticipate regularly making small investments.

Management Risk. The Fund is subject to management risk because it is an actively managed portfolio. In managing the Fund's investment portfolio, the portfolio managers will apply investment techniques and risk analyses that may not produce the desired result. There can be no guarantee that the Fund will meet its investment objective.

Shares May Trade at Prices Other Than NAV. As with all ETFs, Shares may be bought and sold in the secondary market at market prices. Although it is expected that the market price of Shares will approximate the Fund's NAV, there may be times when the market price of Shares is more than the NAV intra-day (premium) or less than the NAV intra-day (discount) due to supply and demand of Shares or during periods of market volatility. This risk is heightened in times of market volatility, periods of steep market declines, and periods when there is limited trading activity for Shares in the secondary market, in which case such premiums or discounts may be significant.

Trading. Although Shares are listed on a national securities exchange, such as NYSE Arca, Inc. (the "Exchange"), and may be traded on U.S. exchanges other than the Exchange, there can be no assurance that an active trading market for the Shares will develop or be maintained or that the Shares will trade with any volume, or at all, on any stock exchange. This risk may be greater for the Fund as it seeks to have indirect exposure to a single underlying stock as opposed to a more diverse portfolio like a traditional pooled investment. In stressed market conditions, the liquidity of Shares may begin to mirror the liquidity of the Fund's underlying portfolio holdings, which can be significantly less liquid than Shares. Shares trade on the Exchange at a market price that may be below, at or above the Fund's NAV. Trading in Shares on the Exchange may be halted due to market conditions or for reasons that, in the view of the Exchange, make trading in Shares inadvisable. In addition, trading in Shares on the Exchange is subject to trading halts caused by extraordinary market volatility pursuant to the Exchange "circuit breaker" rules. There can be no assurance that the requirements of the Exchange necessary to maintain the listing of the Fund will continue to be met or will remain unchanged. In the event of an unscheduled market close for options contracts that reference a single stock, such as INTC's securities being halted or a market wide closure, settlement prices will be determined by the

procedures of the listing exchange of the options contracts. As a result, the Fund could be adversely affected and be unable to implement its investment strategies in the event of an unscheduled closing.

High Portfolio Turnover Risk. The Fund may actively and frequently trade all or a significant portion of the Fund's holdings. A high portfolio turnover rate increases transaction costs, which may increase the Fund's expenses. Frequent trading may also cause adverse tax consequences for investors in the Fund due to an increase in short-term capital gains.

Inflation Risk. Inflation risk is the risk that the value of assets or income from investments will be less in the future as inflation decreases the value of money. As inflation increases, the present value of the Fund's assets and distributions, if any, may decline.

Liquidity Risk. Some securities held by the Fund, including options contracts, may be difficult to sell or be illiquid, particularly during times of market turmoil. This risk is greater for the Fund as it will hold options contracts on a single security, and not a broader range of options contracts. Markets for securities or financial instruments could be disrupted by a number of events, including, but not limited to, an economic crisis, natural disasters, epidemics/pandemics, new legislation or regulatory changes inside or outside the United States. Illiquid securities may be difficult to value, especially in changing or volatile markets. If the Fund is forced to sell an illiquid security at an unfavorable time or price, the Fund may be adversely impacted. Certain market conditions or restrictions, such as market rules related to short sales, may prevent the Fund from limiting losses, realizing gains or achieving a high correlation with INTC. There is no assurance that a security that is deemed liquid when purchased will continue to be liquid. Market illiquidity may cause losses for the Fund.

Market Events Risk. The Fund's investments are subject to changes in general economic conditions, general market fluctuations and the risks inherent in investment in securities and other financial instruments. Investment markets can be volatile and prices of investments can change substantially due to various factors including, but not limited to, economic growth or recession, changes in interest rates, inflation, changes in the actual or perceived creditworthiness of issuers, and general market liquidity. The Fund is subject to the risk that geopolitical events will disrupt securities and other financial markets and adversely affect global economies and markets. Local, regional or global events such as war, military conflicts, acts of terrorism, natural disasters, the spread of infectious illness or other public health issues, or other events could have a significant impact on the Fund and its investments. Continuing uncertainties regarding interest rates, rising inflation, political events, rising government debt in the U.S. and trade tensions also contribute to market volatility. Conflict, loss of life and disaster connected to ongoing armed conflict between Ukraine and Russia in Europe and between Israel and Hamas in the Middle East could have severe adverse effects on the related region, including significant adverse effects on the regional or global economies and the markets for certain securities. The U.S. and the European Union have imposed sanctions on certain Russian individuals and companies, including certain financial institutions, and have limited certain exports and imports to and from Russia. These conflicts have contributed to recent market volatility and may continue to do so.

Money Market Instrument Risk. The Fund may use a variety of money market instruments for cash management purposes, including money market funds, depository accounts and repurchase agreements. Repurchase agreements are contracts in which a seller of securities agrees to buy the securities back at a specified time and price. Repurchase agreements may be subject to market and credit risk related to the collateral securing the repurchase agreement. Money market instruments, including money market funds, may lose money through fees or other means.

New Fund Risk. The Fund is a recently organized management investment company with no operating history. As a result, prospective investors do not have a track record or history on which to base their investment decisions.

Non-Diversification Risk. Because the Fund is "non-diversified," it may invest a greater percentage of its assets in the securities of a single issuer or a smaller number of issuers than if it was a diversified fund. As a result, a decline in the value of an investment in a single issuer or a smaller number of issuers could cause the Fund's overall value to decline to a greater degree than if the Fund held a more diversified portfolio. This may increase the Fund's volatility and cause the performance of a relatively smaller number of issuers to have a greater impact on the Fund's performance.

Operational Risk. The Fund is subject to risks arising from various operational factors, including, but not limited to, human error, processing and communication errors, errors of the Fund's service providers, counterparties or other third-parties, failed or inadequate processes and technology or systems failures. The Fund relies on third-parties for a range of services, including custody. Any delay or failure relating to engaging or maintaining such service providers may affect the Fund's ability to meet its investment objective. Although the Fund, and Adviser seek to reduce these operational risks through controls and procedures, there is no way to completely protect against such risks.

Single Issuer Risk. Issuer-specific attributes may cause an investment in the Fund to be more volatile than a traditional pooled investment which diversifies risk or the market generally. The value of the Fund, which focuses on an individual security (INTC), may be more volatile than a traditional pooled investment or the market as a whole and may perform differently from the value of a traditional pooled investment or the market as a whole.

Tax Risk. The Fund intends to elect and to qualify each year to be treated as a RIC under Subchapter M of the Code. As a RIC, the Fund will not be subject to U.S. federal income tax on the portion of its net investment income and net capital gain that it distributes to Shareholders, provided that it satisfies certain requirements of the Code. If the Fund does not qualify as a RIC for any taxable year and

certain relief provisions are not available, the Fund's taxable income will be subject to tax at the Fund level and to a further tax at the shareholder level when such income is distributed. To comply with the asset diversification test applicable to a RIC, the Fund will attempt to ensure that the value of options it holds is never 25% of the total value of Fund assets at the close of any quarter. In particular, in combination with the Fund's use of a "synthetic" strategy (i.e., purchasing exposure to the underlying stock through a combination of put and call options), the Fund maintains a portfolio of treasury securities, which are expected to enable the Fund to meet the diversification requirements. If the Fund's investments in options were to exceed 25% of the Fund's total assets at the end of a tax quarter, the Fund, generally, has a grace period to cure such lack of compliance. If the Fund fails to timely cure, it may no longer be eligible to be treated as a RIC.

U.S. Government and U.S. Agency Obligations Risk. The Fund may invest in securities issued by the U.S. government or its agencies or instrumentalities. U.S. Government obligations include securities issued or guaranteed as to principal and interest by the U.S. Government, its agencies or instrumentalities, such as the U.S. Treasury. Payment of principal and interest on U.S. Government obligations may be backed by the full faith and credit of the United States or may be backed solely by the issuing or guaranteeing agency or instrumentality itself. In the latter case, the investor must look principally to the agency or instrumentality issuing or guaranteeing the obligation for ultimate repayment, which agency or instrumentality may be privately owned. There can be no assurance that the U.S. Government would provide financial support to its agencies or instrumentalities (including government-sponsored enterprises) where it is not obligated to do so.

Performance

Performance information for the Fund is not included because the Fund has not completed a full calendar year of operations as of the date of this Prospectus. When such information is included, this section will provide some indication of the risks of investing in the Fund by showing changes in the Fund's performance history from year to year and showing how the Fund's average annual total returns compare with those of a broad measure of market performance. Although past performance of the Fund is no guarantee of how it will perform in the future, historical performance may give you some indication of the risks of investing in the Fund. Updated performance information will be available on the Fund's website at www.yieldmaxetfs.com.

Management

Investment Adviser: Tidal Investments LLC (the "Adviser") serves as investment adviser to the Fund.

Portfolio Managers:

The following individuals are jointly and primarily responsible for the day-to-day management of the Fund.

Jay Pestrighelli, Portfolio Manager for the Adviser, has been a portfolio manager of the Fund since its inception in 2025.

Qiao Duan, CFA, Portfolio Manager for the Adviser, has been a portfolio manager of the Fund since its inception in 2025.

Charles A. Ragauss, CFA, Portfolio Manager for the Adviser, has been a portfolio manager of the Fund since its inception in 2025.

CFA[®] is a registered trademark owned by the CFA Institute.

Purchase and Sale of Shares

The Fund issues and redeems Shares at NAV only in large blocks known as "Creation Units," which only Authorized Participants (APs) (typically, broker-dealers) may purchase or redeem. The Fund generally issues and redeems Creation Units in exchange for a portfolio of securities (the "Deposit Securities") and/or a designated amount of U.S. cash.

Shares are listed on a national securities exchange, such as the Exchange, and individual Shares may only be bought and sold in the secondary market through brokers at market prices, rather than NAV. Because Shares trade at market prices rather than NAV, Shares may trade at a price greater than NAV (premium) or less than NAV (discount).

An investor may incur costs attributable to the difference between the highest price a buyer is willing to pay to purchase Shares (the "bid" price) and the lowest price a seller is willing to accept for Shares (the "ask" price) when buying or selling Shares in the secondary market. This difference in bid and ask prices is often referred to as the "bid-ask spread."

When available, information regarding the Fund's NAV, market price, how often Shares traded on the Exchange at a premium or discount, and bid-ask spreads can be found on the Fund's website at www.yieldmaxetfs.com.

Tax Information

Fund distributions are generally taxable as ordinary income, qualified dividend income, or capital gains (or a combination), unless an investment is in an individual retirement account ("IRA") or other tax-advantaged account. Distributions on investments made through tax-deferred arrangements may be taxed later upon withdrawal of assets from those accounts.

Financial Intermediary Compensation

If you purchase Shares through a broker-dealer or other financial intermediary (such as a bank) (an “Intermediary”), the Adviser or its affiliates may pay Intermediaries for certain activities related to the Fund, including participation in activities that are designed to make Intermediaries more knowledgeable about exchange-traded products, including the Fund, or for other activities, such as marketing, educational training, or other initiatives related to the sale or promotion of Shares. These payments may create a conflict of interest by influencing the Intermediary and your salesperson to recommend the Fund over another investment. Any such arrangements do not result in increased Fund expenses. Ask your salesperson or visit the Intermediary’s website for more information.

YieldMax™ JPM Option Income Strategy ETF - FUND SUMMARY

Investment Objective

The Fund's primary investment objective is to seek current income. The Fund's secondary investment objective is to seek exposure to the share price of the common stock of JPMorgan Chase & Co. ("JPM" or "Underlying Security"), subject to a limit on potential investment gains.

Fees and Expenses of the Fund

This table describes the fees and expenses that you may pay if you buy, hold, and sell shares of the Fund ("Shares"). **You may pay other fees, such as brokerage commissions and other fees to financial intermediaries, which are not reflected in the table and Example below.**

Annual Fund Operating Expenses⁽¹⁾ (expenses that you pay each year as a percentage of the value of your investment)

Management Fee	0.99%
Distribution and Service (12b-1) Fees	None
Other Expenses (includes dividend, tax and broker expense)	0.19%
Acquired Fund Fees and Expenses ⁽²⁾	0.01%
Total Annual Fund Operating Expenses	1.19%

⁽¹⁾ The Fund's investment adviser, Tidal Investments LLC (the "Adviser"), a Tidal Financial Group company, will pay, or require a sub-adviser to pay, all expenses incurred by the Fund (except for advisory fees and sub-advisory fees, as the case may be) excluding interest charges on any borrowings made for investment purposes, dividends and other expenses on securities sold short, taxes, brokerage commissions and other expenses incurred in placing orders for the purchase and sale of securities and other investment instruments, acquired fund fees and expenses, accrued deferred tax liability, distribution fees and expenses paid by the Fund under any distribution plan adopted pursuant to Rule 12b-1 under the Investment Company Act of 1940, as amended (the "1940 Act"), and litigation expenses and other non-routine or extraordinary expenses.

⁽²⁾ Acquired Fund Fees and Expenses ("AFFE") are the indirect costs of investing in other investment companies. Total Annual Fund Operating Expenses do not correlate to the expense ratios in the Fund's Financial Highlights because the Financial Highlights include only the direct operating expenses incurred by the Fund and exclude AFFE.

Expense Example

This Example is intended to help you compare the cost of investing in the Fund with the cost of investing in other funds. The Example assumes that you invest \$10,000 in the Fund for the time periods indicated and then redeem or hold all of your Shares at the end of those periods. The Example also assumes that your investment has a 5% return each year and that the Fund's operating expenses remain the same. The Example does not take into account brokerage commissions that you may pay on your purchases and sales of Shares. Although your actual costs may be higher or lower, based on these assumptions your costs would be:

1 Year	3 Years	5 Years	10 Years
\$121	\$378	\$654	\$1,443

Portfolio Turnover

The Fund pays transaction costs, such as commissions, when it buys and sells securities (or "turns over" its portfolio). A higher portfolio turnover rate may indicate higher transaction costs and may result in higher taxes when Shares are held in a taxable account. These costs, which are not reflected in total annual fund operating expenses or in the expense example above, affect the Fund's performance. During the most recent fiscal year, the Fund's portfolio turnover rate was 11% of the average value of its portfolio.

Principal Investment Strategies

The Fund is an actively managed exchange-traded fund ("ETF") that seeks current income while providing indirect exposure to the share price (*i.e.*, the price returns) of the common stock of JPMorgan Chase & Co. ("JPM" or the "Underlying Security"), subject to a limit on potential investment gains. The Fund will employ its investment strategy as it relates to JPM regardless of whether there are periods of adverse market, economic, or other conditions and will not take temporary defensive positions during such periods. As further described below, the Fund uses either a synthetic covered call strategy or a synthetic covered call spread strategy to provide income and indirect exposure to the share price returns of JPM, subject to a limit on potential investment gains as a result of the nature of the options strategy it employs. That is, the Fund not only seeks to generate income from its options investments but also aims to derive gains when the value of JPM increase. The Fund's options contracts provide:

- indirect exposure to the share price returns of JPM,
- current income from the option premiums, and
- a limit on the Fund's participation in gains, if any, of the share price returns of JPM.

For more information, see sections “The Fund's Use of Underlying Security Option Contracts,” “Synthetic Covered Call Strategy” and “Synthetic Covered Call Spread Strategy” below.

Why invest in the Fund?

- The Fund seeks to generate monthly income, which is not dependent on the price appreciation of the Underlying Security.
- The Fund seeks to participate in a portion of the gains experienced by the Underlying Security.

That is, although the Fund may not fully participate in gains in the Underlying Security's stock price, the Fund's portfolio is designed to generate income.

An Investment in the Fund is not an investment in the Underlying Security.

- **The Fund's strategy will capture only a portion of its potential gains if the Underlying Security's stock price increase in value.**
- **The Fund's strategy is subject to all potential losses if the Underlying Security's stock price decrease in value, which may not be offset by income received by the Fund.**
- The Fund does not invest directly in the Underlying Security.
- Fund shareholders are not entitled to any Underlying Security dividends.

Additional information regarding the Underlying Security is also set forth below.

The Fund's Use of Underlying Security Option Contracts

As part of the Fund's synthetic covered call strategy and synthetic covered call spread strategy, the Fund will purchase and sell a combination of standardized exchange-traded and FLEXible EXchange® (“FLEX”) call and put option contracts that are based on the value of the price returns of the Underlying Security.

- In general, an option contract gives the purchaser of the option contract the right to purchase (for a call option) or sell (for a put option) the underlying asset (like shares of the Underlying Security) at a specified price (the “strike price”).
- If exercised, an option contract obligates the seller to deliver shares (for a sold or “short” call) or buy shares (for a sold or “short” put) of the underlying asset at a specified price (the “strike price”).
- Options contracts must be exercised or traded to close within a specified time frame, or they expire. See the chart in section “Fund Portfolio” below for a description of the option contracts utilized by the Fund.

Standardized exchange-traded options include standardized terms. FLEX options are also exchange-traded, but they allow for customizable terms (e.g., the strike price can be negotiated). For more information on FLEX options, see “Additional Information about the Funds – Exchange Traded Options Portfolio.”

The Fund's options contracts are based on the value of the Underlying Security, which gives the Fund the right or obligation to receive or deliver shares of the Underlying Security on the expiration date of the applicable option contract in exchange for the stated strike price, depending on whether the option contract is a call option or a put option, and whether the Fund purchases or sells the option contract.

Synthetic Covered Call Strategy

In seeking to achieve its investment objective, the Fund may implement a “*synthetic* covered call” strategy using the standardized exchange-traded and FLEX options described above.

- A *traditional* covered call strategy is an investment strategy where an investor (the Fund) sells a call option on an underlying security it owns.
- A *synthetic* covered call strategy is similar to a traditional covered call strategy in that the investor sells a call option that is based on the value of the underlying security. However, in a synthetic covered call strategy, the investor (the Fund) does not own the underlying security, but rather seeks to *synthetically* replicate 100% of the price movements of the underlying security through the use of various investment instruments.

The Fund's synthetic covered call strategies consists of the following three elements, each of which is described in greater detail farther below:

- Synthetic long exposure to the Underlying Security, which allows the Fund to seek to participate in the changes, up or down, in the price of shares of the Underlying Security.
- Covered call writing (where the Underlying Security's call options are sold against the synthetic long portion of the strategy), which allows the Fund to generate income.
- U.S. Treasuries, which are used for collateral for the options, and which also generate income.

1. Synthetic Long Exposure

To achieve a synthetic long exposure to the Underlying Security, the Fund will buy the Underlying Security's call options and, simultaneously, sell the Underlying Security's put options to try to replicate the price movements of the Underlying Security. The call options purchased by the Fund and the put options sold by the Fund will generally have one-month to six-month terms and strike prices that are approximately equal to the then-current share price of the Underlying Security at the time the contracts are purchased and sold, respectively. The combination of the long call options and sold put options provides the Fund with indirect investment exposure equal to approximately 100% of the Underlying Security for the duration of the applicable options exposure.

2. Covered Call Strategies

Covered Call Strategy

As part of its strategy, the Fund will write (sell) call option contracts on the Underlying Security to generate income. Since the Fund does not directly own the Underlying Security, these written call options will be sold short (i.e., selling a position it does not currently own). The Fund will seek to participate in the share price appreciation of the Underlying Security, if any. However, due to the nature of covered call strategies, the Fund's participation may be subject to a cap (as described below). In this strategy, the call options written (sold) by the Fund will generally have 1- month or less expiration dates (the "Call Period") and generally have a strike price that is approximately 0%-15% above the then-current share price of the Underlying Security.

It is important to note that the sale of the Underlying Security call option contracts will limit the Fund's participation in the appreciation in the Underlying Security's stock price. If the stock price of the Underlying Security increases, the above-referenced synthetic long exposure alone would allow the Fund to experience similar percentage gains. However, if the Underlying Security's stock price appreciates beyond the strike price of one or more of the sold (short) call option contracts, the Fund will lose money on those short call positions, and the losses will, in turn, limit the upside return of the Fund's synthetic long exposure. As a result, the Fund's overall strategy (i.e., the combination of the synthetic long exposure to the Underlying Security and the sold (short) the Underlying Security call positions) will limit the Fund's participation in gains in the Underlying Security's stock price beyond a certain point.

Covered Call Spread Strategy

The Adviser will employ the Covered Call Spread Strategy when it believes it is a better strategy for the Fund as compared to the Covered Call Strategy. The Fund may write (sell) credit call spreads (described below) rather than stand-alone call option contracts to seek greater participation in the potential appreciation of its Underlying Security's share price, while still generating net premium income. The Adviser will primarily employ this covered call spread strategy when it believes that the share price of its Underlying Security is likely to rise significantly in the short term (e.g., following a substantial selloff or overall positive market news). Additionally, the Adviser may use this strategy in other scenarios (e.g., if the market is undervaluing further out-of-the-money options relative to near-the-money options), where it believes the use of credit call spreads may prove more advantageous to the Fund's total return than the covered call strategy.

A credit call spread involves selling a call option while simultaneously buying a call option with a higher strike price, both with the same expiration date. By writing credit call spreads, the Fund can potentially offset losses incurred from its short call positions if the Underlying Security's share price rises above the strike price.

3. U.S. Treasuries

The Fund will hold short-term U.S. Treasury securities as collateral in connection with the Fund's synthetic covered call strategy.

The Fund intends to continuously maintain indirect exposure to the Underlying Security through the use of options contracts. As the options contracts it holds are exercised or expire it may enter into new options contracts, a practice referred to as "rolling." The Fund's practice of rolling options may result in high portfolio turnover.

Fund's Monthly Distributions

The Fund will seek to provide monthly income in the form of cash distributions. The Fund will seek to generate such income in the following ways:

- Writing (selling) call option contracts on its Underlying Security as described above. The income comes mainly from the option premiums received from these option sales. A premium, in this context, refers to the price the option buyer pays to the option seller (the Fund) for the rights granted by the option. The amount of these premiums is largely affected by the fluctuations in the Underlying Security's stock prices. However, other elements like interest rates can also influence the income level.
- Investing in short-term U.S. Treasury securities. The income generated by these securities will be influenced by interest rates at the time of investment.
- In addition to the income-seeking methodologies stated in the Prospectus, the Fund's use of the Synthetic Covered Call Spread Strategy may occasionally allow it to capture a substantial portion of any significant increase in the price of its Underlying Security. When this happens, the Fund could receive profits exceeding the initial cost of the call options, and the Fund's distributions may include some of those profits.

Fund's Return Profile vs its Underlying Security

For the reasons stated above, the Fund's performance will differ from that of the Underlying Security's stock price. The performance differences will depend on, among other things, the price of the Underlying Security, changes in the value of the the Underlying Security options contracts the Fund holds, and changes in the value of the U.S. Treasuries.

Fund Portfolio

Principal Holdings		
Portfolio Holdings (All options are based on the value of the Underlying Security)	Investment Terms	Expected Target Maturity
Purchased call option contracts	<p>"at-the-money" (<i>i.e.</i>, the strike price is equal to the then-current share price of the Underlying Security at the time of purchase) to provide indirect exposure to positive price returns of the Underlying Security.</p> <p>If the Underlying Security share price increases, these options will generate corresponding increases to the Fund.</p>	1-month to 6-month expiration dates
Sold put option contracts	<p>"at-the-money" (<i>i.e.</i>, the strike price is equal to the then-current share price of the Underlying Security at the time of sale).</p> <p>They are sold to help pay for the purchased call options described above.</p> <p>However, the sold put option contracts provide exposure to the full extent of any share price losses experienced by the Underlying Security.</p>	1-month to 6-month expiration dates
Sold (short) call option contracts (Covered Call Strategy)	<p>The strike price is approximately 0%-15% more than the then-current share price of the Underlying Security at the time of sale.</p> <p>They generate current income. However, they also limit some potential positive returns that the Fund may have otherwise experienced from gains in the Underlying Security's share price.</p>	1-month or less expiration dates
Sold (short) call option contracts (Covered Call Spread Strategy)	<p>The strike price is approximately 0%-15% more than the then-current share price of the Fund's Underlying Security at the time of sale.</p> <p>Sold call option contracts provide inverse exposure to the full extent of any increases in the value experienced by the Fund's Underlying Security, minus the premium received.</p>	1-month or less expiration dates
Purchased call option contracts (Covered Call Spread Strategy)	<p>"out-of-the-money" (<i>i.e.</i>, the strike price is above the strike price of the corresponding Covered Call Spread Strategy sold call).</p> <p>Bought call option contracts provide exposure to the full extent of any increases in the value experienced by the Fund's Underlying Security above the option's strike price.</p>	1-month or less expiration dates

U.S Treasury Securities and Cash	<p>Multiple series of U.S. Treasury Bills supported by the full faith and credit of the U.S. government.</p> <p>These instruments are used as collateral for the Fund’s derivative investments.</p> <p>They will also generate income.</p>	6-month to 2-year maturities
----------------------------------	--	------------------------------

The market value of the cash and treasuries held by the Fund is expected to be between 50% and 100% of the Fund’s net assets and the market value of the options package is expected to be between 0% and 50% of the Fund’s net assets. In terms of notional value, the combination of these investment instruments provides indirect investment exposure to JPM equal to at least 100% of the Fund’s total assets.

Under normal circumstances, the Fund will invest at least 80% of its net assets, plus borrowings for investment purposes, in securities and financial instruments that provide indirect exposure to JPM.

The Fund is classified as “non-diversified” under the 1940 Act.

There is no guarantee that the Fund’s investment strategy will be properly implemented, and an investor may lose some or all of its investment.

JPMorgan Chase & Co. (“JPM”)

JPM is a financial holding company and a leading financial services firm based in the U.S, with operations worldwide. It is a leader in investment banking, financial services for consumers and small businesses, commercial banking, financial transaction processing and asset management. JPM is listed on the New York Stock Exchange. Per JPM’s most recent Form 10-K filing, the aggregate market value of JPM common stock held by non-affiliates as of the most recent available data at time of drafting this prospectus (June 30, 2024) was approximately \$573.4 billion.

JPM is registered under the Securities Exchange Act of 1934, as amended (the “Exchange Act”). Information provided to or filed with the SEC by JPM pursuant to the Exchange Act can be located by reference to the SEC file number 1-5805 through the SEC’s website at www.sec.gov. In addition, information regarding JPM may be obtained from other sources including, but not limited to, press releases, newspaper articles and other publicly disseminated documents.

This document relates only to the securities offered hereby and does not relate to JPM or other securities of JPM. The Fund has derived all disclosures contained in this document regarding JPM from the publicly available documents. None of the Fund, the Trust, the Adviser, or their respective affiliates has participated in the preparation of such publicly available offering documents or made any due diligence inquiry regarding such documents with respect to JPM. None of the Fund, the Trust, the Adviser, or their respective affiliates makes any representation that such publicly available documents or any other publicly available information regarding JPM is accurate or complete. Furthermore, the Fund cannot give any assurance that all events occurring prior to the date hereof (including events that would affect the accuracy or completeness of the publicly available documents described above) that would affect the trading price of JPM (and therefore the price of JPM at the time we price the securities) have been publicly disclosed. Subsequent disclosure of any such events or the disclosure of or failure to disclose material future events concerning JPM could affect the value received with respect to the securities and therefore the value of the securities.

None of the Fund, the Trust, the Adviser, or their respective affiliates makes any representation to you as to the performance of JPM.

THE FUND, TRUST AND ADVISER ARE NOT AFFILIATED WITH JPM.

Due to the Fund’s investment strategy, the Fund’s investment exposure is concentrated in (or substantially exposed to) the same industry as that assigned to JPM. As of the date of the Prospectus, JPM is assigned to the banks industry.

Principal Investment Risks

The principal risks of investing in the Fund are summarized below. As with any investment, there is a risk that you could lose all or a portion of your investment in the Fund. Some or all of these risks may adversely affect the Fund’s net asset value (“NAV”) per share, trading price, yield, total return, and/or ability to meet its objective. For more information about the risks of investing in the Fund, see the section in the Fund’s Prospectus titled “Additional Information About the Funds—Principal Risks of Investing in the Funds.”

An investment in the Fund entails risk. The Fund may not achieve its investment objective and there is a risk that you could lose all of your money invested in the Fund. The Fund is not a complete investment program. It is important that investors closely review all of the risks listed below and understand them before making an investment in the Fund.

Each risk summarized below is considered a “principal risk” of investing in the Fund, regardless of the order in which they appear.

JPM Risk. The Fund invests in options contracts that are based on the value of JPM. This subjects the Fund to certain of the same risks as if it owned shares of JPM, even though it does not. By virtue of the Fund's investments in options contracts that are based on the value of JPM, the Fund may also be subject to the following risks:

Indirect Investment in JPM Risk. JPM is not affiliated with the Trust, the Fund, the Adviser, or their respective affiliates and is not involved with this offering in any way and has no obligation to consider your Shares in taking any corporate actions that might affect the value of Shares. Investors in the Fund will not have voting rights and will not be able to influence management of JPM but will be exposed to the performance of JPM (the underlying stock). Investors in the Fund will not have rights to receive dividends or other distributions or any other rights with respect to the underlying stock but will be subject to declines in the performance of the underlying stock.

JPM Trading Risk. The trading price of JPM may be highly volatile and could continue to be subject to wide fluctuations in response to various factors. The stock market in general, and the market for technology companies in particular, has experienced extreme price and volume fluctuations that have often been unrelated or disproportionate to the operating performance of those companies. In particular, a large proportion of JPM may be traded by short sellers which may put pressure on the supply and demand for the common stock of JPM, further influencing volatility in its market price. Public perception and other factors outside of the control of JPM may additionally impact JPM's stock price due to JPM garnering a disproportionate degree of public attention, regardless of actual operating performance. In addition, in the past, following periods of volatility in the overall market and the market price of a particular company's securities, securities class action litigation has often been instituted against companies such as these. Moreover, stockholder litigation like this has been filed against JPM in the past. While JPM continues to defend such actions, any judgment against JPM, or any future stockholder litigation could result in substantial costs and a diversion of the management of JPM's attention and resources. If JPM trading is halted, trading in Shares of the JPM Fund may be impacted, either temporarily or indefinitely.

JPM Performance Risk. JPM may fail to meet its publicly announced guidelines or other expectations about its business, which could cause the price of JPM to decline. JPM provides guidance regarding its expected financial and business performance, such as projections regarding sales and production, as well as anticipated future revenues, gross margins, profitability and cash flows. Correctly identifying key factors affecting business conditions and predicting future events is inherently an uncertain process, and the guidance JPM provides may not ultimately be accurate and has in the past been inaccurate in certain respects, such as the timing of new product manufacturing ramps. The guidance is based on certain assumptions such as those relating to global and local economic conditions, anticipated production and sales volumes (which generally are not linear throughout a given period), average sales prices, supplier and commodity costs, and planned cost reductions. If JPM's guidance is not accurate or varies from actual results due to its inability to meet the assumptions or the impact on its financial performance that could occur as a result of various risks and uncertainties, the market value of common stock issued by JPM could decline significantly.

JPM's accelerated computing platforms address four large markets: Gaming, Data Center, Professional Visualization, and Automotive. These markets experience rapid changes in technology, customer requirements, new product introductions and enhancements, and industry standards.

Banking Industry Risk. Banks depend upon being able to obtain funds at reasonable costs and upon liquidity in the capital and credit markets to finance their lending and other operations which makes banks sensitive to changes in money market and general economic conditions. When a bank's borrowers have financial trouble, their failure to repay the bank will adversely affect the bank's financial situation. Banks are also highly regulated. Decisions by regulators may limit the loans banks make and the interest rates and fees they charge, and may reduce a bank's profitability. Banks may also be subject to severe price competition. Competition is high among banking companies and failure to maintain or increase market share may result in lost market value. Events involving limited liquidity, defaults, non-performance or other adverse developments that have affected the financial services industry have in the past and may in the future lead to market-wide liquidity problems, and could negatively affect the value and of Banks. For example, in March 2023, several financial institutions experienced a larger-than-expected decline in deposits and two regional banks, Silicon Valley Bank and Signature Bank, were placed into receivership. Although the Federal Reserve, the U.S. Department of Treasury, and the Federal Deposit Insurance Corporation have taken measures to stabilize the financial system, uncertainty and liquidity concerns in the broader financial services industry remains. Additionally, should there be additional systemic pressure on the financial system and capital markets, there can be no assurances of the response of any government or regulator, and any response may not be as favorable to industry participants as the measures currently being pursued.

Derivatives Risk. Derivatives are financial instruments that derive value from the underlying reference asset or assets, such as stocks, bonds, or funds (including ETFs), interest rates or indexes. The Fund's investments in derivatives may pose risks in addition to, and greater than, those associated with directly investing in securities or other ordinary investments, including risk related to the market, imperfect correlation with underlying investments or the Fund's other portfolio holdings, higher price volatility, lack of availability, counterparty risk, liquidity, valuation and legal restrictions. The use of derivatives is a highly specialized activity that involves investment techniques and risks different from those associated with ordinary portfolio securities transactions. The use of derivatives

may result in larger losses or smaller gains than directly investing in securities. When the Fund uses derivatives, there may be an imperfect correlation between the value of JPM and the derivative, which may prevent the Fund from achieving its investment objective. Because derivatives often require only a limited initial investment, the use of derivatives may expose the Fund to losses in excess of those amounts initially invested. In addition, the Fund's investments in derivatives are subject to the following risks:

Options Contracts. The use of options contracts involves investment strategies and risks different from those associated with ordinary portfolio securities transactions. The prices of options are volatile and are influenced by, among other things, actual and anticipated changes in the value of the underlying instrument, including the anticipated volatility, which are affected by fiscal and monetary policies and by national and international political, changes in the actual or implied volatility or the reference asset, the time remaining until the expiration of the option contract and economic events. For the Fund in particular, the value of the options contracts in which it invests are substantially influenced by the value of JPM. The Fund may experience substantial downside from specific option positions and certain option positions held by the Fund may expire worthless. The options held by the Fund are exercisable at the strike price on their expiration date. As an option approaches its expiration date, its value typically increasingly moves with the value of the underlying instrument. However, prior to such date, the value of an option generally does not increase or decrease at the same rate as the underlying instrument. There may at times be an imperfect correlation between the movement in the values of options contracts and the underlying instrument, and there may at times not be a liquid secondary market for certain options contracts. The value of the options held by the Fund will be determined based on market quotations or other recognized pricing methods. Additionally, as the Fund intends to continuously maintain indirect exposure to JPM through the use of options contracts, as the options contracts it holds are exercised or expire it will enter into new options contracts, a practice referred to as "rolling." If the expiring options contracts do not generate proceeds enough to cover the cost of entering into new options contracts, the Fund may experience losses.

Counterparty Risk. The Fund is subject to counterparty risk by virtue of its investments in options contracts. Transactions in some types of derivatives, including options, are required to be centrally cleared ("cleared derivatives"). In a transaction involving cleared derivatives, the Fund's counterparty is a clearing house rather than a bank or broker. Since the Fund is not a member of clearing houses and only members of a clearing house ("clearing members") can participate directly in the clearing house, the Fund will hold cleared derivatives through accounts at clearing members. In cleared derivatives positions, the Fund will make payments (including margin payments) to and receive payments from a clearing house through their accounts at clearing members. Customer funds held at a clearing organization in connection with any options contracts are held in a commingled omnibus account and are not identified to the name of the clearing member's individual customers. As a result, assets deposited by the Fund with any clearing member as margin for options may, in certain circumstances, be used to satisfy losses of other clients of the Fund's clearing member. In addition, although clearing members guarantee performance of their clients' obligations to the clearing house, there is a risk that the assets of the Fund might not be fully protected in the event of the clearing member's bankruptcy, as the Fund would be limited to recovering only a pro rata share of all available funds segregated on behalf of the clearing member's customers for the relevant account class. The Fund is also subject to the risk that a limited number of clearing members are willing to transact on the Fund's behalf, which heightens the risks associated with a clearing member's default. This risk is greater for the Fund as it seeks to hold options contracts on a single security, and not a broader range of options contracts, which may limit the number of clearing members that are willing to transact on the Fund's behalf. If a clearing member defaults the Fund could lose some or all of the benefits of a transaction entered into by the Fund with the clearing member. If the Fund cannot find a clearing member to transact with on the Fund's behalf, the Fund may be unable to effectively implement its investment strategy.

Price Participation Risk. The Fund employs an investment strategy that includes the sale of call option contracts, which limits the degree to which the Fund will participate in increases in value experienced by JPM over the Call Period. This means that if JPM experiences an increase in value above the strike price of the sold call options during a Call Period, the Fund will likely not experience that increase to the same extent and may significantly underperform JPM over the Call Period. Additionally, because the Fund is limited in the degree to which it will participate in increases in value experienced by JPM over each Call Period, but has full exposure to any decreases in value experienced by JPM over the Call Period, the NAV of the Fund may decrease over any given time period. The Fund's NAV is dependent on the value of each options portfolio, which is based principally upon the performance of JPM. The degree of participation in JPM gains the Fund will experience will depend on prevailing market conditions, especially market volatility, at the time the Fund enters into the sold call option contracts and will vary from Call Period to Call Period. The value of the options contracts is affected by changes in the value and dividend rates of JPM, changes in interest rates, changes in the actual or perceived volatility of JPM and the remaining time to the options' expiration, as well as trading conditions in the options market. As the price of JPM changes and time moves towards the expiration of each Call Period, the value of the options contracts, and therefore the Fund's NAV, will change. However, it is not expected for the Fund's NAV to directly correlate on a day-to-day basis with the returns of JPM. The amount of time remaining until the options contract's expiration date affects the impact of the potential options contract income on the Fund's NAV, which may not be in full effect until the expiration date of the Fund's options contracts. Therefore, while changes in the price of the JPM will result in changes to the Fund's NAV, the Fund generally anticipates that the rate of change in the Fund's NAV will be different than that experienced by JPM.

Distribution Risk. As part of the Fund's investment objective, the Fund seeks to provide current monthly income. There is no assurance that the Fund will make a distribution in any given month. If the Fund does make distributions, the amounts of such distributions will

likely vary greatly from one distribution to the next. Additionally, the monthly distributions, if any, may consist of returns of capital, which would decrease the Fund's NAV and trading price over time. As a result, an investor may suffer significant losses to their investment. In addition, the underlying stock may pay dividends, the Fund's returns will not include any dividends paid by the underlying stock, and any income generated by the Fund may be less than the income generated by a direct investment in the underlying stock.

NAV Erosion Risk Due to Distributions. When the Fund makes a distribution, the Fund's NAV will typically drop by the amount of the distribution on the related ex-dividend date. The repeated payment of distributions by the Fund, if any, may significantly erode the Fund's NAV and trading price over time. As a result, an investor may suffer significant losses to their investment.

Call Strategy Risks. The path dependency (i.e., the continued use) of the Fund's call writing strategy will impact the extent that the Fund participates in the positive price returns of JPM and, in turn, the Fund's returns, both during the term of the sold call options and over longer time periods. If, for example, each month the Fund were to sell 7% out-of-the-money call options having a one-month term, the Fund's participation in the positive price returns of JPM will be capped at 7% in any given month. However, over a longer period (e.g., 5 months), the Fund should not be expected to participate fully in the first 35% (i.e., 5 months x 7%) of the positive price returns of JPM, or the Fund may even lose money, even if the JPM share price has appreciated by at least that much over such period, if during any month over that period JPM had a return less than 7%. This example illustrates that both the Fund's participation in the positive price returns of JPM and its returns will depend not only on the price of JPM but also on the path that JPM takes over time.

Additionally, when implementing the Covered Call Spread Strategy, the use of credit call spreads introduces further complexities and risks. While purchasing a higher-strike call option limits potential losses from the short call position, it also reduces the net premium received, which may result in lower overall returns compared to a stand-alone covered call strategy. If the price of the Underlying Security rises rapidly, the call spread may still cap upside participation, leading to missed profit opportunities. Furthermore, market conditions, such as mispricing between near-the-money and further out-of-the-money options, may impact the effectiveness of the strategy, potentially resulting in lower-than-expected returns or increased losses. The relative pricing of options at different strike levels can vary due to volatility shifts, liquidity constraints, or other market dynamics, adding an additional layer of uncertainty to the Fund's performance under this strategy.

ETF Risks.

Authorized Participants, Market Makers, and Liquidity Providers Concentration Risk. The Fund has a limited number of financial institutions that are authorized to purchase and redeem Shares directly from the Fund (known as "Authorized Participants" or "APs"). In addition, there may be a limited number of market makers and/or liquidity providers in the marketplace. To the extent either of the following events occur, Shares may trade at a material discount to NAV and possibly face delisting: (i) APs exit the business or otherwise become unable to process creation and/or redemption orders and no other APs step forward to perform these services; or (ii) market makers and/or liquidity providers exit the business or significantly reduce their business activities and no other entities step forward to perform their functions.

Cash Redemption Risk. The Fund's investment strategy may require it to redeem Shares for cash or to otherwise include cash as part of its redemption proceeds. For example, the Fund may not be able to redeem in-kind certain securities held by the Fund (e.g., derivative instruments). In such a case, the Fund may be required to sell or unwind portfolio investments to obtain the cash needed to distribute redemption proceeds. This may cause the Fund to recognize a capital gain that it might not have recognized if it had made a redemption in-kind. As a result, the Fund may pay out higher annual capital gain distributions than if the in-kind redemption process was used. By paying out higher annual capital gain distributions, investors may be subjected to increased capital gains taxes. Additionally, there may be brokerage costs or taxable gains or losses that may be imposed on the Fund in connection with a cash redemption that may not have occurred if the Fund had made a redemption in-kind. These costs could decrease the value of the Fund to the extent they are not offset by a transaction fee payable by an AP.

Costs of Buying or Selling Shares. Due to the costs of buying or selling Shares, including brokerage commissions imposed by brokers and bid-ask spreads, frequent trading of Shares may significantly reduce investment results and an investment in Shares may not be advisable for investors who anticipate regularly making small investments.

Management Risk. The Fund is subject to management risk because it is an actively managed portfolio. In managing the Fund's investment portfolio, the portfolio managers will apply investment techniques and risk analyses that may not produce the desired result. There can be no guarantee that the Fund will meet its investment objective.

Shares May Trade at Prices Other Than NAV. As with all ETFs, Shares may be bought and sold in the secondary market at market prices. Although it is expected that the market price of Shares will approximate the Fund's NAV, there may be times when the market price of Shares is more than the NAV intra-day (premium) or less than the NAV intra-day (discount) due to supply and demand of Shares or during periods of market volatility. This risk is heightened in times of market volatility, periods of steep market declines, and periods when there is limited trading activity for Shares in the secondary market, in which case such premiums or discounts may be significant.

Trading. Although Shares are listed on a national securities exchange, such as NYSE Arca, Inc. (the “Exchange”), and may be traded on U.S. exchanges other than the Exchange, there can be no assurance that an active trading market for the Shares will develop or be maintained or that the Shares will trade with any volume, or at all, on any stock exchange. This risk may be greater for the Fund as it seeks to have indirect exposure to a single underlying stock as opposed to a more diverse portfolio like a traditional pooled investment. In stressed market conditions, the liquidity of Shares may begin to mirror the liquidity of the Fund’s underlying portfolio holdings, which can be significantly less liquid than Shares. Shares trade on the Exchange at a market price that may be below, at or above the Fund’s NAV. Trading in Shares on the Exchange may be halted due to market conditions or for reasons that, in the view of the Exchange, make trading in Shares inadvisable. In addition, trading in Shares on the Exchange is subject to trading halts caused by extraordinary market volatility pursuant to the Exchange “circuit breaker” rules. There can be no assurance that the requirements of the Exchange necessary to maintain the listing of the Fund will continue to be met or will remain unchanged. In the event of an unscheduled market close for options contracts that reference a single stock, such as JPM’s securities being halted or a market wide closure, settlement prices will be determined by the procedures of the listing exchange of the options contracts. As a result, the Fund could be adversely affected and be unable to implement its investment strategies in the event of an unscheduled closing.

High Portfolio Turnover Risk. The Fund may actively and frequently trade all or a significant portion of the Fund’s holdings. A high portfolio turnover rate increases transaction costs, which may increase the Fund’s expenses. Frequent trading may also cause adverse tax consequences for investors in the Fund due to an increase in short-term capital gains.

Inflation Risk. Inflation risk is the risk that the value of assets or income from investments will be less in the future as inflation decreases the value of money. As inflation increases, the present value of the Fund’s assets and distributions, if any, may decline.

Liquidity Risk. Some securities held by the Fund, including options contracts, may be difficult to sell or be illiquid, particularly during times of market turmoil. This risk is greater for the Fund as it will hold options contracts on a single security, and not a broader range of options contracts. Markets for securities or financial instruments could be disrupted by a number of events, including, but not limited to, an economic crisis, natural disasters, epidemics/pandemics, new legislation or regulatory changes inside or outside the United States. Illiquid securities may be difficult to value, especially in changing or volatile markets. If the Fund is forced to sell an illiquid security at an unfavorable time or price, the Fund may be adversely impacted. Certain market conditions or restrictions, such as market rules related to short sales, may prevent the Fund from limiting losses, realizing gains or achieving a high correlation with JPM. There is no assurance that a security that is deemed liquid when purchased will continue to be liquid. Market illiquidity may cause losses for the Fund.

Market Events Risk. The Fund’s investments are subject to changes in general economic conditions, general market fluctuations and the risks inherent in investment in securities and other financial instruments. Investment markets can be volatile and prices of investments can change substantially due to various factors including, but not limited to, economic growth or recession, changes in interest rates, inflation, changes in the actual or perceived creditworthiness of issuers, and general market liquidity. The Fund is subject to the risk that geopolitical events will disrupt securities and other financial markets and adversely affect global economies and markets. Local, regional or global events such as war, military conflicts, acts of terrorism, natural disasters, the spread of infectious illness or other public health issues, or other events could have a significant impact on the Fund and its investments. Continuing uncertainties regarding interest rates, rising inflation, political events, rising government debt in the U.S. and trade tensions also contribute to market volatility. Conflict, loss of life and disaster connected to ongoing armed conflict between Ukraine and Russia in Europe and between Israel and Hamas in the Middle East could have severe adverse effects on the related region, including significant adverse effects on the regional or global economies and the markets for certain securities. The U.S. and the European Union have imposed sanctions on certain Russian individuals and companies, including certain financial institutions, and have limited certain exports and imports to and from Russia. These conflicts have contributed to recent market volatility and may continue to do so.

Money Market Instrument Risk. The Fund may use a variety of money market instruments for cash management purposes, including money market funds, depositary accounts and repurchase agreements. Repurchase agreements are contracts in which a seller of securities agrees to buy the securities back at a specified time and price. Repurchase agreements may be subject to market and credit risk related to the collateral securing the repurchase agreement. Money market instruments, including money market funds, may lose money through fees or other means.

Newer Fund Risk. The Fund is a recently organized management investment company with limited operating history. As a result, prospective investors have a limited track record or history on which to base their investment decisions. There can be no assurance that the Fund will maintain an economically viable size.

Non-Diversification Risk. Because the Fund is “non-diversified,” it may invest a greater percentage of its assets in the securities of a single issuer or a smaller number of issuers than if it was a diversified fund. As a result, a decline in the value of an investment in a single issuer or a smaller number of issuers could cause the Fund’s overall value to decline to a greater degree than if the Fund held a more diversified portfolio. This may increase the Fund’s volatility and cause the performance of a relatively smaller number of issuers to have a greater impact on the Fund’s performance.

Operational Risk. The Fund is subject to risks arising from various operational factors, including, but not limited to, human error, processing and communication errors, errors of the Fund’s service providers, counterparties or other third-parties, failed or inadequate processes and technology or systems failures. The Fund relies on third-parties for a range of services, including custody. Any delay or failure relating to engaging or maintaining such service providers may affect the Fund’s ability to meet its investment objective. Although the Fund, and Adviser seek to reduce these operational risks through controls and procedures, there is no way to completely protect against such risks.

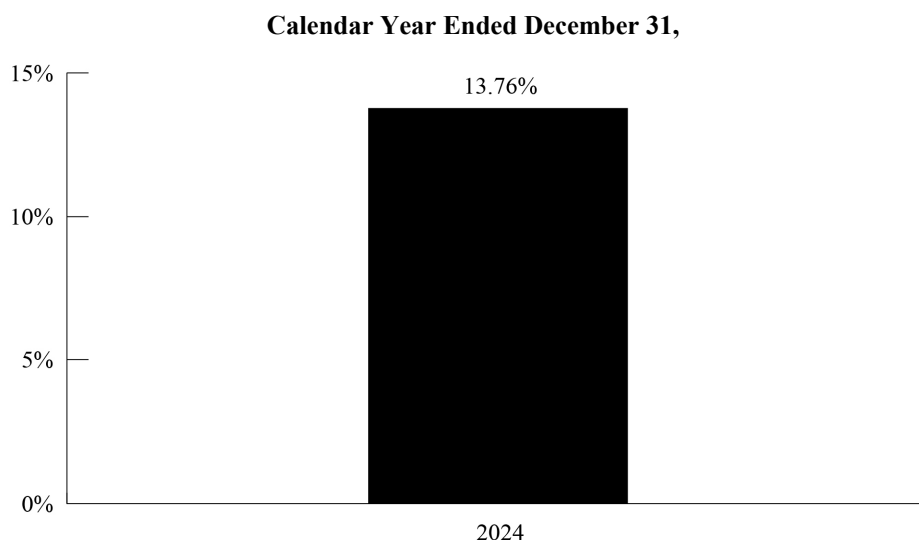
Single Issuer Risk. Issuer-specific attributes may cause an investment in the Fund to be more volatile than a traditional pooled investment which diversifies risk or the market generally. The value of the Fund, which focuses on an individual security (JPM), may be more volatile than a traditional pooled investment or the market as a whole and may perform differently from the value of a traditional pooled investment or the market as a whole.

Tax Risk. The Fund intends to elect and to qualify each year to be treated as a RIC under Subchapter M of the Code. As a RIC, the Fund will not be subject to U.S. federal income tax on the portion of its net investment income and net capital gain that it distributes to Shareholders, provided that it satisfies certain requirements of the Code. If the Fund does not qualify as a RIC for any taxable year and certain relief provisions are not available, the Fund’s taxable income will be subject to tax at the Fund level and to a further tax at the shareholder level when such income is distributed. To comply with the asset diversification test applicable to a RIC, the Fund will attempt to ensure that the value of options it holds is never 25% of the total value of Fund assets at the close of any quarter. If the Fund’s investments in options were to exceed 25% of the Fund’s total assets at the end of a tax quarter, the Fund, generally, has a grace period to cure such lack of compliance. If the Fund fails to timely cure, it may no longer be eligible to be treated as a RIC.

U.S. Government and U.S. Agency Obligations Risk. The Fund may invest in securities issued by the U.S. government or its agencies or instrumentalities. U.S. Government obligations include securities issued or guaranteed as to principal and interest by the U.S. Government, its agencies or instrumentalities, such as the U.S. Treasury. Payment of principal and interest on U.S. Government obligations may be backed by the full faith and credit of the United States or may be backed solely by the issuing or guaranteeing agency or instrumentality itself. In the latter case, the investor must look principally to the agency or instrumentality issuing or guaranteeing the obligation for ultimate repayment, which agency or instrumentality may be privately owned. There can be no assurance that the U.S. Government would provide financial support to its agencies or instrumentalities (including government-sponsored enterprises) where it is not obligated to do so.

Performance

The following performance information provides some indication of the risks of investing in the Fund by showing changes in the Fund’s performance over time. The following bar chart shows the Fund’s annual returns. The table illustrates how the Fund’s average annual returns for the 1-year and since inception periods compare with those of a broad measure of market performance. Although past performance of the Fund is no guarantee of how it will perform in the future, historical performance may give you some indication of the risks of investing in the Fund. Updated performance information will be available on the Fund’s website at www.yieldmaxetfs.com.



During the period of time shown in the bar chart, the Fund’s highest quarterly return was 14.13% for the quarter ended March 31, 2024 and the lowest quarterly return was -3.82% for the quarter ended June 30, 2024.

Average Annual Total Returns

For the Periods Ended December 31, 2024

	1 Year	Since September 11, 2023	Inception
Return Before Taxes	13.76%	14.99%	
Return After Taxes on Distributions	8.62%	9.52%	
Return After Taxes on Distributions and Sale of Fund Shares	8.05%	9.05%	
S&P 500 [®] Total Return Index (reflects no deduction for fees, expenses, or taxes) ⁽¹⁾	25.02%	24.83%	

(1) The S&P 500[®] Total Return Index is a free-float market capitalization-weighted index of 500 of the largest U.S. companies. The index is calculated on a total return basis with dividends reinvested.

After-tax returns are calculated using the historical highest individual federal marginal income tax rates during the period covered by the table above and do not reflect the impact of state and local taxes. Actual after-tax returns depend on an investor's tax situation and may differ from those shown. After-tax returns shown are not relevant to investors who hold their Shares through tax-deferred or other tax-advantaged arrangements such as an individual retirement account ("IRA").

Management

Investment Adviser: Tidal Investments LLC (the "Adviser") serves as investment adviser to the Fund.

Portfolio Managers:

The following individuals are jointly and primarily responsible for the day-to-day management of the Fund.

Jay Pestrighelli, Portfolio Manager for the Adviser, has been a portfolio manager of the Fund since its inception in 2023.

Qiao Duan, CFA, Portfolio Manager for the Adviser, has been a portfolio manager of the Fund since its inception in 2023.

Charles A. Ragauss, CFA, Portfolio Manager for the Adviser, has been a portfolio manager of the Fund since its inception in 2023.

CFA[®] is a registered trademark owned by the CFA Institute.

Purchase and Sale of Shares

The Fund issues and redeems Shares at NAV only in large blocks known as "Creation Units," which only Authorized Participants (APs) (typically, broker-dealers) may purchase or redeem. The Fund generally issues and redeems Creation Units in exchange for a portfolio of securities (the "Deposit Securities") and/or a designated amount of U.S. cash.

Shares are listed on a national securities exchange, such as the Exchange, and individual Shares may only be bought and sold in the secondary market through brokers at market prices, rather than NAV. Because Shares trade at market prices rather than NAV, Shares may trade at a price greater than NAV (premium) or less than NAV (discount).

An investor may incur costs attributable to the difference between the highest price a buyer is willing to pay to purchase Shares (the "bid" price) and the lowest price a seller is willing to accept for Shares (the "ask" price) when buying or selling Shares in the secondary market. This difference in bid and ask prices is often referred to as the "bid-ask spread."

Information regarding the Fund's NAV, market price, how often Shares traded on the Exchange at a premium or discount, and bid-ask spreads can be found on the Fund's website at www.yieldmaxetfs.com.

Tax Information

Fund distributions are generally taxable as ordinary income, qualified dividend income, or capital gains (or a combination), unless an investment is in an individual retirement account ("IRA") or other tax-advantaged account. Distributions on investments made through tax-deferred arrangements may be taxed later upon withdrawal of assets from those accounts.

Financial Intermediary Compensation

If you purchase Shares through a broker-dealer or other financial intermediary (such as a bank) (an "Intermediary"), the Adviser or its affiliates may pay Intermediaries for certain activities related to the Fund, including participation in activities that are designed to make Intermediaries more knowledgeable about exchange-traded products, including the Fund, or for other activities, such as marketing, educational training, or other initiatives related to the sale or promotion of Shares. These payments may create a conflict of interest by

influencing the Intermediary and your salesperson to recommend the Fund over another investment. Any such arrangements do not result in increased Fund expenses. Ask your salesperson or visit the Intermediary's website for more information.

YieldMax™ META Option Income Strategy ETF - FUND SUMMARY

Investment Objective

The Fund's primary investment objective is to seek current income. The Fund's secondary investment objective is to seek exposure to the share price of the common stock of Meta Platforms, Inc. ("META" or "Underlying Security"), subject to a limit on potential investment gains.

Fees and Expenses of the Fund

This table describes the fees and expenses that you may pay if you buy, hold, and sell shares of the Fund ("Shares"). **You may pay other fees, such as brokerage commissions and other fees to financial intermediaries, which are not reflected in the table and Example below.**

Annual Fund Operating Expenses⁽¹⁾ (expenses that you pay each year as a percentage of the value of your investment)	
Management Fee	0.99%
Distribution and Service (12b-1) Fees	None
Other Expenses (includes dividend, tax and broker expense)	0.07%
Total Annual Fund Operating Expenses	1.06%

⁽¹⁾ The Fund's investment adviser, Tidal Investments LLC (the "Adviser"), a Tidal Financial Group company, will pay, or require a sub-adviser to pay, all expenses incurred by the Fund (except for advisory fees and sub-advisory fees, as the case may be) excluding interest charges on any borrowings made for investment purposes, dividends and other expenses on securities sold short, taxes, brokerage commissions and other expenses incurred in placing orders for the purchase and sale of securities and other investment instruments, acquired fund fees and expenses, accrued deferred tax liability, distribution fees and expenses paid by the Fund under any distribution plan adopted pursuant to Rule 12b-1 under the Investment Company Act of 1940, as amended (the "1940 Act"), and litigation expenses and other non-routine or extraordinary expenses.

Expense Example

This Example is intended to help you compare the cost of investing in the Fund with the cost of investing in other funds. The Example assumes that you invest \$10,000 in the Fund for the time periods indicated and then redeem or hold all of your Shares at the end of those periods. The Example also assumes that your investment has a 5% return each year and that the Fund's operating expenses remain the same. The Example does not take into account brokerage commissions that you may pay on your purchases and sales of Shares. Although your actual costs may be higher or lower, based on these assumptions your costs would be:

1 Year	3 Years	5 Years	10 Years
\$108	\$337	\$585	\$1,294

Portfolio Turnover

The Fund pays transaction costs, such as commissions, when it buys and sells securities (or "turns over" its portfolio). A higher portfolio turnover rate may indicate higher transaction costs and may result in higher taxes when Shares are held in a taxable account. These costs, which are not reflected in total annual fund operating expenses or in the expense example above, affect the Fund's performance. During the most recent fiscal year, the Fund's portfolio turnover rate was 16% of the average value of its portfolio.

Principal Investment Strategies

The Fund is an actively managed exchange-traded fund ("ETF") that seeks current income while providing indirect exposure to the share price (*i.e.*, the price returns) of the common stock of Meta Platforms, Inc. ("META" or the "Underlying Security"), subject to a limit on potential investment gains. The Fund will employ its investment strategy as it relates to META regardless of whether there are periods of adverse market, economic, or other conditions and will not take temporary defensive positions during such periods. As further described below, the Fund uses either a synthetic covered call strategy or a synthetic covered call spread strategy to provide income and indirect exposure to the share price returns of META, subject to a limit on potential investment gains as a result of the nature of the options strategy it employs. That is, the Fund not only seeks to generate income from its options investments but also aims to derive gains when the value of META increases. The Fund's options contracts provide:

- indirect exposure to the share price returns of META,
- current income from the option premiums, and
- a limit on the Fund's participation in gains, if any, of the share price returns of META.

For more information, see sections “The Fund’s Use of Underlying Security Option Contracts,” “Synthetic Covered Call Strategy” and “Synthetic Covered Call Spread Strategy” below.

Why invest in the Fund?

- The Fund seeks to generate monthly income, which is not dependent on the price appreciation of the Underlying Security.
- The Fund seeks to participate in a portion of the gains experienced by the Underlying Security.

That is, although the Fund may not fully participate in gains in the Underlying Security’s stock price, the Fund’s portfolio is designed to generate income.

An Investment in the Fund is not an investment in the Underlying Security.

- **The Fund’s strategy will capture only a portion of its potential gains if the Underlying Security’s stock price increase in value.**
- **The Fund’s strategy is subject to all potential losses if the Underlying Security’s stock price decrease in value, which may not be offset by income received by the Fund.**
- The Fund does not invest directly in the Underlying Security.
- Fund shareholders are not entitled to any Underlying Security dividends.

Additional information regarding the Underlying Security is also set forth below.

The Fund’s Use of Underlying Security Option Contracts

As part of the Fund’s synthetic covered call strategy and synthetic covered call spread strategy, the Fund will purchase and sell a combination of standardized exchange-traded and FLEXible EXchange® (“FLEX”) call and put option contracts that are based on the value of the price returns of the Underlying Security.

- In general, an option contract gives the purchaser of the option contract the right to purchase (for a call option) or sell (for a put option) the underlying asset (like shares of the Underlying Security) at a specified price (the “strike price”).
- If exercised, an option contract obligates the seller to deliver shares (for a sold or “short” call) or buy shares (for a sold or “short” put) of the underlying asset at a specified price (the “strike price”).
- Options contracts must be exercised or traded to close within a specified time frame, or they expire. See the chart in section “Fund Portfolio” below for a description of the option contracts utilized by the Fund.

Standardized exchange-traded options include standardized terms. FLEX options are also exchange-traded, but they allow for customizable terms (e.g., the strike price can be negotiated). For more information on FLEX options, see “Additional Information about the Funds – Exchange Traded Options Portfolio.”

The Fund’s options contracts are based on the value of the Underlying Security, which gives the Fund the right or obligation to receive or deliver shares of the Underlying Security on the expiration date of the applicable option contract in exchange for the stated strike price, depending on whether the option contract is a call option or a put option, and whether the Fund purchases or sells the option contract.

Synthetic Covered Call Strategy

In seeking to achieve its investment objective, the Fund may implement a “*synthetic* covered call” strategy using the standardized exchange-traded and FLEX options described above.

- A *traditional* covered call strategy is an investment strategy where an investor (the Fund) sells a call option on an underlying security it owns.
- A *synthetic* covered call strategy is similar to a traditional covered call strategy in that the investor sells a call option that is based on the value of the underlying security. However, in a synthetic covered call strategy, the investor (the Fund) does not own the underlying security, but rather seeks to *synthetically* replicate 100% of the price movements of the underlying security through the use of various investment instruments.

The Fund’s synthetic covered call strategies consists of the following three elements, each of which is described in greater detail farther below:

- Synthetic long exposure to the Underlying Security, which allows the Fund to seek to participate in the changes, up or down, in the price of shares of the Underlying Security.

- Covered call writing (where the Underlying Security’s call options are sold against the synthetic long portion of the strategy), which allows the Fund to generate income.
- U.S. Treasuries, which are used for collateral for the options, and which also generate income.

1. Synthetic Long Exposure

To achieve a synthetic long exposure to the Underlying Security, the Fund will buy the Underlying Security’s call options and, simultaneously, sell the Underlying Security’s put options to try to replicate the price movements of the Underlying Security. The call options purchased by the Fund and the put options sold by the Fund will generally have one-month to six-month terms and strike prices that are approximately equal to the then-current share price of the Underlying Security at the time the contracts are purchased and sold, respectively. The combination of the long call options and sold put options provides the Fund with indirect investment exposure equal to approximately 100% of the Underlying Security for the duration of the applicable options exposure.

2. Covered Call Strategies

Covered Call Strategy

As part of its strategy, the Fund will write (sell) call option contracts on the Underlying Security to generate income. Since the Fund does not directly own the Underlying Security, these written call options will be sold short (i.e., selling a position it does not currently own). The Fund will seek to participate in the share price appreciation of the Underlying Security, if any. However, due to the nature of covered call strategies, the Fund’s participation may be subject to a cap (as described below). In this strategy, the call options written (sold) by the Fund will generally have 1- month or less expiration dates (the “Call Period”) and generally have a strike price that is approximately 0%-15% above the then-current share price of the Underlying Security.

It is important to note that the sale of the Underlying Security call option contracts will limit the Fund’s participation in the appreciation in the Underlying Security’s stock price. If the stock price of the Underlying Security increases, the above-referenced synthetic long exposure alone would allow the Fund to experience similar percentage gains. However, if the Underlying Security’s stock price appreciates beyond the strike price of one or more of the sold (short) call option contracts, the Fund will lose money on those short call positions, and the losses will, in turn, limit the upside return of the Fund’s synthetic long exposure. As a result, the Fund’s overall strategy (i.e., the combination of the synthetic long exposure to the Underlying Security and the sold (short) the Underlying Security call positions) will limit the Fund’s participation in gains in the Underlying Security’s stock price beyond a certain point.

Covered Call Spread Strategy

The Adviser will employ the Covered Call Spread Strategy when it believes it is a better strategy for the Fund as compared to the Covered Call Strategy. The Fund may write (sell) credit call spreads (described below) rather than stand-alone call option contracts to seek greater participation in the potential appreciation of its Underlying Security’s share price, while still generating net premium income. The Adviser will primarily employ this covered call spread strategy when it believes that the share price of its Underlying Security is likely to rise significantly in the short term (e.g., following a substantial selloff or overall positive market news). Additionally, the Adviser may use this strategy in other scenarios (e.g., if the market is undervaluing further out-of-the-money options relative to near-the-money options), where it believes the use of credit call spreads may prove more advantageous to the Fund’s total return than the covered call strategy.

A credit call spread involves selling a call option while simultaneously buying a call option with a higher strike price, both with the same expiration date. By writing credit call spreads, the Fund can potentially offset losses incurred from its short call positions if the Underlying Security’s share price rises above the strike price.

3. U.S. Treasuries

The Fund will hold short-term U.S. Treasury securities as collateral in connection with the Fund’s synthetic covered call strategy.

The Fund intends to continuously maintain indirect exposure to the Underlying Security through the use of options contracts. As the options contracts it holds are exercised or expire it may enter into new options contracts, a practice referred to as “rolling.” The Fund’s practice of rolling options may result in high portfolio turnover.

Fund’s Monthly Distributions

The Fund will seek to provide monthly income in the form of cash distributions. The Fund will seek to generate such income in the following ways:

- Writing (selling) call option contracts on its Underlying Security as described above. The income comes mainly from the option premiums received from these option sales. A premium, in this context, refers to the price the option buyer pays to the option seller (the Fund) for the rights granted by the option. The amount of these premiums is largely affected by the fluctuations in the Underlying Security’s stock prices. However, other elements like interest rates can also influence the income level.
- Investing in short-term U.S. Treasury securities. The income generated by these securities will be influenced by interest rates at the time of investment.
- In addition to the income-seeking methodologies stated in the Prospectus, the Fund’s use of the Synthetic Covered Call Spread Strategy may occasionally allow it to capture a substantial portion of any significant increase in the price of its Underlying Security. When this happens, the Fund could receive profits exceeding the initial cost of the call options, and the Fund’s distributions may include some of those profits.

Fund’s Return Profile vs its Underlying Security

For the reasons stated above, the Fund’s performance will differ from that of the Underlying Security’s stock price. The performance differences will depend on, among other things, the price of the Underlying Security, changes in the value of the the Underlying Security options contracts the Fund holds, and changes in the value of the U.S. Treasuries.

Fund Portfolio

Principal Holdings		
Portfolio Holdings (All options are based on the value of the Underlying Security)	Investment Terms	Expected Target Maturity
Purchased call option contracts	<p>“at-the-money” (<i>i.e.</i>, the strike price is equal to the then-current share price of the Underlying Security at the time of purchase) to provide indirect exposure to positive price returns of the Underlying Security.</p> <p>If the Underlying Security share price increases, these options will generate corresponding increases to the Fund.</p>	1-month to 6-month expiration dates
Sold put option contracts	<p>“at-the-money” (<i>i.e.</i>, the strike price is equal to the then-current share price of the Underlying Security at the time of sale).</p> <p>They are sold to help pay for the purchased call options described above.</p> <p>However, the sold put option contracts provide exposure to the full extent of any share price losses experienced by the Underlying Security.</p>	1-month to 6-month expiration dates
Sold (short) call option contracts (<i>Covered Call Strategy</i>)	<p>The strike price is approximately 0%-15% more than the then-current share price of the Underlying Security at the time of sale.</p> <p>They generate current income. However, they also limit some potential positive returns that the Fund may have otherwise experienced from gains in the Underlying Security’s share price.</p>	1-month or less expiration dates
Sold (short) call option contracts (<i>Covered Call Spread Strategy</i>)	<p>The strike price is approximately 0%-15% more than the then-current share price of the Fund’s Underlying Security at the time of sale.</p> <p>Sold call option contracts provide inverse exposure to the full extent of any increases in the value experienced by the Fund’s Underlying Security, minus the premium received.</p>	1-month or less expiration dates
Purchased call option contracts (<i>Covered Call Spread Strategy</i>)	<p>“out-of-the-money” (<i>i.e.</i>, the strike price is above the strike price of the corresponding Covered Call Spread Strategy sold call).</p> <p>Bought call option contracts provide exposure to the full extent of any increases in the value experienced by the Fund’s Underlying Security above the option’s strike price.</p>	1-month or less expiration dates
U.S Treasury Securities and Cash	Multiple series of U.S. Treasury Bills supported by the full faith and credit of the U.S. government.	6-month to 2-year maturities

	<p>These instruments are used as collateral for the Fund’s derivative investments.</p> <p>They will also generate income.</p>	
--	---	--

The market value of the cash and treasuries held by the Fund is expected to be between 50% and 100% of the Fund’s net assets and the market value of the options package is expected to be between 0% and 50% of the Fund’s net assets. In terms of notional value, the combination of these investment instruments provides indirect investment exposure to META equal to at least 100% of the Fund’s total assets.

Under normal circumstances, the Fund will invest at least 80% of its net assets, plus borrowings for investment purposes, in securities and financial instruments that provide indirect exposure to META.

The Fund is classified as “non-diversified” under the 1940 Act.

There is no guarantee that the Fund’s investment strategy will be properly implemented, and an investor may lose some or all of its investment.

Meta Platforms, Inc.

Meta Platforms, Inc. is an operating company that operates a social technology company. Meta Platforms, Inc. builds technology that helps people connect, find communities and grow businesses. Its products enable people to connect and share with friends and family through mobile devices, personal computers, virtual reality (VR) headsets, wearables, and in-home devices. Meta Platforms, Inc. also helps people cover and learn about what is going on in the world around them, enable people to share their opinions, ideas, photos and videos, and other activities with audiences ranging from their closest family members and friends to the public at large, and stay connected everywhere by accessing its products. Meta Platforms, Inc. is listed on Nasdaq. The aggregate market value of the voting and non-voting stock held by non-affiliates of Meta Platforms, Inc. as of the most recent available data at time of drafting this prospectus (June 30, 2024), was approximately \$1,103 billion based upon the closing price reported for such date on Nasdaq.

Meta Platforms, Inc. is registered under the Securities Exchange Act of 1934, as amended (the “Exchange Act”). Information provided to or filed with the SEC by Meta Platforms, Inc. pursuant to the Exchange Act can be located by reference to the SEC file number 001-35551 through the SEC’s website at www.sec.gov. In addition, information regarding Meta Platforms, Inc. may be obtained from other sources including, but not limited to, press releases, newspaper articles and other publicly disseminated documents.

This document relates only to the securities offered hereby and does not relate to META or other securities of Meta Platforms, Inc. The Fund has derived all disclosures contained in this document regarding Meta Platforms, Inc. from the publicly available documents. None of the Fund, the Trust, the Adviser, or their respective affiliates has participated in the preparation of such publicly available offering documents or made any due diligence inquiry regarding such documents with respect to Meta Platforms, Inc. None of the Fund, the Trust, the Adviser, or their respective affiliates makes any representation that such publicly available documents or any other publicly available information regarding Meta Platforms, Inc. is accurate or complete. Furthermore, the Fund cannot give any assurance that all events occurring prior to the date hereof (including events that would affect the accuracy or completeness of the publicly available documents described above) that would affect the trading price of Meta Platforms, Inc. (and therefore the price of Meta Platforms, Inc. at the time we price the securities) have been publicly disclosed. Subsequent disclosure of any such events or the disclosure of or failure to disclose material future events concerning Meta Platforms, Inc. could affect the value received with respect to the securities and therefore the value of the securities.

None of the Fund, the Trust, the Adviser, or their respective affiliates makes any representation to you as to the performance of META.

THE FUND, TRUST AND ADVISER ARE NOT AFFILIATED WITH META PLATFORMS, INC.

Due to the Fund’s investment strategy, the Fund’s investment exposure is concentrated in (or substantially exposed to) the same industry as that assigned to META. As of the date of the Prospectus, META is assigned to the interactive media & services industry.

Principal Investment Risks

The principal risks of investing in the Fund are summarized below. As with any investment, there is a risk that you could lose all or a portion of your investment in the Fund. Some or all of these risks may adversely affect the Fund’s net asset value (“NAV”) per share, trading price, yield, total return, and/or ability to meet its objective. For more information about the risks of investing in the Fund, see the section in the Fund’s Prospectus titled “Additional Information About the Funds—Principal Risks of Investing in the Funds.”

An investment in the Fund entails risk. The Fund may not achieve its investment objective and there is a risk that you could lose all of your money invested in the Fund. The Fund is not a complete investment program. It is important that investors closely review all of the risks listed below and understand them before making an investment in the Fund.

Each risk summarized below is considered a “principal risk” of investing in the Fund, regardless of the order in which they appear.

META Risk. The Fund invests in options contracts that are based on the value of META. This subjects the Fund to certain of the same risks as if it owned shares of META, even though it does not. By virtue of the Fund’s investments in options contracts that are based on the value of META, the Fund may also be subject to the following risks:

Indirect Investment in META Risk. Meta Platforms, Inc. is not affiliated with the Trust, the Fund, the Adviser, or their respective affiliates and is not involved with this offering in any way and has no obligation to consider your Shares in taking any corporate actions that might affect the value of Shares. Investors in the Fund will not have voting rights and will not be able to influence management of Meta Platforms, Inc. but will be exposed to the performance of META (the underlying stock). Investors in the Fund will not have rights to receive dividends or other distributions or any other rights with respect to the underlying stock but will be subject to declines in the performance of the underlying stock.

META Trading Risk. The trading price of META may be highly volatile and could continue to be subject to wide fluctuations in response to various factors. The stock market in general, and the market for technology companies in particular, has experienced extreme price and volume fluctuations that have often been unrelated or disproportionate to the operating performance of those companies. In particular, a large proportion of META may be traded by short sellers which may put pressure on the supply and demand for the common stock of Meta Platforms, Inc., further influencing volatility in its market price. Public perception and other factors outside of the control of Meta Platforms, Inc. may additionally impact META’s stock price due to Meta Platforms, Inc. garnering a disproportionate degree of public attention, regardless of actual operating performance. In addition, in the past, following periods of volatility in the overall market and the market price of a particular company’s securities, securities class action litigation has often been instituted against companies such as these. Moreover, stockholder litigation like this has been filed against Meta Platforms, Inc. in the past. While Meta Platforms, Inc. continues to defend such actions, any judgment against Meta Platforms, Inc., or any future stockholder litigation could result in substantial costs and a diversion of the management of Meta Platforms, Inc.’s attention and resources. If META trading is halted, trading in Shares of the META Fund may be impacted, either temporarily or indefinitely.

Meta Platforms, Inc. Performance Risk. Meta Platforms, Inc. may fail to meet its publicly announced guidelines or other expectations about its business, which could cause the price of META to decline. Meta Platforms, Inc. provides guidance regarding its expected financial and business performance, such as projections regarding sales and production, as well as anticipated future revenues, gross margins, profitability and cash flows. Correctly identifying key factors affecting business conditions and predicting future events is inherently an uncertain process, and the guidance Meta Platforms, Inc. provides may not ultimately be accurate and has in the past been inaccurate in certain respects, such as the timing of new product manufacturing ramps. The guidance is based on certain assumptions such as those relating to global and local economic conditions, anticipated production and sales volumes (which generally are not linear throughout a given period), average sales prices, supplier and commodity costs, and planned cost reductions. If Meta Platforms, Inc.’s guidance is not accurate or varies from actual results due to its inability to meet the assumptions or the impact on its financial performance that could occur as a result of various risks and uncertainties, the market value of common stock issued by Meta Platforms, Inc. could decline significantly.

Communication Services Sector Risk. Communication services companies may be subject to specific risks associated with legislative or regulatory changes, adverse market conditions, intellectual property use and/or increased competition. Communication services companies are particularly vulnerable to rapid advancements in technology, the innovation of competitors, rapid product obsolescence and government regulation and competition, both domestically and internationally. Additionally, fluctuating domestic and international demand, shifting demographics and often unpredictable changes in consumer tastes can drastically affect a communication services company’s profitability. While all companies may be susceptible to network security breaches, certain communication services companies may be particular targets of hacking and potential theft of proprietary or consumer information or disruptions in service, which could have a material adverse effect on their businesses.

Derivatives Risk. Derivatives are financial instruments that derive value from the underlying reference asset or assets, such as stocks, bonds, or funds (including ETFs), interest rates or indexes. The Fund’s investments in derivatives may pose risks in addition to, and greater than, those associated with directly investing in securities or other ordinary investments, including risk related to the market, imperfect correlation with underlying investments or the Fund’s other portfolio holdings, higher price volatility, lack of availability, counterparty risk, liquidity, valuation and legal restrictions. The use of derivatives is a highly specialized activity that involves investment techniques and risks different from those associated with ordinary portfolio securities transactions. The use of derivatives may result in larger losses or smaller gains than directly investing in securities. When the Fund uses derivatives, there may be an imperfect correlation between the value of META and the derivative, which may prevent the Fund from achieving its investment objective. Because derivatives often require only a limited initial investment, the use of derivatives may expose the Fund to losses in excess of those amounts initially invested. In addition, the Fund’s investments in derivatives are subject to the following risks:

Options Contracts. The use of options contracts involves investment strategies and risks different from those associated with ordinary portfolio securities transactions. The prices of options are volatile and are influenced by, among other things, actual and anticipated changes in the value of the underlying instrument, including the anticipated volatility, which are affected by fiscal and monetary policies and by national and international political, changes in the actual or implied volatility or the reference asset, the time remaining until the expiration of the option contract and economic events. For the Fund in particular, the value of the options contracts in which it invests are substantially influenced by the value of META. The Fund may experience substantial downside from specific option positions and certain option positions held by the Fund may expire worthless. The options held by the Fund are exercisable at the strike price on their expiration date. As an option approaches its expiration date, its value typically increasingly moves with the value of the underlying instrument. However, prior to such date, the value of an option generally does not increase or decrease at the same rate as the underlying instrument. There may at times be an imperfect correlation between the movement in the values of options contracts and the underlying instrument, and there may at times not be a liquid secondary market for certain options contracts. The value of the options held by the Fund will be determined based on market quotations or other recognized pricing methods. Additionally, as the Fund intends to continuously maintain indirect exposure to META through the use of options contracts, as the options contracts it holds are exercised or expire it will enter into new options contracts, a practice referred to as “rolling.” If the expiring options contracts do not generate proceeds enough to cover the cost of entering into new options contracts, the Fund may experience losses.

Counterparty Risk. The Fund is subject to counterparty risk by virtue of its investments in options contracts. Transactions in some types of derivatives, including options, are required to be centrally cleared (“cleared derivatives”). In a transaction involving cleared derivatives, the Fund’s counterparty is a clearing house rather than a bank or broker. Since the Fund is not a member of clearing houses and only members of a clearing house (“clearing members”) can participate directly in the clearing house, the Fund will hold cleared derivatives through accounts at clearing members. In cleared derivatives positions, the Fund will make payments (including margin payments) to and receive payments from a clearing house through their accounts at clearing members. Customer funds held at a clearing organization in connection with any options contracts are held in a commingled omnibus account and are not identified to the name of the clearing member’s individual customers. As a result, assets deposited by the Fund with any clearing member as margin for options may, in certain circumstances, be used to satisfy losses of other clients of the Fund’s clearing member. In addition, although clearing members guarantee performance of their clients’ obligations to the clearing house, there is a risk that the assets of the Fund might not be fully protected in the event of the clearing member’s bankruptcy, as the Fund would be limited to recovering only a pro rata share of all available funds segregated on behalf of the clearing member’s customers for the relevant account class. The Fund is also subject to the risk that a limited number of clearing members are willing to transact on the Fund’s behalf, which heightens the risks associated with a clearing member’s default. This risk is greater for the Fund as it seeks to hold options contracts on a single security, and not a broader range of options contracts, which may limit the number of clearing members that are willing to transact on the Fund’s behalf. If a clearing member defaults the Fund could lose some or all of the benefits of a transaction entered into by the Fund with the clearing member. If the Fund cannot find a clearing member to transact with on the Fund’s behalf, the Fund may be unable to effectively implement its investment strategy.

Price Participation Risk. The Fund employs an investment strategy that includes the sale of call option contracts, which limits the degree to which the Fund will participate in increases in value experienced by META over the Call Period. This means that if META experiences an increase in value above the strike price of the sold call options during a Call Period, the Fund will likely not experience that increase to the same extent and may significantly underperform META over the Call Period. Additionally, because the Fund is limited in the degree to which it will participate in increases in value experienced by META over each Call Period, but has full exposure to any decreases in value experienced by META over the Call Period, the NAV of the Fund may decrease over any given time period. The Fund’s NAV is dependent on the value of each options portfolio, which is based principally upon the performance of META. The degree of participation in META gains the Fund will experience will depend on prevailing market conditions, especially market volatility, at the time the Fund enters into the sold call option contracts and will vary from Call Period to Call Period. The value of the options contracts is affected by changes in the value and dividend rates of META, changes in interest rates, changes in the actual or perceived volatility of META and the remaining time to the options’ expiration, as well as trading conditions in the options market. As the price of META changes and time moves towards the expiration of each Call Period, the value of the options contracts, and therefore the Fund’s NAV, will change. However, it is not expected for the Fund’s NAV to directly correlate on a day-to-day basis with the returns of META. The amount of time remaining until the options contract’s expiration date affects the impact of the potential options contract income on the Fund’s NAV, which may not be in full effect until the expiration date of the Fund’s options contracts. Therefore, while changes in the price of the META will result in changes to the Fund’s NAV, the Fund generally anticipates that the rate of change in the Fund’s NAV will be different than that experienced by META.

Distribution Risk. As part of the Fund’s investment objective, the Fund seeks to provide current monthly income. There is no assurance that the Fund will make a distribution in any given month. If the Fund does make distributions, the amounts of such distributions will likely vary greatly from one distribution to the next. Additionally, the monthly distributions, if any, may consist of returns of capital, which would decrease the Fund’s NAV and trading price over time. As a result, an investor may suffer significant losses to their investment. In addition, the underlying stock may pay dividends, the Fund’s returns will not include any dividends paid by the underlying stock, and any income generated by the Fund may be less than the income generated by a direct investment in the underlying stock.

NAV Erosion Risk Due to Distributions. When the Fund makes a distribution, the Fund's NAV will typically drop by the amount of the distribution on the related ex-dividend date. The repeated payment of distributions by the Fund, if any, may significantly erode the Fund's NAV and trading price over time. As a result, an investor may suffer significant losses to their investment.

Call Strategy Risks. The path dependency (i.e., the continued use) of the Fund's call writing strategy will impact the extent that the Fund participates in the positive price returns of META and, in turn, the Fund's returns, both during the term of the sold call options and over longer time periods. If, for example, each month the Fund were to sell 7% out-of-the-money call options having a one-month term, the Fund's participation in the positive price returns of META will be capped at 7% in any given month. However, over a longer period (e.g., 5 months), the Fund should not be expected to participate fully in the first 35% (i.e., 5 months x 7%) of the positive price returns of META, or the Fund may even lose money, even if the META share price has appreciated by at least that much over such period, if during any month over that period META had a return less than 7%. This example illustrates that both the Fund's participation in the positive price returns of META and its returns will depend not only on the price of META but also on the path that META takes over time.

Additionally, when implementing the Covered Call Spread Strategy, the use of credit call spreads introduces further complexities and risks. While purchasing a higher-strike call option limits potential losses from the short call position, it also reduces the net premium received, which may result in lower overall returns compared to a stand-alone covered call strategy. If the price of the Underlying Security rises rapidly, the call spread may still cap upside participation, leading to missed profit opportunities. Furthermore, market conditions, such as mispricing between near-the-money and further out-of-the-money options, may impact the effectiveness of the strategy, potentially resulting in lower-than-expected returns or increased losses. The relative pricing of options at different strike levels can vary due to volatility shifts, liquidity constraints, or other market dynamics, adding an additional layer of uncertainty to the Fund's performance under this strategy.

ETF Risks.

Authorized Participants, Market Makers, and Liquidity Providers Concentration Risk. The Fund has a limited number of financial institutions that are authorized to purchase and redeem Shares directly from the Fund (known as "Authorized Participants" or "APs"). In addition, there may be a limited number of market makers and/or liquidity providers in the marketplace. To the extent either of the following events occur, Shares may trade at a material discount to NAV and possibly face delisting: (i) APs exit the business or otherwise become unable to process creation and/or redemption orders and no other APs step forward to perform these services; or (ii) market makers and/or liquidity providers exit the business or significantly reduce their business activities and no other entities step forward to perform their functions.

Cash Redemption Risk. The Fund's investment strategy may require it to redeem Shares for cash or to otherwise include cash as part of its redemption proceeds. For example, the Fund may not be able to redeem in-kind certain securities held by the Fund (e.g., derivative instruments). In such a case, the Fund may be required to sell or unwind portfolio investments to obtain the cash needed to distribute redemption proceeds. This may cause the Fund to recognize a capital gain that it might not have recognized if it had made a redemption in-kind. As a result, the Fund may pay out higher annual capital gain distributions than if the in-kind redemption process was used. By paying out higher annual capital gain distributions, investors may be subjected to increased capital gains taxes. Additionally, there may be brokerage costs or taxable gains or losses that may be imposed on the Fund in connection with a cash redemption that may not have occurred if the Fund had made a redemption in-kind. These costs could decrease the value of the Fund to the extent they are not offset by a transaction fee payable by an AP.

Costs of Buying or Selling Shares. Due to the costs of buying or selling Shares, including brokerage commissions imposed by brokers and bid-ask spreads, frequent trading of Shares may significantly reduce investment results and an investment in Shares may not be advisable for investors who anticipate regularly making small investments.

Management Risk. The Fund is subject to management risk because it is an actively managed portfolio. In managing the Fund's investment portfolio, the portfolio managers will apply investment techniques and risk analyses that may not produce the desired result. There can be no guarantee that the Fund will meet its investment objective.

Shares May Trade at Prices Other Than NAV. As with all ETFs, Shares may be bought and sold in the secondary market at market prices. Although it is expected that the market price of Shares will approximate the Fund's NAV, there may be times when the market price of Shares is more than the NAV intra-day (premium) or less than the NAV intra-day (discount) due to supply and demand of Shares or during periods of market volatility. This risk is heightened in times of market volatility, periods of steep market declines, and periods when there is limited trading activity for Shares in the secondary market, in which case such premiums or discounts may be significant.

Trading. Although Shares are listed on a national securities exchange, such as NYSE Arca, Inc. (the "Exchange"), and may be traded on U.S. exchanges other than the Exchange, there can be no assurance that an active trading market for the Shares will develop or be maintained or that the Shares will trade with any volume, or at all, on any stock exchange. This risk may be greater for the Fund as it seeks to have exposure to a single underlying stock as opposed to a more diverse portfolio like a traditional pooled investment. In stressed market conditions, the liquidity of Shares may begin to mirror the liquidity of the

Fund's underlying portfolio holdings, which can be significantly less liquid than Shares. Shares trade on the Exchange at market price that may be below, at or above the Fund's NAV. Trading in Shares on the Exchange may be halted due to market conditions or for reasons that, in the view of the Exchange, make trading in Shares inadvisable. In addition, trading in Shares on the Exchange is subject to trading halts caused by extraordinary market volatility pursuant to the Exchange "circuit breaker" rules. There can be no assurance that the requirements of the Exchange necessary to maintain the listing of the Fund will continue to be met or will remain unchanged. In the event of an unscheduled market close for options contracts that reference a single stock, such as META's securities being halted or a market wide closure, settlement prices will be determined by the procedures of the listing exchange of the options contracts. As a result, the Fund could be adversely affected and be unable to implement its investment strategies in the event of an unscheduled closing.

High Portfolio Turnover Risk. The Fund may actively and frequently trade all or a significant portion of the Fund's holdings. A high portfolio turnover rate increases transaction costs, which may increase the Fund's expenses. Frequent trading may also cause adverse tax consequences for investors in the Fund due to an increase in short-term capital gains.

Inflation Risk. Inflation risk is the risk that the value of assets or income from investments will be less in the future as inflation decreases the value of money. As inflation increases, the present value of the Fund's assets and distributions, if any, may decline.

Liquidity Risk. Some securities held by the Fund, including options contracts, may be difficult to sell or be illiquid, particularly during times of market turmoil. This risk is greater for the Fund as it will hold options contracts on a single security, and not a broader range of options contracts. Markets for securities or financial instruments could be disrupted by a number of events, including, but not limited to, an economic crisis, natural disasters, epidemics/pandemics, new legislation or regulatory changes inside or outside the United States. Illiquid securities may be difficult to value, especially in changing or volatile markets. If the Fund is forced to sell an illiquid security at an unfavorable time or price, the Fund may be adversely impacted. Certain market conditions or restrictions, such as market rules related to short sales, may prevent the Fund from limiting losses, realizing gains or achieving a high correlation with META. There is no assurance that a security that is deemed liquid when purchased will continue to be liquid. Market illiquidity may cause losses for the Fund.

Market Events Risk. The Fund's investments are subject to changes in general economic conditions, general market fluctuations and the risks inherent in investment in securities and other financial instruments. Investment markets can be volatile and prices of investments can change substantially due to various factors including, but not limited to, economic growth or recession, changes in interest rates, inflation, changes in the actual or perceived creditworthiness of issuers, and general market liquidity. The Fund is subject to the risk that geopolitical events will disrupt securities and other financial markets and adversely affect global economies and markets. Local, regional or global events such as war, military conflicts, acts of terrorism, natural disasters, the spread of infectious illness or other public health issues, or other events could have a significant impact on the Fund and its investments. Continuing uncertainties regarding interest rates, rising inflation, political events, rising government debt in the U.S. and trade tensions also contribute to market volatility. Conflict, loss of life and disaster connected to ongoing armed conflict between Ukraine and Russia in Europe and between Israel and Hamas in the Middle East could have severe adverse effects on the related region, including significant adverse effects on the regional or global economies and the markets for certain securities. The U.S. and the European Union have imposed sanctions on certain Russian individuals and companies, including certain financial institutions, and have limited certain exports and imports to and from Russia. These conflicts have contributed to recent market volatility and may continue to do so.

Money Market Instrument Risk. The Fund may use a variety of money market instruments for cash management purposes, including money market funds, depositary accounts and repurchase agreements. Repurchase agreements are contracts in which a seller of securities agrees to buy the securities back at a specified time and price. Repurchase agreements may be subject to market and credit risk related to the collateral securing the repurchase agreement. Money market instruments, including money market funds, may lose money through fees or other means.

Newer Fund Risk. The Fund is a recently organized management investment company with limited operating history. As a result, prospective investors have a limited track record or history on which to base their investment decisions. There can be no assurance that the Fund will maintain an economically viable size.

Non-Diversification Risk. Because the Fund is "non-diversified," it may invest a greater percentage of its assets in the securities of a single issuer or a smaller number of issuers than if it was a diversified fund. As a result, a decline in the value of an investment in a single issuer or a smaller number of issuers could cause the Fund's overall value to decline to a greater degree than if the Fund held a more diversified portfolio. This may increase the Fund's volatility and cause the performance of a relatively smaller number of issuers to have a greater impact on the Fund's performance.

Operational Risk. The Fund is subject to risks arising from various operational factors, including, but not limited to, human error, processing and communication errors, errors of the Fund's service providers, counterparties or other third-parties, failed or inadequate processes and technology or systems failures. The Fund relies on third-parties for a range of services, including custody. Any delay or failure relating to engaging or maintaining such service providers may affect the Fund's ability to meet its investment objective.

Although the Fund, and Adviser seek to reduce these operational risks through controls and procedures, there is no way to completely protect against such risks.

Single Issuer Risk. Issuer-specific attributes may cause an investment in the Fund to be more volatile than a traditional pooled investment which diversifies risk or the market generally. The value of the Fund, which focuses on an individual security (META), may be more volatile than a traditional pooled investment or the market as a whole and may perform differently from the value of a traditional pooled investment or the market as a whole.

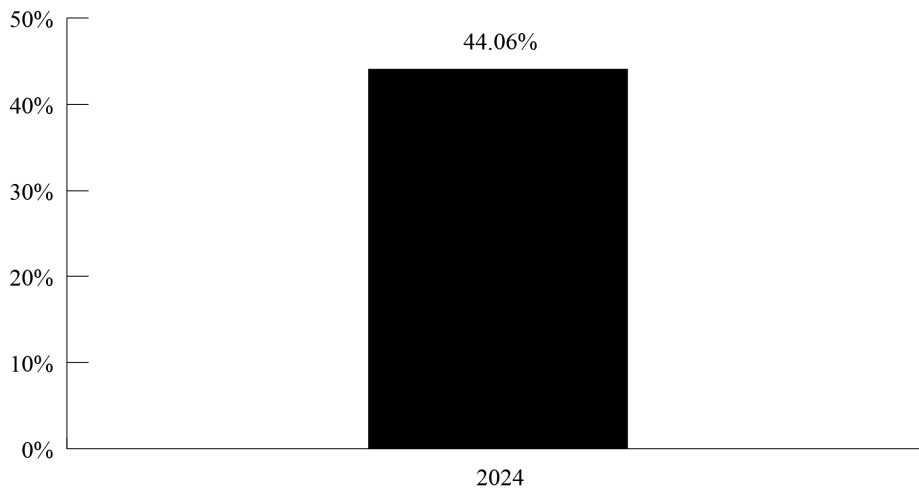
Tax Risk. The Fund intends to elect and to qualify each year to be treated as a RIC under Subchapter M of the Code. As a RIC, the Fund will not be subject to U.S. federal income tax on the portion of its net investment income and net capital gain that it distributes to Shareholders, provided that it satisfies certain requirements of the Code. If the Fund does not qualify as a RIC for any taxable year and certain relief provisions are not available, the Fund’s taxable income will be subject to tax at the Fund level and to a further tax at the shareholder level when such income is distributed. To comply with the asset diversification test applicable to a RIC, the Fund will attempt to ensure that the value of options it holds is never 25% of the total value of Fund assets at the close of any quarter. If the Fund’s investments in options were to exceed 25% of the Fund’s total assets at the end of a tax quarter, the Fund, generally, has a grace period to cure such lack of compliance. If the Fund fails to timely cure, it may no longer be eligible to be treated as a RIC.

U.S. Government and U.S. Agency Obligations Risk. The Fund may invest in securities issued by the U.S. government or its agencies or instrumentalities. U.S. Government obligations include securities issued or guaranteed as to principal and interest by the U.S. Government, its agencies or instrumentalities, such as the U.S. Treasury. Payment of principal and interest on U.S. Government obligations may be backed by the full faith and credit of the United States or may be backed solely by the issuing or guaranteeing agency or instrumentality itself. In the latter case, the investor must look principally to the agency or instrumentality issuing or guaranteeing the obligation for ultimate repayment, which agency or instrumentality may be privately owned. There can be no assurance that the U.S. Government would provide financial support to its agencies or instrumentalities (including government-sponsored enterprises) where it is not obligated to do so.

Performance

The following performance information provides some indication of the risks of investing in the Fund by showing changes in the Fund’s performance over time. The following bar chart shows the Fund’s annual returns. The table illustrates how the Fund’s average annual returns for the 1-year and since inception periods compare with those of a broad measure of market performance. Although past performance of the Fund is no guarantee of how it will perform in the future, historical performance may give you some indication of the risks of investing in the Fund. Updated performance information will be available on the Fund’s website at www.yieldmaxetfs.com.

Calendar Year Ended December 31,



During the period of time shown in the bar chart, the Fund’s highest quarterly return was 20.51% for the quarter ended March 31, 2024 and the lowest quarterly return was -0.94% for the quarter ended June 30, 2024.

Average Annual Total Returns

For the Periods Ended December 31, 2024

	1 Year	Since Inception July 27, 2023
--	--------	----------------------------------

Return Before Taxes	44.06%	45.48%
Return After Taxes on Distributions	22.06%	26.32%
Return After Taxes on Distributions and Sale of Fund Shares	24.11%	25.84%
S&P 500® Total Return Index (reflects no deduction for fees, expenses, or taxes) ⁽¹⁾	25.02%	21.66%

(1) The S&P 500® Total Return Index is a free-float market capitalization-weighted index of 500 of the largest U.S. companies. The index is calculated on a total return basis with dividends reinvested.

After-tax returns are calculated using the historical highest individual federal marginal income tax rates during the period covered by the table above and do not reflect the impact of state and local taxes. Actual after-tax returns depend on an investor’s tax situation and may differ from those shown. After-tax returns shown are not relevant to investors who hold their Shares through tax-deferred or other tax-advantaged arrangements such as an individual retirement account (“IRA”).

Management

Investment Adviser: Tidal Investments LLC (the “Adviser”) serves as investment adviser to the Fund.

Portfolio Managers:

The following individuals are jointly and primarily responsible for the day-to-day management of the Fund.

Jay Pestrighelli, Portfolio Manager for the Adviser, has been a portfolio manager of the Fund since its inception in 2023.

Qiao Duan, CFA, Portfolio Manager for the Adviser, has been a portfolio manager of the Fund since its inception in 2023.

Charles A. Ragauss, CFA, Portfolio Manager for the Adviser, has been a portfolio manager of the Fund since its inception in 2023.

CFA® is a registered trademark owned by the CFA Institute.

Purchase and Sale of Shares

The Fund issues and redeems Shares at NAV only in large blocks known as “Creation Units,” which only Authorized Participants (APs) (typically, broker-dealers) may purchase or redeem. The Fund generally issues and redeems Creation Units in exchange for a portfolio of securities (the “Deposit Securities”) and/or a designated amount of U.S. cash.

Shares are listed on a national securities exchange, such as the Exchange, and individual Shares may only be bought and sold in the secondary market through brokers at market prices, rather than NAV. Because Shares trade at market prices rather than NAV, Shares may trade at a price greater than NAV (premium) or less than NAV (discount).

An investor may incur costs attributable to the difference between the highest price a buyer is willing to pay to purchase Shares (the “bid” price) and the lowest price a seller is willing to accept for Shares (the “ask” price) when buying or selling Shares in the secondary market. This difference in bid and ask prices is often referred to as the “bid-ask spread.”

Information regarding the Fund’s NAV, market price, how often Shares traded on the Exchange at a premium or discount, and bid-ask spreads can be found on the Fund’s website at www.yieldmaxetfs.com.

Tax Information

Fund distributions are generally taxable as ordinary income, qualified dividend income, or capital gains (or a combination), unless an investment is in an individual retirement account (“IRA”) or other tax-advantaged account. Distributions on investments made through tax-deferred arrangements may be taxed later upon withdrawal of assets from those accounts.

Financial Intermediary Compensation

If you purchase Shares through a broker-dealer or other financial intermediary (such as a bank) (an “Intermediary”), the Adviser or its affiliates may pay Intermediaries for certain activities related to the Fund, including participation in activities that are designed to make Intermediaries more knowledgeable about exchange-traded products, including the Fund, or for other activities, such as marketing, educational training, or other initiatives related to the sale or promotion of Shares. These payments may create a conflict of interest by influencing the Intermediary and your salesperson to recommend the Fund over another investment. Any such arrangements do not result in increased Fund expenses. Ask your salesperson or visit the Intermediary’s website for more information.

ADDITIONAL INFORMATION ABOUT THE FUNDS

Investment Objective

The primary investment objective of the YieldMax™ AAPL Option Income Strategy ETF (the “AAPL Fund”) is to seek current income. The AAPL Fund’s secondary investment objective is to seek exposure to the share price of the common stock of Apple Inc. (“AAPL”), subject to a limit on potential investment gains.

The primary investment objective of the YieldMax™ ABNB Option Income Strategy ETF (the “ABNB Fund”) is to seek current income. The ABNB Fund’s secondary investment objective is to seek exposure to the share price of the common stock of Airbnb, Inc. (“ABNB”), subject to a limit on potential investment gains.

The primary investment objective of the YieldMax™ ADBE Option Income Strategy ETF (the “ADBE Fund”) is to seek current income. The ADBE Fund’s secondary investment objective is to seek exposure to the share price of the common stock of Adobe Inc. (“ADBE”), subject to a limit on potential investment gains.

The primary investment objective of the YieldMax™ AI Option Income Strategy ETF (the “AI Fund”) is to seek current income. The AI Fund’s secondary investment objective is to seek exposure to the share price of the common stock of C3.ai, Inc. (“AI”), subject to a limit on potential investment gains.

The primary investment objective of the YieldMax™ AMD Option Income Strategy ETF (the “AMD Fund”) is to seek current income. The AMD Fund’s secondary investment objective is to seek exposure to the share price of the common stock of Advanced Micro Devices, Inc. (“AMD”), subject to a limit on potential investment gains.

The primary investment objective of the YieldMax™ AMZN Option Income Strategy ETF (the “AMZN Fund”) is to seek current income. The AMZN Fund’s secondary investment objective is to seek exposure to the share price of the common stock of Amazon.com, Inc. (“AMZN”), subject to a limit on potential investment gains.

The primary investment objective of the YieldMax™ BA Option Income Strategy ETF (the “BA Fund”) is to seek current income. The Fund’s secondary investment objective is to seek exposure to the share price of the common stock of The Boeing Company (“BA”), subject to a limit on potential investment gains.

The primary investment objective of the YieldMax™ BIIB Option Income Strategy ETF (the “BIIB Fund”) is to seek current income. The Fund’s secondary investment objective is to seek exposure to the share price of the common stock of Biogen Inc. (“BIIB”), subject to a limit on potential investment gains.

The primary investment objective of the YieldMax™ BRK.B Option Income Strategy ETF (the “BRK.B Fund”) is to seek current income. The BRK.B Fund’s secondary investment objective is to seek exposure to the share price of the common stock of Berkshire Hathaway Inc. (“BRK.B”), subject to a limit on potential investment gains.

The primary investment objective of the YieldMax™ COIN Option Income Strategy ETF (the “COIN Fund”) is to seek current income. The COIN Fund’s secondary investment objective is to seek exposure to the share price of the common stock of Coinbase Global, Inc. (“COIN”), subject to a limit on potential investment gains.

The primary investment objective of the YieldMax™ DIS Option Income Strategy ETF (the “DIS Fund”) is to seek current income. The DIS Fund’s secondary investment objective is to seek exposure to the share price of the common stock of The Walt Disney Company (“DIS”), subject to a limit on potential investment gains.

The primary investment objective of the YieldMax™ GOOGL Option Income Strategy ETF (the “GOOGL Fund”) is to seek current income. The GOOGL Fund’s secondary investment objective is to seek exposure to the share price of the Class A common stock of Alphabet Inc. (“GOOGL”), subject to a limit on potential investment gains.

The primary investment objective of the YieldMax™ INTC Option Income Strategy ETF (the “INTC Fund”) is to seek current income. The Fund’s secondary investment objective is to seek exposure to the share price of the common stock of Intel Corporation (“INTC”), subject to a limit on potential investment gains.

The primary investment objective of the YieldMax™ JPM Option Income Strategy ETF (the “JPM Fund”) is to seek current income. The Fund’s secondary investment objective is to seek exposure to the share price of the common stock of JPMorgan Chase & Co. (“JPM”), subject to a limit on potential investment gains.

The primary investment objective of the YieldMax™ META Option Income Strategy ETF (the “META Fund” and with the AAPL Fund, ABNB Fund, ADBE Fund, AI Fund, AMD Fund, AMZN Fund, BA Fund, BIIB Fund, BRK.B Fund, COIN Fund, DIS Fund, GOOGL Fund, INTC Fund and JPM Fund, each a “Fund” and collectively, the “Funds”) is to seek current income. The META Fund’s secondary investment objective is to seek exposure to the share price of the common stock of Meta Platforms, Inc. (“META” and with

AAPL, ABNB, ADBE, AI, AMD, AMZN, BA, BIIB, BRK.B, COIN, DIS, GOOGL, INTC, JPM and META, each an “Underlying Issuer” and collectively, the “Underlying Issuers”), subject to a limit on potential investment gains.

An investment objective is fundamental if it cannot be changed without the consent of the holders of a majority of the outstanding Shares. No Fund’s investment objective has been adopted as a fundamental investment policy and therefore each Fund’s investment objective may be changed without the consent of that Fund’s shareholders upon approval by the Board of Trustees (the “Board”) of Tidal Trust II (the “Trust”) and written notice to shareholders.

Principal Investment Strategies

Each Fund has an 80% policy that, under normal circumstances, the Fund will invest at least 80% of its net assets, plus borrowings for investment purposes, in securities and financial instruments that provide indirect exposure to the underlying security referenced in the Fund’s investment objective.

For each Fund’s 80% test, the notional value of its options contracts will be used. “Notional value” refers to the “face” value of a Fund investment, rather than the amount of capital the Fund has actually committed. It represents the total value of the Fund’s position, rather than its equity in that position. Essentially, it reflects the full value of a leveraged position in the market, even if the Fund uses a fraction of that amount as collateral.

Each Fund’s 80% policy is non-fundamental and can be changed without shareholder approval. However, Fund shareholders would be given at least 60 days’ notice prior to any such change.

Synthetic Exposure to Underlying Stock Price Returns

- The Funds purchase call option contracts on the Underlying Securities generally having one-month to six-month terms and strike prices equal to the then-current price of the Underlying Securities at the time of the purchases to provide the Funds indirect exposure to the upside price returns of the Underlying Securities. As a buyer of call option contracts, each Fund pays a premium to the seller of the options contracts to obtain the right to participate in the price returns of the Underlying Security beyond the strike price of the purchased call option contract at expiration (or earlier, if the Fund closes the option contract prior to expiration); and
- Each Fund simultaneously sells put option contracts on its Underlying Security to help pay the premium of the purchased call option contracts on the Underlying Security. Each Fund sells put option contracts that also generally have one-month to six-month terms and strike prices equal to the then-current price of the Underlying Security at the time of the sales to provide the Fund exposure to the downside price returns of the Underlying Security. As a seller of a put option contract, each Fund receives a premium from the buyer of the option contract in exchange for the Fund’s obligation, if exercised, to purchase the Underlying Security at the strike price if the buyer exercises the option contract.
- The combination of the purchased call options and the sold put options provides each Fund with indirect investment exposure equal to approximately 100% of the applicable Underlying Security for the duration of the applicable options exposure.

Generating Monthly Income

- Each Fund sells call option contracts that are based on the value of its Underlying Security to generate income via option premiums. On a monthly basis or more frequently, a Fund will sell call option contracts on the Underlying Security with expiration dates of approximately one month or less in the future at strike prices that are approximately equal to 0%-15% above the then-current share price of the Underlying Security. By doing so, a Fund gives up the potential to fully participate in the Underlying Security gains, if any, beyond the strike price of the sold call options in exchange for income received in the form of call option premium. If the price of the Underlying Security is less than the call option’s strike price at the expiration of the contract, the option contract will expire worthless and the Fund’s return on the sold call position will be the premium originally received for selling the option contract. If the price of the Underlying Security is greater than the strike price at the expiration of the option contract, the Fund will typically forgo all of the returns that exceed the strike price of the option contract, and there will be a cost to “close out” the now in-the-money call options. The short call options are “closed out” (repurchased) prior to their expiration so that the Fund will not get assigned the, now, in-the-money call options. At times the call options may be “rolled” instead of simply closed. This is to say, new call options are simultaneously sold to open a new short call position, while the previously sold calls are repurchased to close out the original short call position.
- The Funds purchase multiple series of U.S. Treasury securities to collateralize the options contracts they sell. The U.S. Treasury securities also provide monthly income.

Covered Call Strategy:

When employing the covered call strategy, each Fund's sale of call option contracts to generate income will limit the degree to which the Fund will participate in increases in the share price of the Underlying Security. **This means that if the Underlying Security experiences an increase in the share price, the Fund will likely not experience that increase to the same extent (i.e., there is no participation beyond the level of the strike price of the sold call option contracts) and may result in the Fund significantly underperforming the Underlying Security.** The degree of participation in the Underlying Security gains will depend on the strike price of the short call option contracts and prevailing market conditions, especially market volatility, at the time the Fund sells the call option contracts. The potential for upside returns on the Underlying Security will also depend on whether a Fund fully "covers" its potential upside price return exposure to the Underlying Security by virtue of its sold call option contracts. If a Fund fully covers the upside price return exposure to the Underlying Security, the Fund's potential upside to the Underlying Security's price returns will be completely capped at the sold call options' strike price, meaning the Fund may forgo all price returns experienced by the Underlying Security beyond the strike price. If a Fund partially covers its potential upside return exposure with the sold call option, the Fund will have muted returns beyond the strike price of the sold call option to the extent that the Underlying Security's share price appreciates beyond the strike price.

The sale of call option contracts will offset losses experienced by an Underlying Security only to the extent of premiums received from such sold call option contracts. The Funds expect to participate in all the Underlying Security price return losses over the duration of the options contracts (e.g., if the Underlying Security decreases in value by 5%, the Fund should be expected to decrease in value by approximately 5%, before Fund fees and expenses) beyond the income received from the sold call option contract premiums.

Covered Call Spread:

When employing the *covered* call spread strategy, a Fund's sale of call option contracts, paired with the purchase of higher strike call option contracts, aims to generate income while still allowing for potential indirect participation in increases in the share price of its Underlying Security above the strike of the higher price call option which was bought. **However, this strategy may nonetheless still limit the degree to which the Fund fully participates in such increases as the Fund will not participate (directly or indirectly) in any appreciation between the strikes of the sold call option and bought call option.**

The sale of credit call spreads will offset losses experienced by an Underlying Security's share price only to the extent of premiums received from such sold call option contracts. Each Fund expects to participate in all of its Underlying Security's losses beyond the income received from the sold call spreads contract premiums. For instance, if a Fund's Underlying Security decreases in value by 5%, the Fund should be expected to decrease in value by approximately 5%, before Fund fees and expenses, beyond the income received from the sold call spreads contract premiums.

Examples:

The following table provides an overview of a Fund's anticipated performance versus various changes in the share price of its Underlying Security when the Covered Call Strategy is employed.

Price Movement of Underlying Security	Anticipated Fund Performance & Performance Relative to Underlying Security*
Slow rise in share price	Increase in Fund NAV – Outperformance vs Underlying Security
Decline in share price or flat performance	Decline or flat Fund NAV – Outperformance vs Underlying Security
Significant price appreciation	Increase in Fund NAV – Significant underperformance vs Underlying Security

The following table provides an overview of a Fund's anticipated performance versus various changes in the share price of its Underlying Security when the Covered Call Spread Strategy is employed.

Price Movement of Underlying Security	Anticipated Fund Performance & Performance Relative to Underlying Security*
Slow rise in share price	Increase or flat Fund NAV – Outperformance vs Underlying Security
Decline in share price or flat performance	Decline or flat Fund NAV – Outperformance vs Underlying Security
Significant price appreciation	Increase in Fund NAV – Underperformance to Underlying Security

* A Fund's actual NAV performance and performance against the price of its Underlying Security may differ, primarily due to path dependency and strike selection as discussed above. Also, please see Price Participation Risk and Call Strategy Risks.

Potential Upside Participation – Covered Call Strategy vs Covered Call Spread Strategy

To further illustrate how the Fund's covered call spread strategy results in greater upside participation, the following examples compare the outcomes of a hypothetical covered call and a covered call spread. These scenarios demonstrate how a Fund's use of its covered call spread strategy can lead to increased potential appreciation of its Underlying Security's share price while still generating net premium income. Additionally, the examples highlight the estimated amount or limits on the greater participation in potential appreciation as compared to a covered call strategy.

Examples:

Scenario 1 (Covered Call Strategy): Selling a Covered Call on an Underlying Security

- Underlying Security Share Price: \$100
- Strike Price of Sold Covered Call: \$105
- Premium Received: \$2

Outcome if the share price of the Underlying Security increases to \$110:

1. Share Price Increase: The Fund does not participate in the Underlying Security's gain above \$105 because the Fund sold a call struck at \$105.
 - Gain on Underlying Security: \$5 (i.e., $\$105 - \$100 = \$5$)
2. Call Premium: Fund retains the initial \$2 premium.
3. Total Gain: \$7 (i.e., \$5 gain on Underlying Security, plus \$2 premium)

Scenario 2 (Covered Call Spread Strategy): Selling a Covered Call Spread on an Underlying Security

- Underlying Security Share Price: \$100
- Strike Prices of Covered Call Spread: Sold Call at \$100, Purchased Call at \$102.50
- Net Premium Received: \$2

Outcome if the share price of the Underlying Security increases to \$110:

1. Share Price Increase: The Fund does not participate in the Underlying Security's gain between \$100 and \$102.50 because the Fund sold a call struck at \$100 and purchased a call struck at \$102.50.
2. Net Premium: The Fund retains the net premium of \$2.
3. Long Call Gain: The Fund participates in the Underlying Security's gain above \$102.50 because the Fund purchased a call struck at \$102.50, which results in a \$7.50 gain (i.e., $\$110 - \$102.50 = \$7.50$)
4. Total Gain: \$9.50 (i.e., share price increase \$0, plus \$2 net premium, plus \$7.50 gain on the purchased call)

Comparison:

- **Covered Call:** Gain is capped at \$7, as participation in the Underlying Security's gain is capped at the sold call's \$105 strike price.
- **Covered Call Spread:** Gain is \$9.50, as the call spread provides additional upside participation beyond the purchased call's \$102.50 strike price. Furthermore, the Fund's gain potential is not capped (i.e., if the value of the Underlying Security's share price increases further, the Fund's gain would also increase further).

Conclusion:

In this scenario where the Underlying Security increases to \$110, the covered call spread strategy yields a higher total gain of \$9.50 compared to the \$7 gain from selling a simple covered call. The covered call spread allows the Funds to participate in potential upside beyond the strike price of the purchased call, resulting in the potential for additional gains to the Funds.

Further, if the Underlying Security's share price increases further beyond the strike price of the purchased call, the covered call spread strategy allows for continued participation in the upside through the increasing value of the purchased call. This results in the potential for additional gains for the Funds. In contrast, the covered call strategy's gain potential is capped at the strike price of the sold call.

There is no guarantee that each Fund's investment strategy will be properly implemented, and an investor may lose some or all of its investment.

Each Fund's NAV is dependent on the value of the Fund's options contracts, which are based principally upon the share price of the Underlying Security, the volatility of the Underlying Security, which influences short call prices, and the time remaining until the expiration date of the short call option contracts. Each Fund's synthetic long exposure strategy will effectively allow that portion of the Fund's assets to move in synch with the daily changes in the Underlying Security's share price.

However, each Fund's participation in the potential upside in its Underlying Security returns is limited by virtue of its sold option contract positions. The degree to which a shareholder may benefit from the upside exposure to the Underlying Security obtained by a Fund will depend on the time at which the investor purchases Shares of the Fund and the price movements of the Underlying Security. At any given time, there may be limited upside potential. If the price of the Underlying Security is near or has exceeded the strike price of a Fund's sold call option contracts when an investor purchases Shares, such investor may have little to no upside potential remaining until the current short calls are replaced by a new set of short call, as well as remain vulnerable to significant downside risk, including the loss of their entire investment.

Each Fund will invest significantly in short-term (6-month to 2-year) U.S. Treasury securities as collateral in connection with the Fund's synthetic covered call strategy. U.S. Treasury securities are government debt instruments issued by the United States Department of the Treasury and are backed by the full faith and credit of the United States government. The Funds' investments in U.S. Treasury securities contribute to the monthly income sought by the Funds.

Exchange Traded Options Portfolio

The Funds will purchase and sell a combination of call and put exchange traded options contracts. In general, put options give the holder (*i.e.*, the buyer) the right to sell an asset (or deliver the cash value of the asset, in case of certain put options) and the seller (*i.e.*, the writer) of the put has the obligation to buy the asset (or receive cash value of the asset, in case of certain put options) at a certain defined price. Call options give the holder (*i.e.*, the buyer) the right to buy an asset (or receive cash value of the asset, in case of certain call options) and the seller (*i.e.*, the writer) the obligation to sell the asset (or deliver cash value of the asset, in case of certain call options) at a certain defined price.

FLEX options are customized options contracts that trade on an exchange but provide investors with the ability to customize key contract terms like strike price, style and expiration date while achieving price discovery in competitive, transparent auctions markets and avoiding the counterparty exposure of "over-the-counter" ("OTC") options positions. Like traditional exchange-traded options, FLEX Options are guaranteed for settlement by the OCC, a market clearinghouse that guarantees performance by counterparties to certain derivatives contracts.

The FLEX options in which the Funds may invest are all European style options (options that are exercisable only on the expiration date). The FLEX options are listed on the Chicago Board Options Exchange.

The Funds will use the market value of its derivatives holdings for the purpose of determining compliance with the 1940 Act and the rules promulgated thereunder. Since the options held by the Funds are exchange-traded, these will be valued on a mark-to-market basis. In the event market prices are not available, the Funds will use fair value pricing pursuant to the fair value procedures adopted by the Adviser.

Notional Value Explanation

"Notional value" refers to the "face" value of a Fund investment, rather than the amount of capital the Fund has actually committed. It represents the total value of the Fund's position, rather than its equity in that position. Essentially, it reflects the full value of a leveraged position in the market, even if the Fund uses a fraction of that amount as collateral.

Manager of Managers Structure

Although the Funds are not currently sub-advised, the Funds and the Adviser have received exemptive relief from the SEC permitting the Adviser (subject to certain conditions and the approval of the Board) to change or select new unaffiliated sub-advisers without obtaining shareholder approval. The relief also permits the Adviser to materially amend the terms of agreements with an unaffiliated sub-adviser (including an increase in the fee paid by the Adviser to the unaffiliated sub-adviser (and not paid by the Fund)) or to continue the employment of an unaffiliated sub-adviser after an event that would otherwise cause the automatic termination of services with Board approval, but without shareholder approval. Shareholders will be notified of any unaffiliated sub-adviser changes. The Adviser has the ultimate responsibility, subject to oversight by the Board, to oversee a sub-adviser and recommend their hiring, termination and

replacement. The exemptive relief applies to sub-advisers that are either wholly-owned by the Adviser or its parent company, as well as to unaffiliated sub-advisers, including those whose affiliation arises solely from their sub-advisory relationship.

Investments by Registered Investment Companies

Section 12(d)(1) of the 1940 Act restricts investments by investment companies in the securities of other investment companies. However, registered investment companies are permitted to invest in other investment companies beyond the limits set forth in Section 12(d)(1) in rules under the 1940 Act, subject to certain conditions. Each Fund may rely on Rule 12d1-4 of the 1940 Act, which provides an exemption from Section 12(d)(1) that allows the Fund to invest beyond the limits set forth in Section 12(d)(1) if the Fund satisfies certain conditions specified in Rule 12d1-4, including, among other conditions, that the Fund and its advisory group will not control (individually or in the aggregate) an acquired fund (e.g., hold more than 25% of the outstanding voting securities of an acquired fund that is a registered open-end management investment company).

Principal Risks of Investing in the Funds

There can be no assurance that the Funds will achieve their respective investment objective. The following information is in addition to, and should be read along with, the description of each Fund's principal investment risks in the section titled "Fund Summary— Principal Investment Risks" above. Following the Fund-specific underlying stock risks, the remaining principal risks are presented in alphabetical order to facilitate finding particular risks and comparing them with those of other funds. Each risk summarized below is considered a "principal risk" of investing in the Funds, regardless of the order in which it appears.

AAPL Risk. The AAPL Fund invests in options contracts that are based on the value of AAPL. This subjects the AAPL Fund to certain of the same risks as if it owned shares of AAPL, even though it does not. By virtue of the AAPL Fund's investments in options contracts that are based on the value of AAPL, the AAPL Fund may also be subject to the following risks:

Indirect Investment in AAPL Risk. Apple Inc. is not affiliated with the Trust, the AAPL Fund, the Adviser, or their respective affiliates and is not involved with this offering in any way and has no obligation to consider your Shares in taking any corporate actions that might affect the value of Shares. Investors in the AAPL Fund will not have voting rights and will not be able to influence management of the company but will be exposed to the performance of AAPL (the underlying stock). Investors in the AAPL Fund will not have rights to receive dividends or other distributions or any other rights with respect to the underlying stock but will be subject to declines in the performance of the underlying stock.

AAPL Trading Risk. The trading price of AAPL may be highly volatile and could continue to be subject to wide fluctuations in response to various factors. The stock market in general, and the market for technology companies in particular, has experienced extreme price and volume fluctuations that have often been unrelated or disproportionate to the operating performance of those companies. In particular, a large proportion of AAPL may be traded by short sellers which may put pressure on the supply and demand for the common stock of Apple Inc., further influencing volatility in its market price. Public perception and other factors outside of the control of Apple Inc. may additionally impact AAPL's stock price due to Apple Inc. garnering a disproportionate degree of public attention, regardless of actual operating performance. In addition, in the past, following periods of volatility in the overall market and the market price of a particular company's securities, securities class action litigation has often been instituted against companies such as these. Moreover, stockholder litigation has been filed against Apple Inc. in the past. While Apple Inc. continues to defend such actions, any judgment against Apple Inc., or any future stockholder litigation could result in substantial costs and a diversion of the management of Apple Inc.'s attention and resources. If AAPL trading is halted, trading in Shares of the AAPL Fund may be impacted, either temporarily or indefinitely.

Apple Inc. Performance Risk. Apple Inc. may fail to meet its publicly announced guidelines or other expectations about its business, which could cause the price of AAPL to decline. Apple Inc. provides guidance regarding its expected financial and business performance, such as projections regarding sales and production, as well as anticipated future revenues, gross margins, profitability and cash flows. Correctly identifying key factors affecting business conditions and predicting future events is inherently an uncertain process, and the guidance Apple Inc. provides may not ultimately be accurate and has in the past been inaccurate in certain respects, such as the timing of new product manufacturing ramps. The guidance is based on certain assumptions such as those relating to global and local economic conditions, anticipated production and sales volumes (which generally are not linear throughout a given period), average sales prices, supplier and commodity costs, and planned cost reductions. If Apple Inc.'s guidance is not accurate or varies from actual results due to its inability to meet the assumptions or the impact on its financial performance that could occur as a result of various risks and uncertainties, the market value of common stock issued by Apple Inc. could decline significantly.

Technology Industry Risk. The technology industry, including, in some instances, Apple Inc., is subject to intense media, political and regulatory scrutiny, which may expose Apple Inc. to increasing regulation, government investigations, legal actions and penalties.

From time to time, Apple Inc. has made changes to its App Store, including actions taken in response to competition, market and legal conditions. Apple Inc. may make further business changes in the future. New legislative initiatives, such as the

proposed EU Digital Markets Act, could, if enacted, require further changes. These changes could include how and to what extent Apple Inc. charges developers for access to its platforms and manages distribution of apps outside of the App Store.

Apple Inc. is also currently subject to antitrust investigations in various jurisdictions around the world, which can result in legal proceedings and claims against Apple Inc. that could, individually or in the aggregate, have a materially adverse impact on Apple Inc.'s business, results of operations and financial condition. For example, Apple Inc. is the subject of investigations in Europe and other jurisdictions relating to App Store terms and conditions. If such investigations result in adverse findings against Apple Inc., it could be exposed to significant fines and may be required to make changes to its App Store business, all of which could materially adversely affect Apple Inc.'s business, results of operations and financial condition. Apple Inc. is also subject to litigation relating to the App Store, which has resulted in changes to Apple Inc.'s business practices, and may in the future result in further changes.

Further, Apple Inc. has commercial relationships with other companies in the technology industry that are or may become subject to investigations and litigation that, if resolved against those other companies, could adversely affect Apple Inc.'s commercial relationships with those business partners and materially adversely affect Apple Inc.'s business, results of operations and financial condition. For example, Apple Inc. earns revenue from licensing arrangements with other companies to offer their search services on Apple Inc.'s platforms and apps, and certain of these arrangements are currently subject to government investigations and legal proceedings.

There can be no assurance Apple Inc.'s business will not be materially adversely affected, individually or in the aggregate, by the outcomes of such investigations, litigation or changes to laws and regulations in the future. Changes to Apple Inc.'s business practices to comply with new laws and regulations or in connection with other legal proceedings could negatively impact the reputation of Apple Inc.'s products for privacy and security and otherwise adversely affect the experience for users of Apple Inc.'s products and services, and result in harm to Apple Inc.'s reputation, loss of competitive advantage, poor market acceptance, reduced demand for products and services, and lost sales.

Global Events Risk. Apple Inc.'s business can be impacted by political events, trade and other international disputes, war, terrorism, natural disasters, public health issues, industrial accidents and other business interruptions. Political events, trade and other international disputes, war, terrorism, natural disasters, public health issues, industrial accidents and other business interruptions can harm or disrupt international commerce and the global economy, and could have a material adverse effect on Apple Inc. and its customers, suppliers, contract manufacturers, logistics providers, distributors, cellular network carriers and other channel partners.

Apple Inc. has a large, global business with sales outside the U.S. representing a majority of Apple Inc.'s total net sales, and Apple Inc. believes that it generally benefits from growth in international trade. Substantially all of Apple Inc.'s manufacturing is performed in whole or in part by outsourcing partners located primarily in Asia, including China mainland, India, Japan, South Korea, Taiwan and Vietnam. Trade policies and disputes and other international conflicts can result in tariffs, sanctions and other measures that restrict international trade, and can materially adversely affect Apple Inc.'s business, particularly if these measures occur in regions where Apple Inc. derives a significant portion of its revenues and/or has significant supply chain operations. For example, tensions between the U.S. and China have led to a series of tariffs being imposed by the U.S. on imports from China mainland, as well as other business restrictions. Tariffs increase the cost of Apple Inc.'s products and the components and raw materials that go into making them. These increased costs can adversely impact the gross margin that Apple Inc. earns on its products. Tariffs can also make Apple Inc.'s products more expensive for customers, which could make Apple Inc.'s products less competitive and reduce consumer demand. Countries may also adopt other measures, such as controls on imports or exports of goods, technology or data, that could adversely impact Apple Inc.'s operations and supply chain and limit Apple Inc.'s ability to offer its products and services as designed. These measures can require Apple Inc. to take various actions, including changing suppliers, restructuring business relationships, and ceasing to offer third-party applications on its platforms. Changing Apple Inc.'s operations in accordance with new or changed trade restrictions can be expensive, time-consuming and disruptive to Apple Inc.'s operations. Such restrictions can be announced with little or no advance notice and Apple Inc. may not be able to effectively mitigate all adverse impacts from such measures. If disputes and conflicts further escalate in the future, actions by governments in response could be significantly more severe and restrictive and could materially adversely affect Apple Inc.'s business. Political uncertainty surrounding trade and other international disputes could also have a negative effect on consumer confidence and spending, which could adversely affect Apple Inc.'s business.

ABNB Risk. The Fund invests in options contracts that are based on the value of ABNB. This subjects the Fund to certain of the same risks as if it owned shares of ABNB, even though it does not. By virtue of the Fund's investments in options contracts that are based on the value of ABNB, the Fund may also be subject to the following risks:

Indirect Investment in ABNB Risk. ABNB is not affiliated with the Trust, the Fund, the Adviser, or their respective affiliates and is not involved with this offering in any way and has no obligation to consider your Shares in taking any corporate actions that might affect the value of Shares. Investors in the Fund will not have voting rights and will not be able to influence management of ABNB but will be exposed to the performance of ABNB (the underlying stock). Investors in the Fund will not

have rights to receive dividends or other distributions or any other rights with respect to the underlying stock but will be subject to declines in the performance of the underlying stock.

ABNB Trading Risk. The trading price of ABNB may be highly volatile and could continue to be subject to wide fluctuations in response to various factors. The stock market in general, and the market for technology companies in particular, has experienced extreme price and volume fluctuations that have often been unrelated or disproportionate to the operating performance of those companies. In particular, a large proportion of ABNB may be traded by short sellers which may put pressure on the supply and demand for the common stock of ABNB, further influencing volatility in its market price. Public perception and other factors outside of the control of ABNB may additionally impact ABNB's stock price due to ABNB garnering a disproportionate degree of public attention, regardless of actual operating performance. In addition, in the past, following periods of volatility in the overall market and the market price of a particular company's securities, securities class action litigation has often been instituted against companies such as these. Moreover, stockholder litigation like this has been filed against ABNB in the past. While ABNB continues to defend such actions, any judgment against ABNB, or any future stockholder litigation could result in substantial costs and a diversion of the management of ABNB's attention and resources. If ABNB trading is halted, trading in Shares of the ABNB Fund may be impacted, either temporarily or indefinitely.

ABNB Performance Risk. ABNB may fail to meet its publicly announced guidelines or other expectations about its business, which could cause the price of ABNB to decline. ABNB provides guidance regarding its expected financial and business performance, such as projections regarding sales and production, as well as anticipated future revenues, gross margins, profitability and cash flows. Correctly identifying key factors affecting business conditions and predicting future events is inherently an uncertain process, and the guidance ABNB provides may not ultimately be accurate and has in the past been inaccurate in certain respects, such as the timing of new product manufacturing ramps. The guidance is based on certain assumptions such as those relating to global and local economic conditions, anticipated production and sales volumes (which generally are not linear throughout a given period), average sales prices, supplier and commodity costs, and planned cost reductions. If ABNB's guidance is not accurate or varies from actual results due to its inability to meet the assumptions or the impact on its financial performance that could occur as a result of various risks and uncertainties, the market value of common stock issued by ABNB could decline significantly.

Travel Industry Risk. Companies in the travel industry may be adversely affected by a downturn in economic conditions that can result in decreased demand for leisure and business travel. Due to the discretionary nature of business and leisure travel spending, travel company revenues are heavily influenced by the condition of the U.S. and foreign economies. Travel companies may also be significantly affected by changes in labor relations and insurance costs. Lodging industry companies, in particular, are subject to various risks that may cause significant losses, which includes risks related to uncertainty in travel (due to global, regional or local events), guest safety, security, and privacy, changing consumer demands, consumer perception of risk (for example, due to terrorist attacks, pandemics, and political or social violence), and changing or increased regulations.

Beginning in the first quarter of 2020, financial markets in the United States and around the world experienced extreme and in many cases unprecedented volatility and severe losses due to the global pandemic caused by COVID-19, a novel coronavirus. The pandemic has resulted in a wide range of social and economic disruptions, including closed borders and reduced or prohibited domestic or international travel. Some sectors of the economy and individual issuers, including travel companies, have experienced particularly large losses. Such disruptions may continue for an extended period of time or reoccur in the future to a similar or greater extent.

ADBE Risk. The Fund invests in options contracts that are based on the value of ADBE. This subjects the Fund to certain of the same risks as if it owned shares of ADBE, even though it does not. By virtue of the Fund's investments in options contracts that are based on the value of ADBE, the Fund may also be subject to the following risks:

Indirect Investment in ADBE Risk. ADBE is not affiliated with the Trust, the Fund, the Adviser, or their respective affiliates and is not involved with this offering in any way and has no obligation to consider your Shares in taking any corporate actions that might affect the value of Shares. Investors in the Fund will not have voting rights and will not be able to influence the management of ADBE but will be exposed to the performance of ADBE (the underlying stock). Investors in the Fund will not have rights to receive dividends or other distributions or any other rights with respect to the underlying stock but will be subject to declines in the performance of the underlying stock.

ADBE Trading Risk. The trading price of ADBE may be highly volatile and could continue to be subject to wide fluctuations in response to various factors. The stock market in general, and the market for technology companies in particular, has experienced extreme price and volume fluctuations that have often been unrelated or disproportionate to the operating performance of those companies. In particular, a large proportion of ADBE may be traded by short sellers which may put pressure on the supply and demand for the common stock of ADBE, further influencing volatility in its market price. Public perception and other factors outside of the control of ADBE may additionally impact ADBE's stock price due to ADBE garnering a disproportionate degree of public attention, regardless of actual operating performance. In addition, in the past, following periods of volatility in the overall market and the market price of a particular company's securities, securities class

action litigation has often been instituted against companies such as these. Moreover, stockholder litigation like this has been filed against ADBE in the past. While ADBE continues to defend such actions, any judgment against ADBE, or any future stockholder litigation could result in substantial costs and a diversion of the management of ADBE's attention and resources. If ADBE trading is halted, trading in Shares of the ADBE Fund may be impacted, either temporarily or indefinitely.

ADBE Performance Risk. ADBE may fail to meet its publicly announced guidelines or other expectations about its business, which could cause the price of ADBE to decline. ADBE provides guidance regarding its expected financial and business performance, such as projections regarding sales and production, as well as anticipated future revenues, gross margins, profitability and cash flows. Correctly identifying key factors affecting business conditions and predicting future events is inherently an uncertain process, and the guidance ADBE provides may not ultimately be accurate and has in the past been inaccurate in certain respects, such as the timing of new product manufacturing ramps. The guidance is based on certain assumptions such as those relating to global and local economic conditions, anticipated production and sales volumes (which generally are not linear throughout a given period), average sales prices, supplier and commodity costs, and planned cost reductions. If ADBE's guidance is not accurate or varies from actual results due to its inability to meet the assumptions or the impact on its financial performance that could occur as a result of various risks and uncertainties, the market value of common stock issued by ADBE could decline significantly.

Software Industry Risk. The software industry can be significantly affected by intense competition, aggressive pricing, technological innovations, and product obsolescence. Companies in the software industry are subject to significant competitive pressures, such as aggressive pricing, new market entrants, competition for market share, short product cycles due to an accelerated rate of technological developments and the potential for limited earnings and/or falling profit margins. These companies also face the risks that new services, equipment or technologies will not be accepted by consumers and businesses or will become rapidly obsolete. These factors can affect the profitability of these companies and, as a result, the value of their securities. Also, patent protection is integral to the success of many companies in this industry, and profitability can be affected materially by, among other things, the cost of obtaining (or failing to obtain) patent approvals, the cost of litigating patent infringement and the loss of patent protection for products (which significantly increases pricing pressures and can materially reduce profitability with respect to such products). In addition, many software companies have limited operating histories. Prices of these companies' securities historically have been more volatile than other securities, especially over the short term.

AI Risk. The Fund invests in options contracts that are based on the value of AI. This subjects the Fund to certain of the same risks as if it owned shares of AI, even though it does not. By virtue of the Fund's investments in options contracts that are based on the value of AI, the Fund may also be subject to the following risks:

Indirect Investment in AI Risk. AI is not affiliated with the Trust, the Fund, the Adviser, or their respective affiliates and is not involved with this offering in any way and has no obligation to consider your Shares in taking any corporate actions that might affect the value of Shares. Investors in the Fund will not have voting rights and will not be able to influence the management of AI but will be exposed to the performance of AI (the underlying stock). Investors in the Fund will not have rights to receive dividends or other distributions or any other rights with respect to the underlying stock but will be subject to declines in the performance of the underlying stock.

AI Trading Risk. The trading price of AI may be highly volatile and could continue to be subject to wide fluctuations in response to various factors. The stock market in general, and the market for technology companies in particular, has experienced extreme price and volume fluctuations that have often been unrelated or disproportionate to the operating performance of those companies. In particular, a large proportion of AI may be traded by short sellers which may put pressure on the supply and demand for the common stock of AI, further influencing volatility in its market price. Public perception and other factors outside of the control of AI may additionally impact AI's stock price due to AI garnering a disproportionate degree of public attention, regardless of actual operating performance. In addition, in the past, following periods of volatility in the overall market and the market price of a particular company's securities, securities class action litigation has often been instituted against companies such as these. Moreover, stockholder litigation like this has been filed against AI in the past. While AI continues to defend such actions, any judgment against AI, or any future stockholder litigation could result in substantial costs and a diversion of the management of AI's attention and resources. If AI trading is halted, trading in Shares of the Fund may be impacted, either temporarily or indefinitely.

AI Performance Risk. AI may fail to meet its publicly announced guidelines or other expectations about its business, which could cause the price of AI to decline. AI provides guidance regarding its expected financial and business performance, such as projections regarding sales and production, as well as anticipated future revenues, gross margins, profitability and cash flows. Correctly identifying key factors affecting business conditions and predicting future events is inherently an uncertain process, and the guidance AI provides may not ultimately be accurate and has in the past been inaccurate in certain respects, such as the timing of new product manufacturing ramps. The guidance is based on certain assumptions such as those relating to global and local economic conditions, anticipated production and sales volumes (which generally are not linear throughout a given period), average sales prices, supplier and commodity costs, and planned cost reductions. If AI's guidance is not accurate or varies from actual results due to its inability to meet the assumptions or the impact on its financial performance that

could occur as a result of various risks and uncertainties, the market value of common stock issued by AI could decline significantly.

Software Industry Risk. The software industry can be significantly affected by intense competition, aggressive pricing, technological innovations, and product obsolescence. Companies in the software industry are subject to significant competitive pressures, such as aggressive pricing, new market entrants, competition for market share, short product cycles due to an accelerated rate of technological developments and the potential for limited earnings and/or falling profit margins. These companies also face the risks that new services, equipment or technologies will not be accepted by consumers and businesses or will become rapidly obsolete. These factors can affect the profitability of these companies and, as a result, the value of their securities. Also, patent protection is integral to the success of many companies in this industry, and profitability can be affected materially by, among other things, the cost of obtaining (or failing to obtain) patent approvals, the cost of litigating patent infringement and the loss of patent protection for products (which significantly increases pricing pressures and can materially reduce profitability with respect to such products). In addition, many software companies have limited operating histories. Prices of these companies' securities historically have been more volatile than other securities, especially over the short term.

AMD Risk. The Fund invests in options contracts that are based on the value of AMD. This subjects the Fund to certain of the same risks as if it owned shares of AMD, even though it does not. By virtue of the Fund's investments in options contracts that are based on the value of AMD, the Fund may also be subject to the following risks:

Indirect Investment in AMD Risk. AMD is not affiliated with the Trust, the Fund, the Adviser, or their respective affiliates and is not involved with this offering in any way and has no obligation to consider your Shares in taking any corporate actions that might affect the value of Shares. Investors in the Fund will not have voting rights and will not be able to influence management of AMD but will be exposed to the performance of AMD (the underlying stock). Investors in the Fund will not have rights to receive dividends or other distributions or any other rights with respect to the underlying stock but will be subject to declines in the performance of the underlying stock.

AMD Trading Risk. The trading price of AMD may be highly volatile and could continue to be subject to wide fluctuations in response to various factors. The stock market in general, and the market for technology companies in particular, has experienced extreme price and volume fluctuations that have often been unrelated or disproportionate to the operating performance of those companies. In particular, a large proportion of AMD may be traded by short sellers which may put pressure on the supply and demand for the common stock of AMD, further influencing volatility in its market price. Public perception and other factors outside of the control of AMD may additionally impact AMD's stock price due to AMD garnering a disproportionate degree of public attention, regardless of actual operating performance. In addition, in the past, following periods of volatility in the overall market and the market price of a particular company's securities, securities class action litigation has often been instituted against companies such as these. Moreover, stockholder litigation like this has been filed against AMD in the past. While AMD continues to defend such actions, any judgment against AMD, or any future stockholder litigation could result in substantial costs and a diversion of the management of AMD's attention and resources. If AMD trading is halted, trading in Shares of the AMD Fund may be impacted, either temporarily or indefinitely.

AMD Performance Risk. AMD may fail to meet its publicly announced guidelines or other expectations about its business, which could cause the price of AMD to decline. AMD provides guidance regarding its expected financial and business performance, such as projections regarding sales and production, as well as anticipated future revenues, gross margins, profitability and cash flows. Correctly identifying key factors affecting business conditions and predicting future events is inherently an uncertain process, and the guidance AMD provides may not ultimately be accurate and has in the past been inaccurate in certain respects, such as the timing of new product manufacturing ramps. The guidance is based on certain assumptions such as those relating to global and local economic conditions, anticipated production and sales volumes (which generally are not linear throughout a given period), average sales prices, supplier and commodity costs, and planned cost reductions. If AMD's guidance is not accurate or varies from actual results due to its inability to meet the assumptions or the impact on its financial performance that could occur as a result of various risks and uncertainties, the market value of common stock issued by AMD could decline significantly.

Semiconductor Company Risk. Competitive pressures may have a significant effect on the financial condition of semiconductor companies and, as product cycles shorten and manufacturing capacity increases, these companies may become increasingly subject to aggressive pricing, which hampers profitability. Reduced demand for end-user products, under-utilization of manufacturing capacity, and other factors could adversely impact the operating results of companies in the semiconductor sector. Semiconductor companies typically face high capital costs and may be heavily dependent on intellectual property rights. The semiconductor sector is highly cyclical, which may cause the operating results of many semiconductor companies to vary significantly. The stock prices of companies in the semiconductor sector have been and likely will continue to be extremely volatile.

AMZN Risk. The AMZN Fund invests in options contracts that are based on the value of AMZN. This subjects the AMZN Fund to certain of the same risks as if it owned shares of AMZN, even though it does not. By virtue of the AMZN Fund's investments in options contracts that are based on the value of AMZN, the AMZN Fund may also be subject to the following risks:

Indirect Investment in AMZN Risk. Amazon.com, Inc. is not affiliated with the Trust, the AMZN Fund, the Adviser, or their respective affiliates and is not involved with this offering in any way and has no obligation to consider your Shares in taking any corporate actions that might affect the value of Shares. Investors in the AMZN Fund will not have voting rights and will not be able to influence management of the company but will be exposed to the performance of AMZN (the underlying stock). Investors in the AMZN Fund will not have rights to receive dividends or other distributions or any other rights with respect to the underlying stock but will be subject to declines in the performance of the underlying stock.

AMZN Trading Risk. The trading price of AMZN may be highly volatile and could continue to be subject to wide fluctuations in response to various factors. The stock market in general, and the market for technology companies in particular, has experienced extreme price and volume fluctuations that have often been unrelated or disproportionate to the operating performance of those companies. In particular, a large proportion of AMZN may be traded by short sellers which may put pressure on the supply and demand for the common stock of Amazon.com, Inc., further influencing volatility in its market price. Public perception and other factors outside of the control of Amazon.com, Inc. may additionally impact AMZN's stock price due to Amazon.com, Inc. garnering a disproportionate degree of public attention, regardless of actual operating performance. In addition, in the past, following periods of volatility in the overall market and the market price of a particular company's securities, securities class action litigation has often been instituted against companies such as these. Moreover, stockholder litigation like this has been filed against Amazon.com, Inc. in the past. While Amazon.com, Inc. continues to defend such actions, any judgment against Amazon.com, Inc., or any future stockholder litigation could result in substantial costs and a diversion of the management of Amazon.com, Inc.'s attention and resources. If AMZN trading is halted, trading in Shares of the AMZN Fund may be impacted, either temporarily or indefinitely.

Amazon.com, Inc. Performance Risk. Amazon.com, Inc. may fail to meet its publicly announced guidelines or other expectations about its business, which could cause the price of AMZN to decline. Amazon.com, Inc. provides guidance regarding its expected financial and business performance, such as projections regarding sales and production, as well as anticipated future revenues, gross margins, profitability and cash flows. Correctly identifying key factors affecting business conditions and predicting future events is inherently an uncertain process, and the guidance Amazon.com, Inc. provides may not ultimately be accurate and has in the past been inaccurate in certain respects, such as the timing of new product manufacturing ramps. The guidance is based on certain assumptions such as those relating to global and local economic conditions, anticipated production and sales volumes (which generally are not linear throughout a given period), average sales prices, supplier and commodity costs, and planned cost reductions. If Amazon.com, Inc.'s guidance is not accurate or varies from actual results due to its inability to meet the assumptions or the impact on its financial performance that could occur as a result of various risks and uncertainties, the market value of common stock issued by Amazon.com, Inc. could decline significantly.

Internet & Direct Marketing Retail Risk. Companies, such as Amazon.com, Inc., that operate via the internet or direct marketing (e.g., online consumer services, online retail, travel) segments are subject to fluctuating consumer demand. Unlike traditional brick and mortar retailers, online marketplaces and retailers must assume shipping costs or pass such costs to consumers. Consumer access to price information for the same or similar products may cause companies that operate in the online marketplace, retail and travel segments to reduce profit margins in order to compete. Due to the nature of their business models, companies that operate in the online marketplace, retail, and travel segments may also be subject to heightened cybersecurity risk, including the risk of theft or damage to vital hardware, software, and information systems. The loss or public dissemination of sensitive customer information or other proprietary data may negatively affect the financial performance of such companies to a greater extent than traditional brick and mortar retailers. As a result of such companies being web-based and the fact that they process, store, and transmit large amounts of data, including personal information, for their customers, failure to prevent or mitigate data loss or other security breaches, including breaches of vendors' technology and systems, could expose companies that operate via the internet or direct marketing retail to a risk of loss or misuse of such information, adversely affect their operating results, result in litigation or potential liability, and otherwise harm their businesses.

New Products and Services Risk. AMZN has expanded its product offerings over time to include additional segments, such as cloud computing and digital subscriptions services. Expansion of products and services across additional markets exposes AMZN to additional risks related to these markets. In addition, as new products and offerings are developed, AMZN may have limited or no experience in these newer market segments, and AMZN's customers may not adopt these product or service offerings. These offerings, which can present new and difficult technology challenges, may subject AMZN to claims if customers of these offerings experience, or are otherwise impacted by, service disruptions, delays, setbacks, or failures or quality issues. In addition, profitability or other intended benefits, if any, in newer activities may not meet AMZN's expectations, and AMZN may not be successful enough in these newer activities to recoup its investments in them, which

investments are often significant. Failure to realize the benefits of amounts AMZN invests in new technologies, products, or services could result in the value of those investments being written down or written off.

BA Risk. The Fund invests in options contracts that are based on the value of BA. This subjects the Fund to certain of the same risks as if it owned shares of BA, even though it does not. By virtue of the Fund's investments in options contracts that are based on the value of BA, the Fund may also be subject to the following risks:

Indirect Investment in BA Risk. BA is not affiliated with the Trust, the Fund, the Adviser, or their respective affiliates and is not involved with this offering in any way and has no obligation to consider your Shares in taking any corporate actions that might affect the value of Shares. Investors in the Fund will not have voting rights and will not be able to influence the management of BA but will be exposed to the performance of BA (the underlying stock). Investors in the Fund will not have rights to receive dividends or other distributions or any other rights with respect to the underlying stock but will be subject to declines in the performance of the underlying stock.

BA Trading Risk. The trading price of BA may be highly volatile and could continue to be subject to wide fluctuations in response to various factors. The stock market in general, and the market for banking and financial services companies in particular, has experienced extreme price and volume fluctuations that have often been unrelated or disproportionate to the operating performance of those companies. In particular, a large proportion of BA may be traded by short sellers which may put pressure on the supply and demand for the common stock of BA, further influencing volatility in its market price. Public perception and other factors outside of the control of BA may additionally impact BA's stock price due to BA garnering a disproportionate degree of public attention, regardless of actual operating performance. In addition, in the past, following periods of volatility in the overall market and the market price of a particular company's securities, securities class action litigation has often been instituted against companies such as these. Moreover, stockholder litigation like this has been filed against BA in the past. While BA continues to defend such actions, any judgment against BA, or any future stockholder litigation could result in substantial costs and a diversion of the management of BA's attention and resources. If BA trading is halted, trading in Shares of the BA Fund may be impacted, either temporarily or indefinitely.

BA Performance Risk. BA may fail to meet its publicly announced guidelines or other expectations about its business, which could cause the price of BA to decline. BA provides guidance regarding its expected financial and business performance, such as projections regarding sales and production, as well as anticipated future revenues, gross margins, profitability and cash flows. Correctly identifying key factors affecting business conditions and predicting future events is inherently an uncertain process, and the guidance BA provides may not ultimately be accurate and has in the past been inaccurate in certain respects, such as the timing of new product manufacturing ramps. The guidance is based on certain assumptions such as those relating to global and local economic conditions, anticipated production and sales volumes (which generally are not linear throughout a given period), average sales prices, supplier and commodity costs, and planned cost reductions. If BA's guidance is not accurate or varies from actual results due to its inability to meet the assumptions or the impact on its financial performance that could occur as a result of various risks and uncertainties, the market value of common stock issued by BA could decline significantly.

Aerospace & Defense Industry Risk. The Aerospace and Defense Industry comprises businesses engaged in manufacturing equipment, parts, or products for civil or military aerospace and defense applications. This industry's performance can be notably cyclical, leading to intermittent operating losses for its companies. Factors such as geopolitical dynamics, economic conditions, environmental considerations, enhanced competition, and the capacity to recruit and maintain a highly skilled workforce, including crucial personnel, can significantly impact the industry. Additionally, the industry's operations can be influenced by legislative or regulatory shifts and heightened government oversight.

BIIB Risk. The Fund invests in options contracts that are based on the value of BIIB. This subjects the Fund to certain of the same risks as if it owned shares of BIIB, even though it does not. By virtue of the Fund's investments in options contracts that are based on the value of BIIB, the Fund may also be subject to the following risks:

Indirect Investment in BIIB Risk. BIIB is not affiliated with the Trust, the Fund, the Adviser, or their respective affiliates and is not involved with this offering in any way and has no obligation to consider your Shares in taking any corporate actions that might affect the value of Shares. Investors in the Fund will not have voting rights and will not be able to influence the management of BIIB but will be exposed to the performance of BIIB (the underlying stock). Investors in the Fund will not have rights to receive dividends or other distributions or any other rights with respect to the underlying stock but will be subject to declines in the performance of the underlying stock.

BIIB Trading Risk. The trading price of BIIB may be highly volatile and could continue to be subject to wide fluctuations in response to various factors. The stock market in general, and the market for biotechnology companies in particular, has experienced extreme price and volume fluctuations that have often been unrelated or disproportionate to the operating performance of those companies. In particular, a large proportion of BIIB may be traded by short sellers which may put pressure on the supply and demand for the common stock of BIIB, further influencing volatility in its market price. Public perception

and other factors outside of the control of BIIB may additionally impact BIIB's stock price due to BIIB garnering a disproportionate degree of public attention, regardless of actual operating performance. In addition, in the past, following periods of volatility in the overall market and the market price of a particular company's securities, securities class action litigation has often been instituted against companies such as these. Moreover, stockholder litigation like this has been filed against BIIB in the past. While BIIB continues to defend such actions, any judgment against BIIB, or any future stockholder litigation could result in substantial costs and a diversion of the management of BIIB's attention and resources. If BIIB trading is halted, trading in Shares of the BIIB Fund may be impacted, either temporarily or indefinitely.

BIIB Performance Risk. BIIB may fail to meet its publicly announced guidelines or other expectations about its business, which could cause the price of BIIB to decline. BIIB provides guidance regarding its expected financial and business performance, such as projections regarding sales and production, as well as anticipated future revenues, gross margins, profitability and cash flows. Correctly identifying key factors affecting business conditions and predicting future events is inherently an uncertain process, and the guidance BIIB provides may not ultimately be accurate and has in the past been inaccurate in certain respects, such as the timing of new product manufacturing ramps. The guidance is based on certain assumptions such as those relating to global and local economic conditions, anticipated production and sales volumes (which generally are not linear throughout a given period), average sales prices, supplier and commodity costs, and planned cost reductions. If BIIB's guidance is not accurate or varies from actual results due to its inability to meet the assumptions or the impact on its financial performance that could occur as a result of various risks and uncertainties, the market value of common stock issued by BIIB could decline significantly.

Biotechnology Industry Risk. The biotechnology industry faces numerous risks, encompassing a range of regulatory, scientific, operational, and market-related challenges. Key among these are the heavy regulatory scrutiny and the high cost of research and development, with no guarantee of return, given that a significant percentage of drug candidates fail during clinical trials. Additionally, the industry grapples with the complexities of patent protection and the subsequent threat of generic competition once these protections expire. Manufacturing issues and supply chain disruptions can also have a substantial impact on a company's ability to produce and distribute drugs. Market acceptance and competition from other drugs or treatments further influence a drug's profitability. Moreover, legal and reputational risks, such as those arising from potential side effects or product recalls, can lead to significant financial and reputational damage. All these factors contribute to a volatile risk landscape for the biotechnology industry.

BRK.B Risk. The BRK.B Fund invests in options contracts that are based on the value of BRK.B. This subjects the BRK.B Fund to certain of the same risks as if it owned shares of BRK.B, even though it does not. By virtue of the BRK.B Fund's investments in options contracts that are based on the value of BRK.B, the BRK.B Fund may also be subject to the following risks:

Indirect Investment in BRK.B Risk. Berkshire Hathaway, Inc. is not affiliated with the Trust, the BRK.B Fund, the Adviser, or their respective affiliates and is not involved with this offering in any way and has no obligation to consider your Shares in taking any corporate actions that might affect the value of Shares. Investors in the BRK.B Fund will not have voting rights and will not be able to influence management of the company but will be exposed to the performance of BRK.B (the underlying stock). Investors in the BRK.B Fund will not have rights to receive dividends or other distributions or any other rights with respect to the underlying stock but will be subject to declines in the performance of the underlying stock.

BRK.B Trading Risk. The trading price of BRK.B may be highly volatile and could continue to be subject to wide fluctuations in response to various factors. The stock market in general, and the market for technology companies in particular, has experienced extreme price and volume fluctuations that have often been unrelated or disproportionate to the operating performance of those companies. In particular, a large proportion of BRK.B may be traded by short sellers which may put pressure on the supply and demand for the common stock of Berkshire Hathaway Inc., further influencing volatility in its market price. Public perception and other factors outside of the control of Berkshire Hathaway Inc. may additionally impact BRK.B's stock price due to Berkshire Hathaway Inc. garnering a disproportionate degree of public attention, regardless of actual operating performance. In addition, in the past, following periods of volatility in the overall market and the market price of a particular company's securities, securities class action litigation has often been instituted against companies such as these. Moreover, stockholder litigation like this has been filed against Berkshire Hathaway Inc. in the past. While Berkshire Hathaway Inc. continues to defend such actions, any judgment against Berkshire Hathaway Inc., or any future stockholder litigation could result in substantial costs and a diversion of the management of Berkshire Hathaway Inc.'s attention and resources. If BRK.B trading is halted, trading in Shares of the BRK.B Fund may be impacted, either temporarily or indefinitely.

Berkshire Hathaway Inc. Performance Risk. Berkshire Hathaway Inc. may fail to meet its publicly announced guidelines or other expectations about its business, which could cause the price of BRK.B to decline. Berkshire Hathaway Inc. provides guidance regarding its expected financial and business performance, such as projections regarding sales and production, as well as anticipated future revenues, gross margins, profitability and cash flows. Correctly identifying key factors affecting business conditions and predicting future events is inherently an uncertain process, and the guidance Berkshire Hathaway Inc. provides may not ultimately be accurate and has in the past been inaccurate in certain respects, such as the timing of new product manufacturing ramps. The guidance is based on certain assumptions such as those relating to global and local economic

conditions, anticipated production and sales volumes (which generally are not linear throughout a given period), average sales prices, supplier and commodity costs, and planned cost reductions. If Berkshire Hathaway Inc.'s guidance is not accurate or varies from actual results due to its inability to meet the assumptions or the impact on its financial performance that could occur as a result of various risks and uncertainties, the market value of common stock issued by Berkshire Hathaway Inc. could decline significantly.

Diversified Financial Services Industry Risk. The diversified financial services industry is comprised of financial services companies which have no dominant business line, but instead provide, or else hold interests in, a range of services which cross multiple financial industries. As such, investments in this industry may be subject to the same risks posed by investments in the preceding three industries, including adverse changes to interest rates, general economic conditions, market competition, and applicable regulations.

COIN Risk. The COIN Fund invests in options contracts that are based on the value of COIN. This subjects the COIN Fund to certain of the same risks as if it owned shares of COIN, even though it does not. By virtue of the COIN Fund's investments in options contracts that are based on the value of COIN, the COIN Fund may also be subject to the following risks:

Indirect Investment in COIN Risk. Coinbase Global, Inc. is not affiliated with the Trust, the COIN Fund, the Adviser, or their respective affiliates and is not involved with this offering in any way and has no obligation to consider your Shares in taking any corporate actions that might affect the value of Shares. Investors in the COIN Fund will not have voting rights and will not be able to influence management of the company but will be exposed to the performance of COIN (the underlying stock). Investors in the COIN Fund will not have rights to receive dividends or other distributions or any other rights with respect to the underlying stock but will be subject to declines in the performance of the underlying stock.

COIN Trading Risk. The trading price of COIN may be highly volatile and could continue to be subject to wide fluctuations in response to various factors. The stock market in general, and the market for technology companies in particular, has experienced extreme price and volume fluctuations that have often been unrelated or disproportionate to the operating performance of those companies. In particular, a large proportion of COIN may be traded by short sellers which may put pressure on the supply and demand for the common stock of Coinbase Global, Inc., further influencing volatility in its market price. Public perception and other factors outside of the control of Coinbase Global, Inc. may additionally impact COIN's stock price due to Coinbase Global, Inc. garnering a disproportionate degree of public attention, regardless of actual operating performance. In addition, in the past, following periods of volatility in the overall market and the market price of a particular company's securities, securities class action litigation has often been instituted against companies such as these. Moreover, stockholder litigation like this has been filed against Coinbase Global, Inc. in the past. While Coinbase Global, Inc. continues to defend such actions, any judgment against Coinbase Global, Inc., or any future stockholder litigation could result in substantial costs and a diversion of the management of Coinbase Global, Inc.'s attention and resources. If COIN trading is halted, trading in Shares of the COIN Fund may be impacted, either temporarily or indefinitely.

Coinbase Global, Inc. Performance Risk. Coinbase Global, Inc. may fail to meet its publicly announced guidelines or other expectations about its business, which could cause the price of COIN to decline. Coinbase Global, Inc. provides guidance regarding its expected financial and business performance, such as projections regarding sales and production, as well as anticipated future revenues, gross margins, profitability and cash flows. Correctly identifying key factors affecting business conditions and predicting future events is inherently an uncertain process, and the guidance Coinbase Global, Inc. provides may not ultimately be accurate and has in the past been inaccurate in certain respects, such as the timing of new product manufacturing ramps. The guidance is based on certain assumptions such as those relating to global and local economic conditions, anticipated production and sales volumes (which generally are not linear throughout a given period), average sales prices, supplier and commodity costs, and planned cost reductions. If Coinbase Global, Inc.'s guidance is not accurate or varies from actual results due to its inability to meet the assumptions or the impact on its financial performance that could occur as a result of various risks and uncertainties, the market value of common stock issued by Coinbase Global, Inc. could decline significantly.

Digital Assets Risk. While the Fund will not directly invest in digital assets, it will be subject to the risks associated with digital assets by virtue of its investments in options contracts that reference COIN. The technologies underpinning digital assets are highly disruptive, and the future successes of such technologies are highly uncertain. Further, because the development of digital asset technologies is in a nascent stage, digital asset companies may be rapidly eclipsed by newer and more disruptive technological advances that render current digital assets or technologies outdated or undesirable. Further, digital asset companies may be subject to the risks posed by conflicting intellectual property claims among digital assets, which may reduce confidence in the viability of a digital asset. Because of the uncertainty of digital asset technologies, the values of the securities of these companies may be highly volatile. Digital assets may be traded on exchanges that are unregulated and often located outside the United States. Digital asset exchanges may stop operating or permanently shut down due to fraud, theft, disruption, technical glitches, hackers, malware or security compromises or failures in the underlying blockchain, ledger or software. Digital Assets are also at risk of possible manipulation and vulnerabilities surrounding the use of third-party products, which may be subject to technical defects beyond a company's control. Further, digital assets are not maintained in traditional

custodial arrangements, and instead are typically held in “wallets,” which are public digital addresses accessible only by “private keys.” If a private key is stolen, lost, damaged or destroyed, the digital assets attributable to such private key may be irreversibly lost without the possibility of recovery. Over their short history, digital assets have experienced tremendous price volatility compared to traditional asset classes, and may experience significant illiquidity in stressed market conditions. The values of digital assets should not be expected to be connected or correlated to traditional economic or market forces, and the value of the investments in digital assets could decline rapidly, including to zero, as a digital asset may decline in popularity, acceptance or use, thereby impairing its price.

Financials Companies Risk. Financial companies, such as retail and commercial banks, brokerage firms, insurance companies and financial services companies, are especially subject to the adverse effects of economic recession, currency exchange rates, extensive government regulation, decreases in the availability of capital, volatile interest rates, portfolio concentrations in geographic markets, industries or products (such as commercial and residential real estate loans) and competition from new entrants and blurred distinctions in their fields of business. The extent to which the Fund may invest in a company that engages in securities-related activities or banking is limited by applicable law. Governmental regulation may change frequently and may have significant adverse consequences for companies in the financials sector, including effects not intended by such regulation. The impact of changes in capital requirements, or recent or future regulation, on any financial company or on the financials sector as a whole cannot be predicted. The financials sector can be a target of cyberattacks, and may experience technology malfunctions and disruptions. These risks may be amplified for companies that operate online and digital platforms. In recent years, cyberattacks and technology malfunctions and failures have become increasingly frequent in this sector and have reportedly caused losses to companies in this sector.

Blockchain Related Company Risk. The performance of COIN, and consequently the COIN Fund’s performance, is subject to the risks relating to companies engaged in blockchain related activities. The “blockchain” is a peer to peer, shared, digital ledger that facilitates the process of recording transactions and tracking assets. Cryptocurrencies are digital currencies that use blockchain technology to record and secure every transaction. Blockchain technology is new and its uses are in many cases untested or unclear. Blockchain related companies involved in cryptocurrencies may face volatile rates of adoption and face intense competition and potentially rapid product obsolescence. These companies may also have significant exposure to fluctuations in the spot prices of digital assets, particularly to the extent that demand for a service may increase as the spot price of digital assets increase. Many blockchain companies currently operate under less regulatory scrutiny than traditional financial services companies and banks, but there is significant risk that regulatory oversight could increase in the future. Higher levels of regulation could increase costs and adversely impact the current business models of some blockchain related companies and could even result in the outright prohibition of certain business activities. Any further restrictions imposed by governments on crypto-currency related activities may adversely impact blockchain companies. In contrast, a higher level of certainty relating to governmental regulation could serve to enhance the performance of certain blockchain-related companies. In addition, many blockchain companies store sensitive consumer information and could be the target of cybersecurity attacks and other types of theft, which could have a negative impact on these companies. Access to a given blockchain may require a specific cryptographic key (in effect a string of characters granting unique access to initiate transactions related to specific digital assets) or set of keys, the theft, loss, or destruction of which, either by accident or as a result of the efforts of a third-party, could irrevocably impair a claim to the digital assets stored on that blockchain.

DIS Risk. The Fund invests in options contracts that are based on the value of DIS. This subjects the Fund to certain of the same risks as if it owned shares of DIS, even though it does not. By virtue of the Fund’s investments in options contracts that are based on the value of DIS, the Fund may also be subject to the following risks:

Indirect Investment in DIS Risk. DIS is not affiliated with the Trust, the Fund, the Adviser, or their respective affiliates and is not involved with this offering in any way and has no obligation to consider your Shares in taking any corporate actions that might affect the value of Shares. Investors in the Fund will not have voting rights and will not be able to influence management of DIS but will be exposed to the performance of DIS (the underlying stock). Investors in the Fund will not have rights to receive dividends or other distributions or any other rights with respect to the underlying stock but will be subject to declines in the performance of the underlying stock.

DIS Trading Risk. The trading price of DIS may be highly volatile and could continue to be subject to wide fluctuations in response to various factors. The stock market in general, and the market for technology companies in particular, has experienced extreme price and volume fluctuations that have often been unrelated or disproportionate to the operating performance of those companies. In particular, a large proportion of DIS may be traded by short sellers which may put pressure on the supply and demand for the common stock of DIS, further influencing volatility in its market price. Public perception and other factors outside of the control of DIS may additionally impact DIS’s stock price due to DIS garnering a disproportionate degree of public attention, regardless of actual operating performance. In addition, in the past, following periods of volatility in the overall market and the market price of a particular company’s securities, securities class action litigation has often been instituted against companies such as these. Moreover, stockholder litigation like this has been filed against DIS in the past. While DIS continues to defend such actions, any judgment against DIS, or any future stockholder litigation could result in substantial costs

and a diversion of the management of DIS's attention and resources. If DIS trading is halted, trading in Shares of the DIS Fund may be impacted, either temporarily or indefinitely.

DIS Performance Risk. DIS may fail to meet its publicly announced guidelines or other expectations about its business, which could cause the price of DIS to decline. DIS provides guidance regarding its expected financial and business performance, such as projections regarding sales and production, as well as anticipated future revenues, gross margins, profitability and cash flows. Correctly identifying key factors affecting business conditions and predicting future events is inherently an uncertain process, and the guidance DIS provides may not ultimately be accurate and has in the past been inaccurate in certain respects, such as the timing of new product manufacturing ramps. The guidance is based on certain assumptions such as those relating to global and local economic conditions, anticipated production and sales volumes (which generally are not linear throughout a given period), average sales prices, supplier and commodity costs, and planned cost reductions. If DIS's guidance is not accurate or varies from actual results due to its inability to meet the assumptions or the impact on its financial performance that could occur as a result of various risks and uncertainties, the market value of common stock issued by DIS could decline significantly.

Movies and Entertainment Industries Risk. The entertainment industry is highly competitive and relies on consumer spending and the availability of disposable income for success. The prices of the securities of companies in the movies and entertainment industries may fluctuate widely due to competitive pressures, heavy expenses incurred for research and development of products, problems related to bringing products to market, consumer preferences and rapid obsolescence of products. Changes in technology and consumer consumption patterns may also impact the demand for entertainment products, revenue generation, and production costs. Legislative or regulatory changes and increased government supervision also may affect companies in the movies and entertainment industries.

GOOGL Risk. The GOOGL Fund invests in options contracts that are based on the value of GOOGL. This subjects the GOOGL Fund to certain of the same risks as if it owned shares of GOOGL, even though it does not. By virtue of the GOOGL Fund's investments in options contracts that are based on the value of GOOGL, the GOOGL Fund may also be subject to the following risks:

Indirect Investment in GOOGL Risk. Alphabet, Inc. is not affiliated with the Trust, the GOOGL Fund, the Adviser, or their respective affiliates and is not involved with this offering in any way and has no obligation to consider your Shares in taking any corporate actions that might affect the value of Shares. Investors in the GOOGL Fund will not have voting rights and will not be able to influence management of the company but will be exposed to the performance of GOOGL (the underlying stock). Investors in the GOOGL Fund will not have rights to receive dividends or other distributions or any other rights with respect to the underlying stock but will be subject to declines in the performance of the underlying stock.

GOOGL Trading Risk. The trading price of GOOGL may be highly volatile and could continue to be subject to wide fluctuations in response to various factors. The stock market in general, and the market for technology companies in particular, has experienced extreme price and volume fluctuations that have often been unrelated or disproportionate to the operating performance of those companies. In particular, a large proportion of GOOGL may be traded by short sellers which may put pressure on the supply and demand for the Class A common stock of Alphabet Inc., further influencing volatility in its market price. Public perception and other factors outside of the control of Alphabet Inc. may additionally impact GOOGL's stock price due to Alphabet Inc. garnering a disproportionate degree of public attention, regardless of actual operating performance. In addition, in the past, following periods of volatility in the overall market and the market price of a particular company's securities, securities class action litigation has often been instituted against companies such as these. Moreover, stockholder litigation like this has been filed against Alphabet Inc. in the past. Additionally, the U.S. Department of Justice (DOJ), various U.S. states, and other plaintiffs have filed, and may continue to file in the future, several antitrust lawsuits about various aspects of GOOGL's business, including its advertising technologies and practices, the operation and distribution of Google Search, and the operation and distribution of the Android operating system and Play Store. While Alphabet Inc. continues to defend such actions, any judgment against Alphabet Inc., or any future stockholder litigation could result in substantial costs and a diversion of the management of Alphabet Inc.'s attention and resources. If GOOGL trading is halted, trading in Shares of the GOOGL Fund may be impacted, either temporarily or indefinitely.

Alphabet Inc. Performance Risk. Alphabet Inc. may fail to meet its publicly announced guidelines or other expectations about its business, which could cause the price of GOOGL to decline. Alphabet Inc. provides guidance regarding its expected financial and business performance, such as projections regarding sales and production, as well as anticipated future revenues, gross margins, profitability and cash flows. Correctly identifying key factors affecting business conditions and predicting future events is inherently an uncertain process, and the guidance Alphabet Inc. provides may not ultimately be accurate and has in the past been inaccurate in certain respects, such as the timing of new product manufacturing ramps. The guidance is based on certain assumptions such as those relating to global and local economic conditions, anticipated production and sales volumes (which generally are not linear throughout a given period), average sales prices, supplier and commodity costs, and planned cost reductions. If Alphabet Inc.'s guidance is not accurate or varies from actual results due to its inability to meet the assumptions or the impact on its financial performance that could occur as a result of various risks and uncertainties, the market value of common stock issued by Alphabet Inc. could decline significantly.

Communication Services Sector Risk. Communication services companies may be subject to specific risks associated with legislative or regulatory changes, adverse market conditions, intellectual property use and/or increased competition. Communication services companies are particularly vulnerable to rapid advancements in technology, the innovation of competitors, rapid product obsolescence and government regulation and competition, both domestically and internationally. Additionally, fluctuating domestic and international demand, shifting demographics and often unpredictable changes in consumer tastes can drastically affect a communication services company's profitability. While all companies may be susceptible to network security breaches, certain communication services companies may be particular targets of hacking and potential theft of proprietary or consumer information or disruptions in service, which could have a material adverse effect on their businesses.

INTC Risk. The Fund invests in options contracts that are based on the value of INTC. This subjects the Fund to certain of the same risks as if it owned shares of INTC, even though it does not. By virtue of the Fund's investments in options contracts that are based on the value of INTC, the Fund may also be subject to the following risks:

Indirect Investment in INTC Risk. INTC is not affiliated with the Trust, the Fund, the Adviser, or their respective affiliates and is not involved with this offering in any way and has no obligation to consider your Shares in taking any corporate actions that might affect the value of Shares. Investors in the Fund will not have voting rights and will not be able to influence the management of INTC but will be exposed to the performance of INTC (the underlying stock). Investors in the Fund will not have rights to receive dividends or other distributions or any other rights with respect to the underlying stock but will be subject to declines in the performance of the underlying stock.

INTC Trading Risk. The trading price of INTC may be highly volatile and could continue to be subject to wide fluctuations in response to various factors. The stock market in general, and the market for technology companies in particular, has experienced extreme price and volume fluctuations that have often been unrelated or disproportionate to the operating performance of those companies. In particular, a large proportion of INTC may be traded by short sellers which may put pressure on the supply and demand for the common stock of INTC, further influencing volatility in its market price. Public perception and other factors outside of the control of INTC may additionally impact INTC's stock price due to INTC garnering a disproportionate degree of public attention, regardless of actual operating performance. In addition, in the past, following periods of volatility in the overall market and the market price of a particular company's securities, securities class action litigation has often been instituted against companies such as these. Moreover, stockholder litigation like this has been filed against INTC in the past. While INTC continues to defend such actions, any judgment against INTC, or any future stockholder litigation could result in substantial costs and a diversion of the management of INTC's attention and resources. If INTC trading is halted, trading in Shares of the INTC Fund may be impacted, either temporarily or indefinitely.

INTC Performance Risk. INTC may fail to meet its publicly announced guidelines or other expectations about its business, which could cause the price of INTC to decline. INTC provides guidance regarding its expected financial and business performance, such as projections regarding sales and production, as well as anticipated future revenues, gross margins, profitability and cash flows. Correctly identifying key factors affecting business conditions and predicting future events is inherently an uncertain process, and the guidance INTC provides may not ultimately be accurate and has in the past been inaccurate in certain respects, such as the timing of new product manufacturing ramps. The guidance is based on certain assumptions such as those relating to global and local economic conditions, anticipated production and sales volumes (which generally are not linear throughout a given period), average sales prices, supplier and commodity costs, and planned cost reductions. If INTC's guidance is not accurate or varies from actual results due to its inability to meet the assumptions or the impact on its financial performance that could occur as a result of various risks and uncertainties, the market value of common stock issued by INTC could decline significantly.

Semiconductor Industry Risk. Competitive pressures may have a significant effect on the financial condition of semiconductor companies and, as product cycles shorten and manufacturing capacity increases, these companies may become increasingly subject to aggressive pricing, which hampers profitability. Reduced demand for end-user products, under-utilization of manufacturing capacity, and other factors could adversely impact the operating results of companies in the semiconductor sector. Semiconductor companies typically face high capital costs and may be heavily dependent on intellectual property rights. The semiconductor sector is highly cyclical, which may cause the operating results of many semiconductor companies to vary significantly. The industry is complex and global in nature, with manufacturing plants predominantly located in East Asia. Because of this, it is subject to numerous risks, including geopolitical tensions, earthquakes, and extreme weather events. The stock prices of companies in the semiconductor sector have been and likely will continue to be extremely volatile.

JPM Risk. The Fund invests in options contracts that are based on the value of JPM. This subjects the Fund to certain of the same risks as if it owned shares of JPM, even though it does not. By virtue of the Fund's investments in options contracts that are based on the value of JPM, the Fund may also be subject to the following risks:

Indirect Investment in JPM Risk. JPM is not affiliated with the Trust, the Fund, the Adviser, or their respective affiliates and is not involved with this offering in any way and has no obligation to consider your Shares in taking any corporate actions that

might affect the value of Shares. Investors in the Fund will not have voting rights and will not be able to influence management of JPM but will be exposed to the performance of JPM (the underlying stock). Investors in the Fund will not have rights to receive dividends or other distributions or any other rights with respect to the underlying stock but will be subject to declines in the performance of the underlying stock.

JPM Trading Risk. The trading price of JPM may be highly volatile and could continue to be subject to wide fluctuations in response to various factors. The stock market in general, and the market for technology companies in particular, has experienced extreme price and volume fluctuations that have often been unrelated or disproportionate to the operating performance of those companies. In particular, a large proportion of JPM may be traded by short sellers which may put pressure on the supply and demand for the common stock of JPM, further influencing volatility in its market price. Public perception and other factors outside of the control of JPM may additionally impact JPM's stock price due to JPM garnering a disproportionate degree of public attention, regardless of actual operating performance. In addition, in the past, following periods of volatility in the overall market and the market price of a particular company's securities, securities class action litigation has often been instituted against companies such as these. Moreover, stockholder litigation like this has been filed against JPM in the past. While JPM continues to defend such actions, any judgment against JPM, or any future stockholder litigation could result in substantial costs and a diversion of the management of JPM's attention and resources. If JPM trading is halted, trading in Shares of the JPM Fund may be impacted, either temporarily or indefinitely.

JPM Performance Risk. JPM may fail to meet its publicly announced guidelines or other expectations about its business, which could cause the price of JPM to decline. JPM provides guidance regarding its expected financial and business performance, such as projections regarding sales and production, as well as anticipated future revenues, gross margins, profitability and cash flows. Correctly identifying key factors affecting business conditions and predicting future events is inherently an uncertain process, and the guidance JPM provides may not ultimately be accurate and has in the past been inaccurate in certain respects, such as the timing of new product manufacturing ramps. The guidance is based on certain assumptions such as those relating to global and local economic conditions, anticipated production and sales volumes (which generally are not linear throughout a given period), average sales prices, supplier and commodity costs, and planned cost reductions. If JPM's guidance is not accurate or varies from actual results due to its inability to meet the assumptions or the impact on its financial performance that could occur as a result of various risks and uncertainties, the market value of common stock issued by JPM could decline significantly.

JPM's accelerated computing platforms address four large markets: Gaming, Data Center, Professional Visualization, and Automotive. These markets experience rapid changes in technology, customer requirements, new product introductions and enhancements, and industry standards.

Banking Industry Risk. Banks depend upon being able to obtain funds at reasonable costs and upon liquidity in the capital and credit markets to finance their lending and other operations which makes banks sensitive to changes in money market and general economic conditions. When a bank's borrowers have financial trouble, their failure to repay the bank will adversely affect the bank's financial situation. Banks are also highly regulated. Decisions by regulators may limit the loans banks make and the interest rates and fees they charge, and may reduce a bank's profitability. Banks may also be subject to severe price competition. Competition is high among banking companies and failure to maintain or increase market share may result in lost market value.

META Risk. The META Fund invests in options contracts that are based on the value of META. This subjects the META Fund to certain of the same risks as if it owned shares of META, even though it does not. By virtue of the META Fund's investments in options contracts that are based on the value of META, the META Fund may also be subject to the following risks:

Indirect Investment in META Risk. Meta Platforms, Inc. is not affiliated with the Trust, the META Fund, the Adviser, or their respective affiliates and is not involved with this offering in any way and has no obligation to consider your Shares in taking any corporate actions that might affect the value of Shares. Investors in the META Fund will not have voting rights and will not be able to influence management of the company but will be exposed to the performance of META (the underlying stock). Investors in the META Fund will not have rights to receive dividends or other distributions or any other rights with respect to the underlying stock but will be subject to declines in the performance of the underlying stock.

META Trading Risk. The trading price of META may be highly volatile and could continue to be subject to wide fluctuations in response to various factors. The stock market in general, and the market for technology companies in particular, has experienced extreme price and volume fluctuations that have often been unrelated or disproportionate to the operating performance of those companies. In particular, a large proportion of META may be traded by short sellers which may put pressure on the supply and demand for the common stock of Meta Platforms, Inc., further influencing volatility in its market price. Public perception and other factors outside of the control of Meta Platforms, Inc. may additionally impact META's stock price due to Meta Platforms, Inc. garnering a disproportionate degree of public attention, regardless of actual operating performance. In addition, in the past, following periods of volatility in the overall market and the market price of a particular company's securities, securities class action litigation has often been instituted against companies such as these. Moreover,

stockholder litigation like this has been filed against Meta Platforms, Inc. in the past. While Meta Platforms, Inc. continues to defend such actions, any judgment against Meta Platforms, Inc., or any future stockholder litigation could result in substantial costs and a diversion of the management of Meta Platforms, Inc.'s attention and resources. If META trading is halted, trading in Shares of the META Fund may be impacted, either temporarily or indefinitely.

Meta Platforms, Inc. Performance Risk. Meta Platforms, Inc. may fail to meet its publicly announced guidelines or other expectations about its business, which could cause the price of META to decline. Meta Platforms, Inc. provides guidance regarding its expected financial and business performance, such as projections regarding sales and production, as well as anticipated future revenues, gross margins, profitability and cash flows. Correctly identifying key factors affecting business conditions and predicting future events is inherently an uncertain process, and the guidance Meta Platforms, Inc. provides may not ultimately be accurate and has in the past been inaccurate in certain respects, such as the timing of new product manufacturing ramps. The guidance is based on certain assumptions such as those relating to global and local economic conditions, anticipated production and sales volumes (which generally are not linear throughout a given period), average sales prices, supplier and commodity costs, and planned cost reductions. If Meta Platforms, Inc.'s guidance is not accurate or varies from actual results due to its inability to meet the assumptions or the impact on its financial performance that could occur as a result of various risks and uncertainties, the market value of common stock issued by Meta Platforms, Inc. could decline significantly.

Communication Services Sector Risk. Communication services companies may be subject to specific risks associated with legislative or regulatory changes, adverse market conditions, intellectual property use and/or increased competition. Communication services companies are particularly vulnerable to rapid advancements in technology, the innovation of competitors, rapid product obsolescence and government regulation and competition, both domestically and internationally. Additionally, fluctuating domestic and international demand, shifting demographics and often unpredictable changes in consumer tastes can drastically affect a communication services company's profitability. While all companies may be susceptible to network security breaches, certain communication services companies may be particular targets of hacking and potential theft of proprietary or consumer information or disruptions in service, which could have a material adverse effect on their businesses.

Call Strategy Risks. The path dependency (i.e., the continued use) of a Fund's call writing strategy will impact the extent that a Fund participates in the positive price returns of the underlying stock and, in turn, the Fund's returns, both during the term of the sold call options and over longer time periods. If, for example, each month the Fund were to sell 7% out-of-the-money call options having a one-month term, the Fund's participation in the positive price returns of the underlying stock will be capped at 7% in any given month. However, over a longer period (e.g., 5 months), the Fund should not be expected to participate fully in the first 35% (i.e., 5 months x 7%) of the positive price returns of the underlying stock, or the Fund may even lose money, even if the underlying stock share price has appreciated by at least that much over such period, if during any month over that period the underlying stock had a return less than 7%. This example illustrates that both a Fund's participation in the positive price returns of an underlying stock and its returns will depend not only on the price of the underlying stock but also on the path that such stock takes over time.

Additionally, when implementing the Covered Call Spread Strategy, the use of credit call spreads introduces further complexities and risks. While purchasing a higher-strike call option limits potential losses from the short call position, it also reduces the net premium received, which may result in lower overall returns compared to a stand-alone covered call strategy. If the price of the Underlying Security rises rapidly, the call spread may still cap upside participation, leading to missed profit opportunities. Furthermore, market conditions, such as mispricing between near-the-money and further out-of-the-money options, may impact the effectiveness of the strategy, potentially resulting in lower-than-expected returns or increased losses. The relative pricing of options at different strike levels can vary due to volatility shifts, liquidity constraints, or other market dynamics, adding an additional layer of uncertainty to the Fund's performance under this strategy.

Counterparty Risk. Each Fund is subject to counterparty risk by virtue of its investments in options contracts. Transactions in some types of derivatives, including options, are required to be centrally cleared ("cleared derivatives"). In a transaction involving cleared derivatives, a Fund's counterparty is a clearing house rather than a bank or broker. Since the Funds are not members of clearing houses and only members of a clearing house ("clearing members") can participate directly in the clearing house, the Funds will hold cleared derivatives through accounts at clearing members. In cleared derivatives positions, a Fund will make payments (including margin payments) to and receive payments from a clearing house through their accounts at clearing members. Customer funds held at a clearing organization in connection with any options contracts are held in a commingled omnibus account and are not identified to the name of the clearing member's individual customers. As a result, assets deposited by a Fund with any clearing member as margin for options may, in certain circumstances, be used to satisfy losses of other clients of a Fund's clearing member. In addition, although clearing members guarantee performance of their clients' obligations to the clearing house, there is a risk that the assets of a Fund might not be fully protected in the event of the clearing member's bankruptcy, as a Fund would be limited to recovering only a pro rata share of all available funds segregated on behalf of the clearing member's customers for the relevant account class. Each Fund is also subject to the risk that a limited number of clearing members are willing to transact on the Fund's behalf, which heightens the risks associated with a clearing member's default. This risk is greater for the Funds as they seek to hold options contracts on a single security, and not a broader

range of options contracts, which may limited the number of clearing members that are willing to transact on the Funds' behalf. If a clearing member defaults a Fund could lose some or all of the benefits of a transaction entered into by the Fund with the clearing member. If a Fund cannot find a clearing member to transact with on the Fund's behalf, the Fund may be unable to effectively implement its investment strategy.

Derivatives Risk. The Funds' derivative investments have risks, including the imperfect correlation between the value of such instruments and the underlying assets; the loss of principal, including the potential loss of amounts greater than the initial amount invested in the derivative instrument; the possible default of the other party to the transaction; and illiquidity of the derivative investments. Use of derivatives could also result in a loss if the counterparty to the transaction does not perform as promised, including because of such counterparty's bankruptcy or insolvency. This risk may be greater during volatile market conditions. Other risks include the inability to close out a position because the trading market becomes illiquid (particularly in the OTC markets) or the availability of counterparties becomes limited for a period of time. In addition, the presence of speculators in a particular market could lead to price distortions.

Certain of the Funds' transactions in derivatives could also affect the amount, timing, and character of distributions to shareholders, which may result in a Fund realizing more short-term capital gain and ordinary income subject to tax at ordinary income tax rates than it would if it did not engage in such transactions, which may adversely impact such Fund's after-tax returns.

In addition, each Fund's investments in derivatives are subject to the following risks:

Options Contracts. The use of options contracts involves investment strategies and risks different from those associated with ordinary portfolio securities transactions. The prices of options are volatile and are influenced by, among other things, actual and anticipated changes in the value of the underlying instrument, including the anticipated volatility, which are affected by fiscal and monetary policies and by national and international political, changes in the actual or implied volatility or the reference asset, the time remaining until the expiration of the option contract and economic events. For each of the Funds, the value of the options contracts in which the Fund invests are substantially influenced by the value of the applicable underlying stock. The Funds may experience substantial downside from specific option positions and certain option positions held by a Fund may expire worthless. The options held by the Funds are exercisable at the strike price on their expiration date. As an option approaches its expiration date, its value typically increasingly moves with the value of the underlying instrument. However, prior to such date, the value of an option generally does not increase or decrease at the same rate at the underlying instrument. There may at times be an imperfect correlation between the movement in the values of options contracts and the reference asset, and there may at times not be a liquid secondary market for certain options contracts. The value of the options held by the Funds will be determined based on market quotations or other recognized pricing methods. Additionally, as each Fund intends to continuously maintain indirect exposure to the applicable underlying stock through the use of options contracts, as the options contracts it holds are exercised or expire it will enter into new options contracts, a practice referred to as "rolling." If the expiring options contracts do not generate proceeds enough to cover the cost of entering into new options contracts, a Fund may experience losses.

Distribution Risk. As part of the Funds' investment objectives, the Funds seek to provide current monthly income. There is no assurance that the Funds will make a distribution in any given month. If a Fund makes distributions, the amounts of such distributions will likely vary greatly from one distribution to the next. Additionally, monthly distributions, if any, may consist of returns of capital, which would decrease the Fund's NAV and trading price over time. As a result, an investor may suffer significant losses to their investment. In addition, the underlying stock may pay dividends, the Fund's returns will not include any dividends paid by the underlying stock, and any income generated by the Fund may be less than the income generated by a direct investment in the underlying stock.

ETF Risk.

Authorized Participants, Market Makers, and Liquidity Providers Concentration Risk. The Funds have a limited number of financial institutions that are authorized to purchase and redeem Shares directly from the Fund (known as "Authorized Participants" or "APs"). In addition, there may be a limited number of market makers and/or liquidity providers in the marketplace. To the extent either of the following events occur, Shares may trade at a material discount to NAV and possibly face delisting: (i) APs exit the business or otherwise become unable to process creation and/or redemption orders and no other APs step forward to perform these services; or (ii) market makers and/or liquidity providers exit the business or significantly reduce their business activities and no other entities step forward to perform their functions.

Cash Redemption Risk. Each Fund's investment strategy may require it to redeem Shares for cash or to otherwise include cash as part of its redemption proceeds. For example, a Fund may not be able to redeem in-kind certain securities held by the Fund (e.g., derivative instruments). In such a case, a Fund may be required to sell or unwind portfolio investments to obtain the cash needed to distribute redemption proceeds. This may cause a Fund to recognize a capital gain that it might not have recognized if it had made a redemption in-kind. As a result, a Fund may pay out higher annual capital gain distributions than if the in-kind redemption process was used. By paying out higher annual capital gain distributions, investors may be subjected to increased capital gains taxes. Additionally, there may be brokerage costs or taxable gains or losses that may be imposed on a Fund in connection with a cash

redemption that may not have occurred if the Fund had made a redemption in-kind. These costs could decrease the value of a Fund to the extent they are not offset by a transaction fee payable by an AP.

Costs of Buying or Selling Shares. Due to the costs of buying or selling Shares, including brokerage commissions imposed by brokers and bid-ask spreads, frequent trading of Shares may significantly reduce investment results and an investment in Shares may not be advisable for investors who anticipate regularly making small investments.

Management Risk. The Fund is subject to management risk because it is an actively managed portfolio. In managing the Fund's investment portfolio, the portfolio managers will apply investment techniques and risk analyses that may not produce the desired result. There can be no guarantee that the Fund will meet its investment objective.

Shares May Trade at Prices Other Than NAV. As with all ETFs, Shares may be bought and sold in the secondary market at market prices. Although it is expected that the market price of Shares will approximate the Fund's NAV, there may be times when the market price of Shares is more than the NAV intra-day (premium) or less than the NAV intra-day (discount) due to supply and demand of Shares or during periods of market volatility. This risk is heightened in times of market volatility, periods of steep market declines, and periods when there is limited trading activity for Shares in the secondary market, in which case such premiums or discounts may be significant.

Trading. Although Shares are listed on a national securities exchange, such as the Exchange, and may be traded on U.S. exchanges other than the Exchange, there can be no assurance that an active trading market for the Shares will develop or be maintained or that the Shares will trade with any volume, or at all, on any stock exchange. This risk may be greater for the Funds as they seek to have exposure to a single underlying stock as opposed to a more diverse portfolio like a traditional pooled investment. In stressed market conditions, the liquidity of Shares may begin to mirror the liquidity of a Fund's underlying portfolio holdings, which can be significantly less liquid than Shares. Shares trade on the Exchange at market price that may be below, at or above a Fund's NAV. Trading in Shares on the Exchange may be halted due to market conditions or for reasons that, in the view of the Exchange, make trading in Shares inadvisable. In addition, trading in Shares on the Exchange is subject to trading halts caused by extraordinary market volatility pursuant to the Exchange "circuit breaker" rules. There can be no assurance that the requirements of the Exchange necessary to maintain the listing of a Fund will continue to be met or will remain unchanged. In the event of an unscheduled market close for options contracts that reference a single stock, such as the Underlying Issuers' securities being halted or a market wide closure, settlement prices will be determined by the procedures of the listing exchange of the options contracts. As a result, a Fund could be adversely affected and be unable to implement its investment strategies in the event of an unscheduled closing.

High Portfolio Turnover Risk. The Funds may actively and frequently trade all or a significant portion of the securities in its portfolio. A high portfolio turnover rate increases transaction costs, which may increase a Fund's expenses. Frequent trading may also cause adverse tax consequences for investors in the Funds due to an increase in short-term capital gains.

Inflation Risk. Inflation risk is the risk that the value of assets or income from investments will be less in the future as inflation decreases the value of money. As inflation increases, the present value of the Fund's assets and distributions, if any, may decline.

Liquidity Risk. Some securities held by the Funds, including options contracts, may be difficult to sell or be illiquid, particularly during times of market turmoil. This risk is greater to the Funds as they will hold options contracts on a single security, and not a broader range of options contracts. Markets for securities or financial instruments could be disrupted by a number of events, including, but not limited to, an economic crisis, natural disasters, epidemics/pandemics, new legislation or regulatory changes inside or outside the United States. Illiquid securities may be difficult to value, especially in changing or volatile markets. If a Fund is forced to sell an illiquid security at an unfavorable time or price, such Fund may be adversely impacted. Certain market conditions or restrictions, such as market rules related to short sales, may prevent a Fund from limiting losses, realizing gains or achieving a high correlation with the applicable Underlying Issuer. There is no assurance that a security that is deemed liquid when purchased will continue to be liquid. Market illiquidity may cause losses for the Funds.**Money Market Instrument Risk.** The Funds may use a variety of money market instruments for cash management purposes, including money market funds, depositary accounts and repurchase agreements. Repurchase agreements are contracts in which a seller of securities agrees to buy the securities back at a specified time and price. Repurchase agreements may be subject to market and credit risk related to the collateral securing the repurchase agreement. Money market instruments, including money market funds, may lose money through fees or other means.

NAV Erosion Risk Due to Distributions. If a Fund makes a distribution, the Fund's NAV will typically drop by the amount of the distribution on the related ex-dividend date. The repeated payment of distributions, if any, by a Fund may significantly erode the Fund's NAV and trading price over time. As a result, an investor may suffer significant losses to their investment.

New/Newer Fund Risk. Each Fund is recently organized with either a limited operating history or no operating history. As a result, prospective investors have either a limited track record or no history on which to base their investment decisions. There can be no assurance that a Fund will grow to or maintain an economically viable size.

Non-Diversification Risk. Because each Fund is “non-diversified,” a Fund may invest a greater percentage of its assets in the securities of a single issuer or a smaller number of issuers than if it was a diversified fund. As a result, a decline in the value of an investment in a single issuer or a smaller number of issuers could cause a Fund’s overall value to decline to a greater degree than if such Fund held a more diversified portfolio. This may increase the Fund’s volatility and cause the performance of a relatively smaller number of issuers have a greater impact on such Fund’s performance.

Operational Risk. Each Fund is subject to risks arising from various operational factors, including, but not limited to, human error, processing and communication errors, errors of the Funds’ service providers, counterparties or other third-parties, failed or inadequate processes and technology or systems failures. Each Fund relies on third-parties for a range of services, including custody. Any delay or failure relating to engaging or maintaining such service providers may affect a Fund’s ability to meet its investment objective. Although the Funds and the Funds’ investment advisor seek to reduce these operational risks through controls and procedures, there is no way to completely protect against such risks.

Price Participation Risk. Each Fund employs an investment strategy that includes the sale of call option contracts, which limits the degree to which such Fund will participate in increases in value experienced by the applicable Underlying Issuer over the Call Period. This means that if the Underlying Issuer experiences an increase in value above the strike price of the sold call options during a Call Period, the applicable Fund will likely not experience that increase to the same extent and may significantly underperform such Underlying Issuer over the Call Period. Additionally, because each Fund is limited in the degree to which it will participate in increases in value experienced by the Underlying Issuer over each Call Period but has full exposure to any decreases in value experienced by the Underlying Issuer over the Call Period, the NAV of the Fund may decrease over any given time period. Each Fund’s NAV is dependent on the value of each options portfolio, which is based principally upon the performance of the Underlying Issuer. The degree of participation in Underlying Issuer gains a Fund will experience will depend on prevailing market conditions, especially market volatility, at the time such Fund enters into the sold call option contracts and will vary from Call Period to Call Period. The value of the options contracts is affected by changes in the value and dividend rates of the Underlying Issuer, changes in interest rates, changes in the actual or perceived volatility of the Underlying Issuer and the remaining time to the options’ expiration, as well as trading conditions in the options market. As the price of the Underlying Issuer changes and time moves towards the expiration of each Call Period, the value of the options contracts, and therefore a Fund’s NAV, will change. However, it is not expected for a Fund’s NAV to directly correlate on a day-to-day basis with the returns of the Underlying Issuer. The amount of time remaining until the option contract’s expiration date affects the impact of the potential options contract income on a Fund’s NAV, which may not be in full effect until the expiration date of the Fund’s options contracts. Therefore, while changes in the price of the Underlying Issuer will result in changes to a Fund’s NAV, the Funds generally anticipate that the rate of change in a Fund’s NAV will be different than that experienced by the Underlying Issuer.

Market Events Risk. The Fund’s investments are subject to changes in general economic conditions, general market fluctuations and the risks inherent in investment in securities and other financial instruments. Investment markets can be volatile and prices of investments can change substantially due to various factors including, but not limited to, economic growth or recession, changes in interest rates, inflation, changes in the actual or perceived creditworthiness of issuers, and general market liquidity. The Fund is subject to the risk that geopolitical events will disrupt securities and other financial markets and adversely affect global economies and markets. Local, regional or global events such as war, military conflicts, acts of terrorism, natural disasters, the spread of infectious illness or other public health issues, or other events could have a significant impact on the Fund and its investments. Continuing uncertainties regarding interest rates, rising inflation, political events, rising government debt in the U.S. and trade tensions also contribute to market volatility. Conflict, loss of life and disaster connected to ongoing armed conflict between Ukraine and Russia in Europe and between Israel and Hamas in the Middle East could have severe adverse effects on the related region, including significant adverse effects on the regional or global economies and the markets for certain securities. The U.S. and the European Union have imposed sanctions on certain Russian individuals and companies, including certain financial institutions, and have limited certain exports and imports to and from Russia. These conflicts have contributed to recent market volatility and may continue to do so.

Significant market volatility and market downturns may limit the Funds’ ability to sell securities and obtain long exposure to securities, and a Funds’ sales and long exposures may exacerbate the market volatility and downturn. Under such circumstances, a Fund may have difficulty achieving its investment objective for one or more trading days, which may adversely impact a Fund’s returns on those days and periods inclusive of those days. Alternatively, a Fund may incur higher costs in order to achieve its investment objective and may be forced to purchase and sell securities (including other ETFs’ shares) at market prices that do not represent their fair value (including in the case of an ETF, its NAV) or at times that result in differences between the price such Fund receives for the security and the market closing price of the security. Under those circumstances, a Fund’s ability to track the applicable Underlying Issuer is likely to be adversely affected, the market price of Shares may reflect a greater premium or discount to NAV and bid-ask spreads in Shares may widen, resulting in increased transaction costs for secondary market purchasers and sellers.

Single Issuer Risk. Issuer-specific attributes may cause an investment in a Fund to be more volatile than a traditional pooled investment which diversifies risk or the market generally. The value of the Fund, which focuses an individual security (the underlying stock), may be more volatile than a traditional pooled investment or the market as a whole and may perform differently from the value of a traditional pooled investment or the market as a whole.

Tax Risk. The Funds intend to elect and to qualify each year to be treated as a RIC under Subchapter M of the Code. As a RIC, each Fund will not be subject to U.S. federal income tax on the portion of its net investment income and net capital gain that it distributes to Shareholders, provided that it satisfies certain requirements of the Code. If a Fund does not qualify as a RIC for any taxable year and certain relief provisions are not available, the Fund's taxable income will be subject to tax at the Fund level and to a further tax at the shareholder level when such income is distributed. To comply with the asset diversification test applicable to a RIC, each Fund will attempt to ensure that the value of options it holds is never 25% of the total value of Fund assets at the close of any quarter. In particular, in combination with each Fund's use of a "synthetic" strategy (i.e., purchasing exposure to the underlying stock through a combination of put and call options), each Fund maintains a portfolio of treasury securities, which are expected to enable the Fund to meet the diversification requirements. If a Fund's investments in options were to exceed 25% of the Fund's total assets at the end of a tax quarter, the Fund, generally, has a grace period to cure such lack of compliance. If a Fund fails to timely cure, it may no longer be eligible to be treated as a RIC.

U.S. Government and U.S. Agency Obligations Risk. The Funds may invest in securities issued by the U.S. government or its agencies or instrumentalities. U.S. Government obligations include securities issued or guaranteed as to principal and interest by the U.S. Government, its agencies or instrumentalities, such as the U.S. Treasury. Payment of principal and interest on U.S. Government obligations may be backed by the full faith and credit of the United States or may be backed solely by the issuing or guaranteeing agency or instrumentality itself. In the latter case, the investor must look principally to the agency or instrumentality issuing or guaranteeing the obligation for ultimate repayment, which agency or instrumentality may be privately owned. There can be no assurance that the U.S. Government would provide financial support to its agencies or instrumentalities (including government-sponsored enterprises) where it is not obligated to do so.

PORTFOLIO HOLDINGS

Information about each Fund's daily portfolio holdings is available on the Funds' website at www.yieldmaxetfs.com.

A complete description of each Fund's policies and procedures with respect to the disclosure of a Fund's portfolio holdings is available in the Fund's SAI.

MANAGEMENT

Investment Adviser

Tidal Investments LLC ("Tidal" or the "Adviser"), located at 234 West Florida Street, Suite 203, Milwaukee, Wisconsin 53204, is an SEC registered investment adviser and a Delaware limited liability company. Tidal was founded in March 2012 and is dedicated to understanding, researching and managing assets within the expanding ETF universe. As of January 31, 2025, Tidal had assets under management of approximately \$29.72 billion and served as the investment adviser or sub-adviser for 194 registered funds.

Tidal serves as investment adviser to the Funds and has overall responsibility for the general management and administration of the Funds pursuant to an investment advisory agreement with the Trust, on behalf of each Fund (the "Advisory Agreement"). The Adviser is responsible for trading portfolio securities for each Fund, including selecting broker-dealers to execute purchase and sale transactions. The Adviser also arranges for sub-advisory, transfer agency, custody, fund administration, and all other related services necessary for the Fund to operate. For the services provided to the Funds, each Fund pays the Adviser a unified management fee of 0.99%, which is calculated daily and paid monthly, at an annual rate based on such Fund's average daily net assets.

Under the Advisory Agreement, in exchange for a single unitary management fee from the Fund, the Adviser has agreed to pay all expenses incurred by such Fund except for interest charges on any borrowings made for investment purposes, dividends and other expenses on securities sold short, taxes, brokerage commissions and other expenses incurred in placing orders for the purchase and sale of securities and other investment instruments, acquired fund fees and expenses, accrued deferred tax liability, extraordinary expenses, distribution fees and expenses paid by a Fund under any distribution plan adopted pursuant to Rule 12b-1 under the 1940 Act, and the unitary management fee payable to the Adviser (collectively, the "Excluded Expenses").

Agreements

A discussion regarding the basis for the Board's most recent approval of a Fund Advisory Agreement is available in the October 31, 2024 Certified Shareholder Report on Form N-CSR.

Portfolio Managers

The following individuals (each, a "Portfolio Manager") have served as portfolio managers of each Fund since inception in 2023, 2024, or 2025, as applicable. Mr. Pestrighelli is primarily responsible for the day-to-day management of each Fund, and Ms. Duan and Mr. Ragauss oversee trading and execution for the Fund.

Jay Pestrighelli, Portfolio Manager for the Adviser

Mr. Pestrighelli joined the Adviser in 2025 and is Chief Trading Officer of the Adviser's ETF Trading and Portfolio Management team. Mr. Pestrighelli has over 30 years of experience in the financial markets. Prior to joining the Adviser, Mr. Pestrighelli co-founded ZEGA Financial, LLC ("ZEGA") where he led the development and execution of ZEGA's investment strategies since its inception in 2011. He is also the author of the best-selling book "Buy & Hedge: The Five Iron Rules for Investing Over the Long Term." Prior to founding ZEGA, Mr. Pestrighelli spent 12 years managing and growing the online trading business for TD Ameritrade from 1999 to 2010. Mr. Pestrighelli has a Bachelor degree in Behavioral Science from Concordia College.

Qiao Duan, CFA, Portfolio Manager for the Adviser

Ms. Duan serves as Portfolio Manager at the Adviser, having joined the firm in October 2020. From February 2017 to October 2020, she was an execution Portfolio Manager at Exponential ETFs, where she managed research and analysis relating to all Exponential ETF strategies. Ms. Duan previously served as a portfolio manager for the Exponential ETFs from their inception in May 2019 until October 2020. Ms. Duan received a Master of Science in Quantitative Finance and Risk Management from the University of Michigan in 2016 and a Bachelor of Science in Mathematics and Applied Mathematics from Xiamen University in 2014. She holds the CFA designation.

Charles A. Ragauss, CFA, Portfolio Manager for the Adviser

Mr. Ragauss serves as Portfolio Manager of the Adviser, having joined the Adviser in September 2020. Mr. Ragauss previously served as Chief Operating Officer and in other roles at CSat Investment Advisory, L.P. from April 2016 to September 2020. Previously, Mr. Ragauss was Assistant Vice President at Huntington National Bank ("Huntington"), where he was Product Manager for the Huntington Funds and Huntington Strategy Shares ETFs, a combined fund complex of almost \$4 billion in assets under management. At Huntington, he led ETF development bringing to market some of the first actively managed ETFs. Mr. Ragauss joined Huntington in 2010. Mr. Ragauss attended Grand Valley State University where he received his Bachelor of Business Administration in Finance and International Business, as well as a minor in French. He is a member of both the National and West Michigan CFA societies and holds the CFA designation.

CFA[®] is a registered trademark owned by the CFA Institute.

The Funds' SAI provides additional information about each portfolio manager's compensation structure, other accounts that each portfolio manager manages, and each portfolio manager's ownership of Shares.

Fund Supporters

The Adviser, Tidal ETF Services LLC, ZEGA, Lucania Investments LLC ("Lucania"), and Level ETF Ventures LLC ("Level," and together with the Adviser, ZEGA and Lucania, the "Supporters" and each a "Supporter") have entered into a fund support agreement pursuant to which each Supporter has agreed to provide financial support (as described below) to the Funds. Every month, the unitary management fees for each Fund are calculated and paid to the Adviser, and the Adviser retains a portion of the unitary management fees from each Fund. In return for its financial support for the Funds, the Adviser has agreed to pay each Supporter a portion of any remaining profits generated by the unitary management fees for the Funds. If the aggregate amount of the unitary management fees for the Funds exceeds the aggregate of the Funds' operating expenses and the Adviser-retained amounts, that excess amount is considered "remaining profit." In that case, the Adviser will pay a portion of the remaining profits to the Supporters. Further, if the aggregate amount of the unitary management fees for the Funds is less than the aggregate of Funds' operating expenses and the Adviser-retained amounts, each Supporter is obligated to reimburse the Adviser for a portion of the shortfall.

HOW TO BUY AND SELL SHARES

Each Fund issues and redeems Shares only in Creation Units at the NAV per share next determined after receipt of an order from an AP. Only APs may acquire Shares directly from a Fund, and only APs may tender their Shares for redemption directly to the Funds, at NAV. APs must be a member or participant of a clearing agency registered with the SEC and must execute a Participant Agreement that has been agreed to by the Distributor (defined below), and that has been accepted by a Fund's transfer agent, with respect to purchases and redemptions of Creation Units. Once created, Shares trade in the secondary market in quantities less than a Creation Unit.

In order to purchase Creation Units of a Fund, an AP must generally deposit a designated portfolio of equity securities (the "Deposit Securities") and/or a designated amount of U.S. cash. Purchases and redemptions of Creation Units primarily with cash, rather than through in-kind delivery of portfolio securities, may cause the Funds to incur certain costs. These costs could include brokerage costs or taxable gains or losses that it might not have incurred if it had made redemption in-kind. These costs could be imposed on a Fund, and thus decrease the Fund's NAV, to the extent that the costs are not offset by a transaction fee payable by an AP. Most investors buy and sell Shares in secondary market transactions through brokers. Individual Shares are listed for trading on the secondary market on the Exchange and can be bought and sold throughout the trading day like other publicly traded securities.

When buying or selling Shares through a broker, you will incur customary brokerage commissions and charges, and you may pay some or all of the spread between the bid and the offer price in the secondary market on each leg of a round trip (purchase and sale) transaction.

In addition, because secondary market transactions occur at market prices, you may pay more than NAV when you buy Shares, and receive less than NAV when you sell those Shares.

Book Entry

Shares are held in book-entry form, which means that no stock certificates are issued. The Depository Trust Company (“DTC”) or its nominee is the record owner of all outstanding Shares.

Investors owning Shares are beneficial owners as shown on the records of DTC or its participants. DTC serves as the securities depository for all Shares. DTC’s participants include securities brokers and dealers, banks, trust companies, clearing corporations and other institutions that directly or indirectly maintain a custodial relationship with DTC. As a beneficial owner of Shares, you are not entitled to receive physical delivery of stock certificates or to have Shares registered in your name, and you are not considered a registered owner of Shares. Therefore, to exercise any right as an owner of Shares, you must rely upon the procedures of DTC and its participants. These procedures are the same as those that apply to any other securities that you hold in book-entry or “street name” through your brokerage account.

Frequent Purchases and Redemptions of Shares

None of the Funds imposes any restrictions on the frequency of purchases and redemptions of Shares. In determining not to approve a written, established policy, the Board evaluated the risks of market timing activities by a Fund’s shareholders. Purchases and redemptions by APs, who are the only parties that may purchase or redeem Shares directly with a Fund, are an essential part of the ETF process and help keep Share trading prices in line with the NAV. As such, the Funds accommodate frequent purchases and redemptions by APs. However, the Board has also determined that frequent purchases and redemptions for cash may increase tracking error and portfolio transaction costs and may lead to the realization of capital gains. To minimize these potential consequences of frequent purchases and redemptions, each Fund employs fair value pricing and may impose transaction fees on purchases and redemptions of Creation Units to cover the custodial and other costs incurred by such Fund in effecting trades. In addition, the Funds and the Adviser reserve the right to reject any purchase order at any time.

Determination of Net Asset Value

Each Fund’s NAV is calculated as of the scheduled close of regular trading on the New York Stock Exchange (“NYSE”), generally 4:00 p.m. Eastern Time, each day the NYSE is open for regular business. The NAV for the Funds is calculated by dividing such Fund’s net assets by its Shares outstanding.

In calculating its NAV, each Fund generally value its assets on the basis of market quotations, last sale prices, or estimates of value furnished by a pricing service or brokers who make markets in such instruments. If such information is not available for a security held by a Fund or is determined to be unreliable, the security will be valued at fair value estimates under guidelines established by the Adviser (as described below).

Fair Value Pricing

The Board has designated the Adviser as the “valuation designee” for the Fund under Rule 2a-5 of the 1940 Act, subject to its oversight. The Adviser has adopted procedures and methodologies, which have been approved by the Board, to fair value Fund investments whose market prices are not “readily available” or are deemed to be unreliable. For example, such circumstances may arise when: (i) an investment has been delisted or has had its trading halted or suspended; (ii) an investment’s primary pricing source is unable or unwilling to provide a price; (iii) an investment’s primary trading market is closed during regular market hours; or (iv) an investment’s value is materially affected by events occurring after the close of the investment’s primary trading market. Generally, when fair valuing an investment, the Adviser will take into account all reasonably available information that may be relevant to a particular valuation including, but not limited to, fundamental analytical data regarding the issuer, information relating to the issuer’s business, recent trades or offers of the investment, general and/or specific market conditions, and the specific facts giving rise to the need to fair value the investment. Fair value determinations are made in good faith and in accordance with the fair value methodologies included in the Adviser-adopted valuation procedures. The Adviser will fair value Fund investments whose market prices are not “readily available” or are deemed to be unreliable. Due to the subjective and variable nature of fair value pricing, there can be no assurance that the Adviser will be able to obtain the fair value assigned to the investment upon the sale of such investment.

Delivery of Shareholder Documents – Householding

Householding is an option available to certain investors of the Funds. Householding is a method of delivery, based on the preference of the individual investor, in which a single copy of certain shareholder documents can be delivered to investors who share the same address, even if their accounts are registered under different names. Householding for the Funds is available through certain broker-dealers. If you are interested in enrolling in householding and receiving a single copy of prospectuses and other shareholder documents, please contact your broker-dealer. If you are currently enrolled in householding and wish to change your householding status, please contact your broker-dealer.

DIVIDENDS, DISTRIBUTIONS, AND TAXES

Dividends and Distributions

Each Fund intends to pay out dividends and interest income, if any, monthly, and distribute any net realized capital gains to its shareholders at least annually.

The Funds will declare and pay income and capital gain distributions, if any, in cash. Distributions in cash may be reinvested automatically in additional whole Shares only if the broker through whom you purchased Shares makes such option available. Your broker is responsible for distributing the income and capital gain distributions to you.

Taxes

The following discussion is a summary of some important U.S. federal income tax considerations generally applicable to investments in the Funds. Your investment in a Fund may have other tax implications. Please consult your tax advisor about the tax consequences of an investment in Shares, including the possible application of foreign, state, and local tax laws.

Each Fund intends to qualify each year for treatment as a regulated investment company (a “RIC”) under the Internal Revenue Code of 1986, as amended (the “Code”). If it meets certain minimum distribution requirements, a RIC is not subject to tax at the fund level on income and gains from investments that are timely distributed to shareholders. However, a Fund’s failure to qualify as a RIC or to meet minimum distribution requirements would result (if certain relief provisions were not available) in fund-level taxation and, consequently, a reduction in income available for distribution to shareholders.

Unless your investment in Shares is made through a tax-exempt entity or tax-advantaged account, such as an IRA plan, you need to be aware of the possible tax consequences when a Fund makes distributions, when you sell your Shares listed on the Exchange, and when you purchase or redeem Creation Units (institutional investors only).

The following general discussion of certain U.S. federal income tax consequences is based on provisions of the Code and the regulations issued thereunder as in effect on the date of this SAI. New legislation, as well as administrative changes or court decisions, may significantly change the conclusions expressed herein, and may have a retroactive effect with respect to the transactions contemplated herein.

Taxes on Distributions. Each Fund intends to pay out dividends and interest income, if any, monthly, and distribute any net realized capital gains to its shareholders at least annually. For federal income tax purposes, distributions of net investment income are generally taxable as ordinary income or qualified dividend income. Taxes on distributions of net capital gains (if any) are determined by how long the Fund owned the investments that generated them, rather than how long a shareholder has owned their Shares. Sales of assets held by a Fund for more than one year generally result in long-term capital gains and losses, and sales of assets held by such Fund for one year or less generally result in short-term capital gains and losses. Distributions of a Fund’s net capital gain (the excess of net long-term capital gains over net short-term capital losses) that are reported by such Fund as capital gain dividends (“Capital Gain Dividends”) will be taxable as long-term capital gains. Distributions of short-term capital gain will generally be taxable as ordinary income. Dividends and distributions are generally taxable to you whether you receive them in cash or reinvest them in additional Shares.

Distributions reported by a Fund as “qualified dividend income” are generally taxed to non-corporate shareholders at rates applicable to long-term capital gains, provided certain holding period and other requirements are met. “Qualified dividend income” generally is income derived from dividends paid by U.S. corporations or certain foreign corporations that are either incorporated in a U.S. possession or eligible for tax benefits under certain U.S. income tax treaties. In addition, dividends that a Fund receives in respect of stock of certain foreign corporations may be qualified dividend income if that stock is readily tradable on an established U.S. securities market. Corporate shareholders may be entitled to a dividends-received deduction for the portion of dividends they receive from a Fund that are attributable to dividends received by such Fund from U.S. corporations, subject to certain limitations. Given the investment strategies of the Funds, it is unlikely that any dividends paid by a fund will be qualified dividends or be eligible for the corporate dividends paid deduction.

Shortly after the close of each calendar year, you will be informed of the character of any distributions received from a Fund.

In addition to the federal income tax, certain individuals, trusts, and estates may be subject to a Net Investment Income (“NII”) tax of 3.8%. The NII tax is imposed on the lesser of: (i) a taxpayer’s investment income, net of deductions properly allocable to such income; or (ii) the amount by which such taxpayer’s modified adjusted gross income exceeds certain thresholds (\$250,000 for married individuals filing jointly, \$200,000 for unmarried individuals and \$125,000 for married individuals filing separately). Each Fund’s distributions are includable in a shareholder’s investment income for purposes of this NII tax. In addition, any capital gain realized by a shareholder upon a sale or redemption of shares of a Fund is includable in such shareholder’s investment income for purposes of this NII tax.

In general, your distributions are subject to federal income tax for the year in which they are paid. Certain distributions paid in January, however, may be treated as paid on December 31 of the prior year. Distributions are generally taxable even if they are paid from income or gains earned by a Fund before your investment (and thus were included in the Shares’ NAV when you purchased your Shares).

You may wish to avoid investing in a Fund shortly before a dividend or other distribution, because such a distribution will generally be taxable even though it may economically represent a return of a portion of your investment.

If you are neither a resident nor a citizen of the United States or if you are a foreign entity, distributions (other than Capital Gain Dividends) paid to you by a Fund will generally be subject to a U.S. withholding tax at the rate of 30%, unless a lower treaty rate applies. The Funds may, under certain circumstances, report all or a portion of a dividend as an “interest-related dividend” or a “short-term capital gain dividend,” which would generally be exempt from this 30% U.S. withholding tax, provided certain other requirements are met.

Under the Foreign Account Tax Compliance Act (“FATCA”), the Funds may be required to withhold a generally nonrefundable 30% tax on distributions of net taxable income paid to (A) certain “foreign financial institutions” unless such foreign financial institution agrees to verify, monitor, and report to the Internal Revenue Service (“IRS”) the identity of certain of its account-holders, among other items (or unless such entity is otherwise deemed compliant under the terms of an intergovernmental agreement between the United States and the foreign financial institution’s country of residence), and (B) certain “non-financial foreign entities” unless such entity certifies to the Fund that it does not have any substantial U.S. owners or provides the name, address, and taxpayer identification number of each substantial U.S. owner, among other items. This FATCA withholding tax could also affect a Fund’s return on its investments in foreign securities or affect a shareholder’s return if the shareholder holds its Fund shares through a foreign intermediary. You are urged to consult your tax adviser regarding the application of this FATCA withholding tax to your investment in a Fund and the potential certification, compliance, due diligence, reporting, and withholding obligations to which you may become subject in order to avoid this withholding tax.

Each Fund (or a financial intermediary, such as a broker, through which a shareholder owns Shares) generally is required to withhold and remit to the U.S. Treasury a percentage of the taxable distributions and sale or redemption proceeds paid to any shareholder who fails to properly furnish a correct taxpayer identification number, who has underreported dividend or interest income, or who fails to certify that they are not subject to such withholding.

Taxes When Shares are Sold on the Exchange

Any capital gain or loss realized upon a sale of Shares generally is treated as a long-term capital gain or loss if Shares have been held for more than one year and as a short-term capital gain or loss if Shares have been held for one year or less. However, any capital loss on a sale of Shares held for six months or less is treated as long-term capital loss to the extent of Capital Gain Dividends paid with respect to such Shares. Any loss realized on a sale will be disallowed to the extent Shares of a Fund are acquired, including through reinvestment of dividends, within a 61-day period beginning 30 days before and ending 30 days after the sale of substantially identical Shares.

Taxes on Purchases and Redemptions of Creation Units

An AP having the U.S. dollar as its functional currency for U.S. federal income tax purposes who exchanges securities for Creation Units generally recognizes a gain or a loss. The gain or loss will be equal to the difference between the value of the Creation Units at the time of the exchange and the exchanging AP’s aggregate basis in the securities delivered plus the amount of any cash paid for the Creation Units. An AP who exchanges Creation Units for securities will generally recognize a gain or loss equal to the difference between the exchanging AP’s basis in the Creation Units and the aggregate U.S. dollar market value of the securities received, plus any cash received for such Creation Units. The IRS may assert, however, that a loss that is realized upon an exchange of securities for Creation Units may not be currently deducted under the rules governing “wash sales” (for an AP who does not mark-to-market their holdings) or on the basis that there has been no significant change in economic position. Persons exchanging securities should consult their own tax advisor with respect to whether wash sale rules apply and when a loss might be deductible.

Any capital gain or loss realized upon redemption of Creation Units is generally treated as long-term capital gain or loss if Shares comprising the Creation Units have been held for more than one year and as a short-term capital gain or loss if such Shares have been held for one year or less.

The Funds may include a payment of cash in addition to, or in place of, the delivery of a basket of securities upon the redemption of Creation Units. The Funds may sell portfolio securities to obtain the cash needed to distribute redemption proceeds. This may cause the Funds to recognize investment income and/or capital gains or losses that it might not have recognized if it had completely satisfied the redemption in-kind. As a result, the Funds may be less tax efficient if it includes such a cash payment in the proceeds paid upon the redemption of Creation Units.

The foregoing discussion summarizes some of the possible consequences under current federal tax law of an investment in the Funds. It is not a substitute for personal tax advice. You also may be subject to foreign, state and local tax on Fund distributions and sales of Shares. Consult your personal tax advisor about the potential tax consequences of an investment in Shares under all applicable tax laws. For more information, please see the section entitled “Federal Income Taxes” in the SAI.

DISTRIBUTION

Foreside Fund Services, LLC, a wholly owned subsidiary of Foreside Financial Group (dba ACA Group) (the “Distributor”), the Funds’ distributor, is a broker-dealer registered with the SEC. The Distributor distributes Creation Units for the Fund on an agency basis and does not maintain a secondary market in Shares. The Distributor has no role in determining the policies of the Funds or the securities that are purchased or sold by the Funds. The Distributor’s principal address is Three Canal Plaza, Suite 100, Portland, Maine 04101.

The Board has adopted a Distribution (Rule 12b-1) Plan (the “Plan”) pursuant to Rule 12b-1 under the 1940 Act. In accordance with the Plan, the Funds are authorized to pay an amount up to 0.25% of its average daily net assets each year to pay distribution fees for the sale and distribution of its Shares.

No Rule 12b-1 fees are currently paid by the Funds, and there are no plans to impose these fees. However, in the event Rule 12b-1 fees are charged in the future, because the fees are paid out of assets of the respective Fund on an ongoing basis, over time these fees will increase the cost of your investment and may cost you more than certain other types of sales charges.

PREMIUM/DISCOUNT INFORMATION

Information regarding how often Shares of the Funds traded on the Exchange at a price above (i.e., at a premium) or below (i.e., at a discount) the NAV of such Fund can be found on the Funds’ website at www.yieldmaxetfs.com

ADDITIONAL NOTICES

Shares are not sponsored, endorsed, or promoted by the Exchange. The Exchange is not responsible for, nor has it participated in the determination of, the timing, prices, or quantities of Shares to be issued, nor in the determination or calculation of the equation by which Shares are redeemable. The Exchange has no obligation or liability to owners of Shares in connection with the administration, marketing, or trading of Shares.

Without limiting any of the foregoing, in no event shall the Exchange have any liability for any lost profits or indirect, punitive, special, or consequential damages even if notified of the possibility thereof.

The Adviser, ZEGA, Lucania, Level, and the Funds make no representation or warranty, express or implied, to the owners of Shares or any member of the public regarding the advisability of investing in securities generally or in any Fund particularly.

The Third Amended and Restated Declaration of Trust (“Declaration of Trust”) provides a detailed process for the bringing of derivative or direct actions by shareholders in order to permit legitimate inquiries and claims while avoiding the time, expense, distraction, and other harm that can be caused to a Fund or its shareholders as a result of spurious shareholder demands and derivative actions. Prior to bringing a derivative action, a demand by three unrelated shareholders must first be made on a Fund’s Trustees. The Declaration of Trust details various information, certifications, undertakings and acknowledgments that must be included in the demand. Following receipt of the demand, the trustees have a period of 90 days, which may be extended by an additional 60 days, to consider the demand. If a majority of the Trustees who are considered independent for the purposes of considering the demand determine that maintaining the suit would not be in the best interests of the Fund, the Trustees are required to reject the demand and the complaining shareholders may not proceed with the derivative action unless the shareholders are able to sustain the burden of proof to a court that the decision of the Trustees not to pursue the requested action was not a good faith exercise of their business judgment on behalf of the Fund. The Declaration of Trust further provides that shareholders owning Shares representing no less than a majority of a Fund’s outstanding shares must join in bringing the derivative action. If a demand is rejected, the complaining shareholders will be responsible for the costs and expenses (including attorneys’ fees) incurred by the Fund in connection with the consideration of the demand, if a court determines that the demand was made without reasonable cause or for an improper purpose. If a derivative action is brought in violation of the Declaration of Trust, the shareholders bringing the action may be responsible for the Fund’s costs, including attorneys’ fees, if a court determines that the action was brought without reasonable cause or for an improper purpose. The Declaration of Trust provides that no shareholder may bring a direct action claiming injury as a shareholder of the Trust, or any Fund, where the matters alleged (if true) would give rise to a claim by the Trust or by the Trust on behalf of a Fund, unless the shareholder has suffered an injury distinct from that suffered by the shareholders of the Trust, or the Fund, generally. Under the Declaration of Trust, a shareholder bringing a direct claim must be a shareholder of the Fund with respect to which the direct action is brought at the time of the injury complained of or have acquired the shares afterwards by operation of law from a person who was a shareholder at that time. The Declaration of Trust further provides that a Fund shall be responsible for payment of attorneys’ fees and legal expenses incurred by a complaining shareholder only if required by law, and any attorneys’ fees that the Fund is obligated to pay shall be calculated using reasonable hourly rates. These provisions do not apply to claims brought under the federal securities laws.

The Declaration of Trust also requires that actions by shareholders against a Fund be brought exclusively in a federal or state court located within the State of Delaware. This provision will not apply to claims brought under the federal securities laws. Limiting shareholders’ ability to bring actions only in courts located in Delaware may cause shareholders economic hardship to litigate the action in those courts, including paying for traveling expenses of witnesses and counsel, requiring retaining local counsel, and may limit

shareholders' ability to bring a claim in a judicial forum that shareholders find favorable for disputes, which may discourage such actions.

UNDERLYING ISSUER INFORMATION

Information provided to or filed with the SEC by each Underlying Issuer pursuant to the Exchange Act, including the financial statements of each Underlying Issuer in its Form 10-K, can be located by reference to the SEC file number noted below through the SEC's website at www.sec.gov:

Ticker	Name	SEC File Number
AAPL	Apple Inc.	001-36743
ABNB	Airbnb, Inc.	001-39778
ADBE	Adobe Inc.	0-15175
AI	C3.ai, Inc.	001-39744
AMD	Advanced Micro Devices, Inc.	001-07882
AMZN	Amazon.com, Inc.	000-22513
BA	The Boeing Company	1-442
BIIB	Biogen Inc.	0-19311
BRK.B	Berkshire Hathaway Inc.	001-14905
COIN	Coinbase Global, Inc.	001-40289
DIS	The Walt Disney Company	001-38842
GOOGL	Alphabet Inc.	001-37580
INTC	Intel Corporation	000-06217
JPM	JPMorgan Chase & Co.	1-5805
META	Meta Platforms, Inc.	001-35551

FINANCIAL HIGHLIGHTS

The Financial Highlights tables are intended to help you understand the Funds' financial performance for the fiscal periods shown. Certain information reflects financial results for a single Fund share. The total return in each table represents the rate that an investor would have earned or lost on an investment in a Fund (assuming reinvestment of all dividends and distributions). This information has been audited by Cohen & Company, Ltd., the Funds' independent registered public accounting firm, whose report, along with the Funds' financial statements, is included in the Funds' annual report, which is available upon request.

As of the date of this Prospectus, the YieldMax™ ADBE Option Income Strategy ETF, YieldMax™ BA Option Income Strategy ETF, YieldMax™ BIIB Option Income Strategy ETF, YieldMax™ BRK.B Option Income Strategy ETF and YieldMax™ INTC Option Income Strategy ETF had not commenced operations, therefore, Financial Highlights for those Funds are not shown.

For a share outstanding throughout the year/period presented

For the year/period ended	Net asset value, beginning of year/period	INVESTMENT OPERATIONS:			LESS DISTRIBUTIONS FROM:			CAPITAL TRANSACTIONS:		
		Net investment income (loss) ^(a)	Net realized and unrealized gain (loss) on investments ^(b)	Total from investment operations	From net investment income	Return of capital	Total distributions	ETF transaction fees per share	Net asset value, end of year/period	Total return ⁽ⁱⁱ⁾
YieldMax AAPL Option Income Strategy ETF										
10/31/2024	\$ 18.33	0.69	2.72	3.41	(2.19)	(2.19)	(4.38)	\$ 0.00 ^(c)	\$ 17.36	21.14%
10/31/2023 ^(d)	\$ 20.00	0.44	0.06	0.50	(0.41)	(1.77)	(2.18)	\$ 0.01	\$ 18.33	1.88%
YieldMax ABNB Option Income Strategy ETF										
10/31/2024 ^(e)	\$ 20.00	0.19	(1.81)	(1.62)	(1.28)	(0.78)	(2.06)	\$ 0.01	\$ 16.33	(7.19)%
YieldMax AI Option Income Strategy ETF										
10/31/2024 ^(f)	\$ 20.00	0.38	(5.37)	(4.99)	(0.42)	(6.24)	(6.66)	\$ 0.01	\$ 8.36	(30.62)%
YieldMax AMD Option Income Strategy ETF										
10/31/2024	\$ 18.84	0.68	4.59	5.27	(2.14)	(9.42)	(11.56)	\$ 0.01	\$ 12.56	25.62%
10/31/2023 ^(g)	\$ 20.00	0.10	(1.26)	(1.16)	—	—	—	\$ 0.00 ^(c)	\$ 18.84	(5.80)%
YieldMax AMZN Option Income Strategy ETF										
10/31/2024	\$ 20.45	0.81	5.36	6.17	(2.47)	(5.52)	(7.99)	\$ 0.01	\$ 18.64	32.51%
10/31/2023 ^(h)	\$ 20.00	0.23	1.31	1.54	(1.10)	—	(1.10)	\$ 0.01	\$ 20.45	7.94%
YieldMax COIN Option Income Strategy ETF										
10/31/2024	\$ 19.70	0.76	12.23	12.99	(6.59)	(13.88)	(20.47)	\$ 0.01	\$ 12.23	62.36%
10/31/2023 ^(k)	\$ 20.00	0.18	0.72	0.90	(1.21)	—	(1.21)	\$ 0.01	\$ 19.70	4.69%
YieldMax DIS Option Income Strategy ETF										
10/31/2024	\$ 19.98	0.69	1.48	2.17	(0.97)	(5.38)	(6.35)	\$ 0.01	\$ 15.81	10.47%
10/31/2023 ^(l)	\$ 20.00	0.14	0.10	0.24	(0.26)	—	(0.26)	\$ 0.00 ^(c)	\$ 19.98	1.22%
YieldMax GOOGL Option Income Strategy ETF										
10/31/2024	\$ 18.67	0.65	0.98	1.63	(0.77)	(4.52)	(5.29)	\$ 0.01	\$ 15.02	9.81%
10/31/2023 ⁽ⁿ⁾	\$ 20.00	0.20	(0.86)	(0.66)	(0.68)	—	(0.68)	\$ 0.01	\$ 18.67	(3.50)%
YieldMax JPM Option Income Strategy ETF										
10/31/2024	\$ 18.85	0.77	3.20	3.97	(1.92)	(2.68)	(4.60)	\$ 0.01	\$ 18.23	22.35%
10/31/2023 ^(q)	\$ 20.00	0.11	(1.01)	(0.90)	(0.10)	(0.15)	(0.25)	\$ 0.00 ^(c)	\$ 18.85	(4.58)%
YieldMax META Option Income Strategy ETF										
10/31/2024	\$ 19.70	0.80	8.94	9.74	(8.19)	(1.94)	(10.13)	\$ 0.01	\$ 19.32	59.90%
10/31/2023 ⁽ⁿ⁾	\$ 20.00	0.21	0.21	0.42	(0.73)	—	(0.73)	\$ 0.01	\$ 19.70	2.17%

(a) Net investment income per share has been calculated based on average shares outstanding during the year/period.

(b) Realized and unrealized gains and losses per share in the caption are balancing amounts necessary to reconcile the change in net asset value per share for the years, and may not reconcile with the aggregate gains and losses in the Statements of Operations due to share transactions for the year/period.

(c) Amount represents less than \$0.005 per share.

(d) Inception date of the Fund was April 17, 2023.

(e) Inception date of the Fund was June 24, 2024.

(f) Inception date of the Fund was November 27, 2023.

(g) Inception date of the Fund was September 18, 2023.

(h) Inception date of the Fund was July 24, 2023.

(k) Inception date of the Fund was August 14, 2023.

(l) Inception date of the Fund was August 24, 2023.

(n) Inception date of the Fund was July 27, 2023.

(q) Inception date of the Fund was September 11, 2023.

- (jj) Not annualized for periods less than one year.
- (kk) Annualized for periods less than one year.
- (ll) Portfolio turnover rate excludes in-kind transactions.

For a share outstanding throughout the year/period presented

SUPPLEMENTAL DATA AND RATIOS:

	Net assets, end of year/period (in thousands)	Ratio of expenses to average net assets before expense reimbursement/ recoupment ^(kk)	Ratio of expenses to average net assets after expense reimbursement/ recoupment ^(kk)	Ratio of dividends, tax, and broker expense to average net assets ^(kk)	Ratio of operational expenses to average net assets excluding dividends, tax, and broker expense ^(kk)	Ratio of net investment income (loss) to average net assets ^(kk)	Portfolio turnover rate ^{(jj)(ll)}
YieldMax AAPL Option Income Strategy ETF	\$ 92,464	1.06%	1.06%	0.07%	0.99%	3.82%	20%
	\$ 56,378	0.99%	0.99%	—%	0.99%	4.16%	42%
YieldMax ABNB Option Income Strategy ETF	\$ 16,743	1.06%	1.06%	0.07%	0.99%	3.22%	46%
YieldMax AI Option Income Strategy ETF	\$ 34,272	1.67%	1.67%	0.68%	0.99%	3.56%	4%
YieldMax AMD Option Income Strategy ETF	\$ 121,221	1.23%	1.23%	0.24%	0.99%	4.06%	37%
	\$ 5,651	0.99%	0.99%	—%	0.99%	4.39%	—%
YieldMax AMZN Option Income Strategy ETF	\$ 178,930	1.17%	1.17%	0.18%	0.99%	3.90%	27%
	\$ 33,750	1.06%	1.06%	0.07%	0.99%	4.10%	2%
YieldMax COIN Option Income Strategy ETF	\$ 655,235	1.22%	1.22%	0.23%	0.99%	4.10%	27%
	\$ 65,015	1.09%	1.09%	0.10%	0.99%	4.28%	9%
YieldMax DIS Option Income Strategy ETF	\$ 22,529	1.31%	1.31%	0.32%	0.99%	3.87%	20%
	\$ 3,996	1.15%	1.15%	0.16%	0.99%	3.69%	2%
YieldMax GOOGL Option Income Strategy ETF	\$ 70,952	1.20%	1.20%	0.21%	0.99%	3.91%	359%
	\$ 16,334	0.99%	0.99%	—%	0.99%	3.68%	13%
YieldMax JPM Option Income Strategy ETF	\$ 26,428	1.18%	1.18%	0.19%	0.99%	3.99%	11%
	\$ 3,298	1.05%	1.05%	0.06%	0.99%	4.04%	42%
YieldMax META Option Income Strategy ETF	\$ 128,445	1.06%	1.06%	0.07%	0.99%	4.04%	16%
	\$ 12,311	0.99%	0.99%	—%	0.99%	3.99%	17%

YieldMax™ ETFs

Adviser	Tidal Investments LLC 234 West Florida Street, Suite 203 Milwaukee, Wisconsin 53204		
Distributor	Foreside Fund Services, LLC Three Canal Plaza, Suite 100 Portland, Maine 04101	Administrator	Tidal ETF Services LLC 234 West Florida Street, Suite 203 Milwaukee, Wisconsin 53204
Legal Counsel	Sullivan & Worcester LLP 1251 Avenue of the Americas New York, New York 10020	Sub-Administrator, Fund Accountant, and Transfer Agent	U.S. Bancorp Fund Services, LLC, doing business as U.S. Bank Global Fund Services 615 East Michigan Street Milwaukee, Wisconsin 53202
Independent Registered Public Accounting Firm	Cohen & Company, Ltd. 1835 Market Street, Suite 310 Philadelphia, PA 19103	Custodian	U.S. Bank National Association 1555 North Rivercenter Drive Milwaukee, Wisconsin 53212

Investors may find more information about the Funds in the following documents:

Statement of Additional Information: The Funds' SAI provides additional details about the investments of each Fund and certain other additional information. A current SAI dated February 28, 2025, as supplemented from time to time, is on file with the SEC and is herein incorporated by reference into this Prospectus. It is legally considered a part of this Prospectus.

Annual/Semi-Annual Reports: Additional information about the Funds' investments is available in the Funds' annual and semi-annual reports to shareholders and in Form N-CSR. In the annual report you will find a discussion of the market conditions and investment strategies that significantly affected each Fund's performance during its last fiscal year. In Form N-CSR, you will find the Funds' annual and semi-annual financial statements.

You can request free copies of these documents, request other information or make general inquiries about the Funds by contacting the Funds at the YieldMax™ Funds, c/o U.S. Bank Global Fund Services, P.O. Box 701, Milwaukee, Wisconsin 53201-0701 or calling (866) 864-3968.

Shareholder reports and other information about the Funds are also available:

- Free of charge from the SEC's EDGAR database on the SEC's website at <http://www.sec.gov>; or
- Free of charge from the Funds' Internet website at www.yieldmaxetfs.com; or
- For a fee, by e-mail request to publicinfo@sec.gov.

(SEC Investment Company Act File No. 811-23793)