



YieldMax[®] MRNA Option Income Strategy ETF (MRNY)

YieldMax[®] MSFT Option Income Strategy ETF (MSFO)

YieldMax[®] NFLX Option Income Strategy ETF (NFLY)

YieldMax[®] NKE Option Income Strategy ETF (NKEY)

YieldMax[®] NVDA Option Income Strategy ETF (NVDY)

YieldMax[®] ORCL Option Income Strategy ETF (ORCY)

YieldMax[®] PYPL Option Income Strategy ETF (PYPY)

YieldMax[®] ROKU Option Income Strategy ETF (ROKY)

YieldMax[®] SNOW Option Income Strategy ETF (SNOY)

YieldMax[®] XYZ Option Income Strategy ETF (XYZY)

YieldMax[®] TGT Option Income Strategy ETF (TGTY)

YieldMax[®] TSLA Option Income Strategy ETF (TSLY)

YieldMax[®] XOM Option Income Strategy ETF (XOMO)

YieldMax[®] ZM Option Income Strategy ETF (ZMY)

listed on NYSE Arca, Inc.

PROSPECTUS

March 2, 2026

The U.S. Securities and Exchange Commission (the “SEC”) has not approved or disapproved of these securities or passed upon the accuracy or adequacy of this Prospectus. Any representation to the contrary is a criminal offense.

TABLE OF CONTENTS

<u>Summary Information</u>	1
<u>YieldMax[®] MRNA Option Income Strategy ETF – Fund Summary</u>	1
<u>YieldMax[®] MSFT Option Income Strategy ETF – Fund Summary</u>	14
<u>YieldMax[®] NFLX Option Income Strategy ETF – Fund Summary</u>	27
<u>YieldMax[®] NKE Option Income Strategy ETF – Fund Summary</u>	40
<u>YieldMax[®] NVDA Option Income Strategy ETF – Fund Summary</u>	53
<u>YieldMax[®] ORCL Option Income Strategy ETF – Fund Summary</u>	66
<u>YieldMax[®] PYPL Option Income Strategy ETF – Fund Summary</u>	79
<u>YieldMax[®] ROKU Option Income Strategy ETF – Fund Summary</u>	92
<u>YieldMax[®] SNOW Option Income Strategy ETF – Fund Summary</u>	104
<u>YieldMax[®] XYZ Option Income Strategy ETF – Fund Summary</u>	117
<u>YieldMax[®] TGT Option Income Strategy ETF – Fund Summary</u>	130
<u>YieldMax[®] TSLA Option Income Strategy ETF – Fund Summary</u>	143
<u>YieldMax[®] XOM Option Income Strategy ETF – Fund Summary</u>	156
<u>YieldMax[®] ZM Option Income Strategy ETF – Fund Summary</u>	169
<u>Additional Information About the Funds</u>	182
<u>Portfolio Holdings</u>	205
<u>Management</u>	206
<u>How to Buy and Sell Shares</u>	207
<u>Dividends, Distributions, and Taxes</u>	208
<u>Distribution</u>	211
<u>Premium/Discount Information</u>	211
<u>Additional Notices</u>	211
<u>Financial Highlights</u>	212

YieldMax[®] MRNA Option Income Strategy ETF - FUND SUMMARY

Investment Objective

The Fund's primary investment objective is to seek current income. The Fund's secondary investment objective is to seek exposure to the share price of the common stock of Moderna, Inc. ("MRNA" or "Underlying Security"), subject to a limit on potential investment gains.

Fees and Expenses of the Fund

This table describes the fees and expenses that you may pay if you buy, hold, and sell shares of the Fund ("Shares"). **You may pay other fees, such as brokerage commissions and other fees to financial intermediaries, which are not reflected in the table and Example below.**

Annual Fund Operating Expenses⁽¹⁾ (expenses that you pay each year as a percentage of the value of your investment)	
Management Fee	0.99%
Distribution and Service (12b-1) Fees	None
Other Expenses (includes interest and tax expense)	0.01%
Total Annual Fund Operating Expenses	1.00%

⁽¹⁾ The Fund's investment adviser, Tidal Investments LLC (the "Adviser"), a Tidal Financial Group company, will pay, or require a sub-adviser to pay, all expenses incurred by the Fund (except for advisory fees and sub-advisory fees, as the case may be) excluding interest charges on any borrowings made for investment purposes, dividends and other expenses on securities sold short, taxes, brokerage commissions and other expenses incurred in placing orders for the purchase and sale of securities and other investment instruments, acquired fund fees and expenses, accrued deferred tax liability, distribution fees and expenses paid by the Fund under any distribution plan adopted pursuant to Rule 12b-1 under the Investment Company Act of 1940, as amended (the "1940 Act"), and litigation expenses and other non-routine or extraordinary expenses.

Expense Example

This Example is intended to help you compare the cost of investing in the Fund with the cost of investing in other funds. The Example assumes that you invest \$10,000 in the Fund for the time periods indicated and then redeem or hold all of your Shares at the end of those periods. The Example also assumes that your investment has a 5% return each year and that the Fund's operating expenses remain the same. The Example does not take into account brokerage commissions that you may pay on your purchases and sales of Shares. Although your actual costs may be higher or lower, based on these assumptions your costs would be:

1 Year	3 Years	5 Years	10 Years
\$102	\$318	\$552	\$1,225

Portfolio Turnover

The Fund pays transaction costs, such as commissions, when it buys and sells securities (or "turns over" its portfolio). A higher portfolio turnover rate may indicate higher transaction costs and may result in higher taxes when Shares are held in a taxable account. These costs, which are not reflected in total annual fund operating expenses or in the expense example above, affect the Fund's performance. During the most recent fiscal year ended October 31, 2025, the Fund's portfolio turnover rate was 42% of the average value of its portfolio.

Principal Investment Strategies

The Fund is an actively managed exchange-traded fund ("ETF") that seeks current income while providing exposure to the share price (*i.e.*, the price returns) of the Underlying Security, subject to participation in a portion of potential investment gains. The Fund will employ its investment strategy as it relates to the Underlying Security regardless of whether there are periods of adverse market, economic, or other conditions and will not take temporary defensive positions during such periods. As further described below, the Fund uses either a synthetic covered call strategy or a synthetic covered call spread strategy to seek to generate options premiums and provide indirect exposure to the share price returns of the Underlying Security, subject to participation in a portion of potential investment gains as a result of the nature of the options strategy it employs. That is, the Fund not only seeks to generate options premiums but also aims to derive gains when the value of the Underlying Security increases. The Fund's options contracts provide:

- indirect exposure to the share price returns of the Underlying Security,
- option premiums, and
- participation in a portion of gains, if any, of the share price returns of the Underlying Security.

For more information, see sections “The Fund’s Use of Underlying Security Option Contracts” and “Synthetic Covered Call Strategy” below.

Why invest in the Fund?

- The Fund seeks to generate weekly cash distributions, which is not dependent on the price appreciation of the Underlying Security.
- The Fund seeks to participate in a portion of the gains experienced by the Underlying Security.

That is, although the Fund may not fully participate in gains in the Underlying Security’s stock price, the Fund’s portfolio is designed to generate options premiums.

An Investment in the Fund is not an investment in the Underlying Security.

- **The Fund’s strategy will capture only a portion of its potential gains if the Underlying Security’s stock price increase in value.**
- **The Fund’s strategy is subject to all potential losses if the Underlying Security’s stock price decrease in value, which may not be offset by the options premiums received by the Fund.**
- The Fund may from time to time invest directly in the Underlying Security.
- Fund shareholders are not entitled to any Underlying Security dividends, except to the extent the Fund invests directly in the Underlying Security.

While the Fund seeks to provide current income pursuant to its investment objective, a portion (sometimes significant) of the Fund’s distributions may be classified as return of capital (“ROC”) for financial or tax reporting purposes. Generally speaking, ROC refers to the portion of a distribution from an investment that represents a return of the original investment (principal) rather than income or profit. Accordingly, such distributions do not necessarily reflect the Fund’s income or yield. See the prospectus section titled “Additional Information About the Funds” for more information about option premiums and ROC.

Additional information regarding the Underlying Security is also set forth below.

The Fund’s Use of Underlying Security Option Contracts

As part of the Fund’s synthetic covered call strategy and synthetic covered call spread strategy, the Fund will purchase and sell a combination of standardized exchange-traded and FLEXible EXchange® (“FLEX”) call and put option contracts that are based on the value of the price returns of the Underlying Security.

- In general, an option contract gives the purchaser of the option contract the right to purchase (for a call option) or sell (for a put option) the underlying asset (like shares of the Underlying Security) at a specified price (the “strike price”).
- If exercised, an option contract obligates the seller to deliver shares (for a sold or “short” call) or buy shares (for a sold or “short” put) of the underlying asset at a specified price (the “strike price”).
- Options contracts must be exercised or traded to close within a specified time frame, or they expire. See the chart in section “Fund Portfolio” below for a description of the option contracts utilized by the Fund.

Standardized exchange-traded options include standardized terms. FLEX options are also exchange-traded, but they allow for customizable terms (e.g., the strike price can be negotiated). For more information on FLEX options, see “Additional Information about the Funds – Exchange Traded Options Portfolio.”

The Fund’s options contracts are based on the value of the Underlying Security, which gives the Fund the right or obligation to receive or deliver shares of the Underlying Security on the expiration date of the applicable option contract in exchange for the stated strike price, depending on whether the option contract is a call option or a put option, and whether the Fund purchases or sells the option contract.

Covered Call Strategy

In seeking to achieve its investment objective, the Fund may implement a “*synthetic* covered call” and, to a lesser extent, a “*traditional* covered call” strategy using the standardized exchange-traded and FLEX options described above.

- A *traditional* covered call strategy is an investment strategy where an investor (the Fund) sells a call option on an underlying security it owns.
- A *synthetic* covered call strategy is similar to a traditional covered call strategy in that the investor sells a call option that is based on the value of the underlying security. However, in a synthetic covered call strategy, the investor (the Fund) does not own the underlying security, but rather seeks to *synthetically* replicate 100% of the price movements of the underlying security through the use of various investment instruments.

The Fund's covered call strategies consists of the following three elements, each of which is described in greater detail farther below:

- Direct or synthetic long exposure to the Underlying Security, which allows the Fund to seek to participate in the changes, up or down, in the price of shares of the Underlying Security.
- Covered call writing (where the Underlying Security's call options are sold against the synthetic long portion of the strategy), which allows the Fund to generate options premiums.
- U.S. Treasuries, which are used for collateral for the options, and which generate income.

1. Long Exposure (Synthetic or Direct)

Synthetic Long Exposure: To achieve a synthetic long exposure to the Underlying Security, the Fund will buy the Underlying Security's call options and, simultaneously, sell the Underlying Security's put options to try to replicate the price movements of the Underlying Security. The call options purchased by the Fund and the put options sold by the Fund will generally have one-month to six-month terms and strike prices that are approximately equal to the then-current share price of the Underlying Security at the time the contracts are purchased and sold, respectively. The combination of the long call options and sold put options provides the Fund with indirect investment exposure equal to approximately 100% of the Underlying Security for the duration of the applicable options exposure.

In addition, the Fund may use other instruments and transactions to gain synthetic exposure to the Underlying Security. For example, the Fund may enter into swap contracts that provide exposure to the Underlying Security. The Fund also may utilize additional options strategies, including purchasing call options that are "deep in the money" (i.e., the Underlying Security's price is well above the strike price on the call option).

Direct Long Exposure: The Fund may directly hold equity securities of the Underlying Security.

2. Covered Call Strategies

Covered Call Strategy

As part of its strategy, the Fund will write (sell) call option contracts on the Underlying Security to generate options premiums. These written call options will generally be sold short (i.e., selling a position it does not currently own). The Fund will seek to participate in the share price appreciation of the Underlying Security, if any. However, due to the nature of covered call strategies, the Fund's participation may be subject to a cap (as described below). In this strategy, the call options written (sold) by the Fund will generally have 1- month or less expiration dates (the "Call Period") and generally have a strike price that is approximately 0%-15% above the then-current share price of the Underlying Security.

It is important to note that the sale of the Underlying Security call option contracts will limit the Fund's participation in the appreciation in the Underlying Security's stock price. If the stock price of the Underlying Security increases, the above-referenced synthetic long exposure alone would allow the Fund to experience similar percentage gains. However, if the Underlying Security's stock price appreciates beyond the strike price of one or more of the sold (short) call option contracts, the Fund will lose money on those short call positions, and the losses will, in turn, limit the upside return of the Fund's synthetic long exposure. As a result, the Fund's overall strategy (i.e., the combination of the synthetic long exposure to the Underlying Security and the sold (short) the Underlying Security call positions) will limit the Fund's participation in gains in the Underlying Security's stock price beyond a certain point.

Covered Call Spread Strategy

The Adviser will employ the Covered Call Spread Strategy when it believes it is a better strategy for the Fund as compared to the Covered Call Strategy. The Fund may write (sell) credit call spreads (described below) rather than stand-alone call option contracts to seek greater participation in the potential appreciation of its Underlying Security's share price, while still generating net options premiums. The Adviser will primarily employ this covered call spread strategy when it believes that the share price of its Underlying Security is likely to rise significantly in the short term (e.g., following a substantial selloff or overall positive market news). Additionally, the Adviser may use this strategy in other scenarios (e.g., if the market is undervaluing further out-of-the-money options relative to near-the-money options), where it believes the use of credit call spreads may prove more advantageous to the Fund's total return than the covered call strategy.

A credit call spread involves selling a call option while simultaneously buying a call option with a higher strike price, both with the same expiration date. By writing credit call spreads, the Fund can potentially offset losses incurred from its short call positions if the Underlying Security's share price rises above the strike price.

3. U.S. Treasuries

The Fund will hold short-term U.S. Treasury securities as collateral in connection with the Fund's synthetic covered call strategy. The Fund may also invest in pooled vehicles (e.g., mutual funds and ETFs) that invest in U.S Treasuries.

The Fund intends to continuously maintain exposure to the Underlying Security, primarily through the use of options contracts. As the options contracts it holds are exercised or expire it may enter into new options contracts, a practice referred to as “rolling.” The Fund’s practice of rolling options may result in high portfolio turnover.

Fund’s Weekly Distributions

The Fund will seek to provide weekly cash distributions. The Fund will seek to generate such distributions in the following ways:

- Writing (selling) call option contracts on its Underlying Security as described above to generate options premiums. A premium, in this context, refers to the price the option buyer pays to the option seller (the Fund) for the rights granted by the option. The amount of these premiums is largely affected by the fluctuations in the Underlying Security’s stock prices. However, other elements like interest rates can also influence the level of premiums.
- Investing in short-term U.S. Treasury securities. The income generated by these securities will be influenced by interest rates at the time of investment.
- In addition, the Fund’s use of the Covered Call Spread Strategy may occasionally allow it to capture a substantial portion of any significant increase in the price of its Underlying Security. When this happens, the Fund could receive profits exceeding the initial cost of the call options, and the Fund’s distributions may include some of those profits.

Fund’s Return Profile vs its Underlying Security

For the reasons stated above, the Fund’s performance will differ from that of the Underlying Security’s stock price. The performance differences will depend on, among other things, the price of the Underlying Security, changes in the value of the Underlying Security options contracts the Fund holds, and changes in the value of the U.S. Treasuries.

Fund Portfolio

Principal Holdings		
Portfolio Holdings (All derivative instruments are based on the value of the Underlying Security)	Investment Terms	Expected Target Maturity
Purchased call option contracts	<p>“at-the-money” (<i>i.e.</i>, the strike price is equal to the then-current share price of the Underlying Security at the time of purchase) to provide indirect exposure to positive price returns of the Underlying Security.</p> <p>If the Underlying Security share price increases, these options will generate corresponding increases to the Fund.</p>	1-month to 6-month expiration dates
Sold put option contracts	<p>“at-the-money” (<i>i.e.</i>, the strike price is equal to the then-current share price of the Underlying Security at the time of sale).</p> <p>They are sold to help pay for the purchased call options described above.</p> <p>However, the sold put option contracts provide exposure to the full extent of any share price losses experienced by the Underlying Security.</p>	1-month to 6-month expiration dates
Sold (short) call option contracts (<i>Covered Call Strategy</i>)	<p>The strike price is approximately 0%-15% more than the then-current share price of the Underlying Security at the time of sale.</p> <p>They generate options premiums. However, they also limit some potential positive returns that the Fund may have otherwise experienced from gains in the Underlying Security’s share price.</p>	1-month or less expiration dates

Principal Holdings		
Portfolio Holdings (All derivative instruments are based on the value of the Underlying Security)	Investment Terms	Expected Target Maturity
Sold (short) call option contracts <i>(Covered Call Spread Strategy)</i>	The strike price is approximately 0%-15% more than the then-current share price of the Fund's Underlying Security at the time of sale. Sold call option contracts provide inverse exposure to the full extent of any increases in the value experienced by the Fund's Underlying Security, minus the premium received.	1-month or less expiration dates
Purchased call option contracts <i>(Covered Call Spread Strategy)</i>	"out-of-the-money" (i.e., the strike price is above the strike price of the corresponding Covered Call Spread Strategy sold call). Bought call option contracts provide exposure to the full extent of any increases in the value experienced by the Fund's Underlying Security above the option's strike price.	1-month or less expiration dates
Purchased call option contracts <i>(Deep-in-the-money synthetic long exposure)</i>	"Deep in the money" (i.e., the Underlying Security's price is well above the strike price on the call option) to provide synthetic long exposure designed to closely track price movements of the Underlying Security. These options are expected to exhibit greater sensitivity to changes in the Underlying Security's share price than out-of-the-money or at-the-money calls.	1-month to 6-month expiration dates
Swap contracts	The Fund may enter into swap contracts that provide exposure to the Underlying Security's price movements (and/or total return), generally in exchange for a financing rate and/or other contractual payments. Swap contracts may be used as an alternative or supplement to options positions to obtain exposure to the Underlying Security.	13-month to 60-month terms
Equity securities of the Underlying Security <i>(Direct holdings)</i>	The Fund may purchase and hold shares of the Underlying Security to obtain direct exposure to the Underlying Security's price movements and any distributions.	NA
U.S Treasury Securities and Cash	Multiple series of U.S. Treasury Bills supported by the full faith and credit of the U.S. government. These instruments are used as collateral for the Fund's derivative investments. They will also generate income.	6-month to 2-year maturities

The market value of the cash and treasuries held by the Fund is generally expected to be between 25% and 100% of the Fund's net assets and the market value of the options package is generally expected to be between 0% and 50% of the Fund's net assets (though actual exposures may deviate from these ranges from time to time). In terms of notional value, the combination of these investment instruments provides indirect investment exposure to the Underlying Security equal to at least 95% of the Fund's total assets.

Under normal circumstances, the Fund will invest at least 80% of its net assets, plus borrowings for investment purposes, in securities and financial instruments that provide indirect exposure to MRNA.

The Fund is classified as "non-diversified" under the 1940 Act.

There is no guarantee that the Fund’s investment strategy will be properly implemented, and an investor may lose some or all of its investment.

Moderna, Inc. (“MRNA”)

MRNA is a pharmaceutical and biotechnology company, and focuses on medicines made of messenger RNA (mRNA). MRNA is listed on The Nasdaq Stock Market LLC. Per MRNA’s most recent Form 10-K filing, the aggregate market value of voting stock, as of the most recent available data at time of drafting this prospectus (June 30, 2024), held by non-affiliates of MRNA was approximately \$42.1 billion.

MRNA is registered under the Securities Exchange Act of 1934, as amended (the “Exchange Act”). Information provided to or filed with the SEC by MRNA pursuant to the Exchange Act can be located by reference to the SEC file number 001-38753 through the SEC’s website at www.sec.gov. In addition, information regarding MRNA may be obtained from other sources including, but not limited to, press releases, newspaper articles and other publicly disseminated documents.

This document relates only to the securities offered hereby and does not relate to MRNA or other securities of MRNA. The Fund has derived all disclosures contained in this document regarding MRNA from the publicly available documents. None of the Fund, the Trust, the Adviser, or their respective affiliates has participated in the preparation of such publicly available offering documents or made any due diligence inquiry regarding such documents with respect to MRNA. None of the Fund, the Trust, the Adviser, or their respective affiliates makes any representation that such publicly available documents or any other publicly available information regarding MRNA is accurate or complete. Furthermore, the Fund cannot give any assurance that all events occurring prior to the date hereof (including events that would affect the accuracy or completeness of the publicly available documents described above) that would affect the trading price of MRNA (and therefore the price of the Fund at the time we price the securities) have been publicly disclosed. Subsequent disclosure of any such events or the disclosure of or failure to disclose material future events concerning MRNA could affect the value received with respect to the securities and therefore the value of the securities.

None of the Fund, the Trust, the Adviser, or their respective affiliates makes any representation to you as to the performance of MRNA.

NONE OF THE FUND, TIDAL TRUST II, OR TIDAL INVESTMENTS LLC IS AFFILIATED, CONNECTED, OR ASSOCIATED WITH MRNA. THE FUND WAS NOT DEVELOPED OR CREATED BY, AND IS NOT SPONSORED, ENDORSED, OR APPROVED BY, MRNA.

Moreover, MRNA has not participated in the development of the Fund’s investment strategy. MRNA does not select or approve the Fund’s portfolio holdings, nor does it participate in the construction, design, or implementation of the Fund. MRNA does not provide any assurances, guarantees, or representations regarding the Fund or its performance. Nothing herein shall be construed as an offer of any security by MRNA.

None of the Fund, the Trust, the Adviser, or their respective affiliates claim any ownership interest in any trademarks owned by Moderna, Inc. or MRNA. All rights in the trademarks are reserved by their respective owners.

Due to the Fund’s investment strategy, the Fund’s investment exposure is concentrated in (or substantially exposed to) the same industry as that assigned to MRNA. As of the date of the Prospectus, MRNA is assigned to the biotechnology industry.

Principal Investment Risks

The principal risks of investing in the Fund are summarized below. As with any investment, there is a risk that you could lose all or a portion of your investment in the Fund. Some or all of these risks may adversely affect the Fund’s net asset value (“NAV”) per share, trading price, yield, total return, and/or ability to meet its objective. For more information about the risks of investing in the Fund, see the section in the Fund’s Prospectus titled “Additional Information About the Funds—Principal Risks of Investing in the Funds.”

An investment in the Fund entails risk. The Fund may not achieve its investment objective and there is a risk that you could lose all of your money invested in the Fund. The Fund is not a complete investment program. It is important that investors closely review all of the risks listed below and understand them before making an investment in the Fund.

Each risk summarized below is considered a “principal risk” of investing in the Fund, regardless of the order in which they appear.

MRNA Risk. The Fund invests in options contracts and swaps that are based on the value of MRNA and may also invest directly in MRNA. These investments in options contracts and swaps subject the Fund to certain of the same risks as if it owned shares of MRNA, even though it may not; although at times the Fund may also hold shares of MRNA directly. By virtue of these investments, the Fund may be subject to the following risks:

Indirect Investment in MRNA Risk. MRNA is not affiliated with the Trust, the Fund, the Adviser, or their respective affiliates and is not involved with this offering in any way and has no obligation to consider your Shares in taking any corporate actions that might affect the value of Shares. Investors in the Fund will not have voting rights and will not be able to influence management of MRNA but will be exposed to the performance of MRNA (the underlying stock). Except to the extent the Fund invests directly in MRNA, investors in the Fund will not have rights to receive dividends or other distributions or any other rights with respect to the underlying stock but will be subject to declines in the performance of the underlying stock.

MRNA Trading Risk. The trading price of MRNA may be highly volatile and could continue to be subject to wide fluctuations in response to various factors. The stock market in general, and the market for technology companies in particular, has experienced extreme price and volume fluctuations that have often been unrelated or disproportionate to the operating performance of those companies. In particular, a large proportion of MRNA may be traded by short sellers which may put pressure on the supply and demand for the common stock of MRNA, further influencing volatility in its market price. Public perception and other factors outside of the control of MRNA may additionally impact MRNA's stock price due to MRNA garnering a disproportionate degree of public attention, regardless of actual operating performance. In addition, in the past, following periods of volatility in the overall market and the market price of a particular company's securities, securities class action litigation has often been instituted against companies such as these. Moreover, stockholder litigation like this has been filed against MRNA in the past. While MRNA continues to defend such actions, any judgment against MRNA, or any future stockholder litigation could result in substantial costs and a diversion of the management of MRNA's attention and resources. If MRNA trading is halted, trading in Shares of the Fund may be impacted, either temporarily or indefinitely.

MRNA Performance Risk. MRNA may fail to meet its publicly announced guidelines or other expectations about its business, which could cause the price of MRNA to decline. MRNA provides guidance regarding its expected financial and business performance, such as projections regarding sales and production, as well as anticipated future revenues, gross margins, profitability and cash flows. Correctly identifying key factors affecting business conditions and predicting future events is inherently an uncertain process, and the guidance MRNA provides may not ultimately be accurate and has in the past been inaccurate in certain respects, such as the timing of new product manufacturing ramps. The guidance is based on certain assumptions such as those relating to global and local economic conditions, anticipated production and sales volumes (which generally are not linear throughout a given period), average sales prices, supplier and commodity costs, and planned cost reductions. If MRNA's guidance is not accurate or varies from actual results due to its inability to meet the assumptions or the impact on its financial performance that could occur as a result of various risks and uncertainties, the market value of common stock issued by MRNA could decline significantly.

Biotechnology Industry Risk. The biotechnology industry can be significantly affected by patent considerations, including the termination of patent protections for products, intense competition both domestically and internationally, rapid technological change and obsolescence, government regulation and expensive insurance costs due to the risk of product liability lawsuits. In addition, the biotechnology industry is an emerging growth industry, and therefore biotechnology companies may be thinly capitalized and more volatile than companies with greater capitalizations. Biotechnology companies must contend with high development costs, which may be exacerbated by the inability to raise prices to cover costs because of managed care pressure, government regulation or price controls.

Pharmaceutical Industry Risk. Drug and medical products companies face the risk of increasing competition from new products or services, generic drug sales, product obsolescence, increased government regulation, termination of patent protections for products and the risk that a product will never come to market. The research and development costs of bringing a new product to market are substantial. These companies may have losses and may not offer proposed products for several years, if at all. The vaccine market, and pharmaceutical market more generally, is intensely competitive and MRNA may not compete effectively in the market for existing or new products, treatment methods or technologies.

Product Uncertainty Risk. There is significant uncertainty around the amount of future revenue MRNA will recognize from sales of its COVID vaccine—which is MRNA's primary source of revenue—as well as sales of RSV and other respiratory vaccines. Accurately forecasting vaccination rates for MRNA's products, which directly impacts overall market size, has been difficult, and these difficulties may persist. Vaccination rates in the future may also be lower than MRNA's expectations, and are likely to be impacted by a number of factors, including public health authority recommendations, medical need, viral evolution and consumer motivation to vaccinate. Additionally, election results in the U.S. may impact policies and priorities related to MRNA's industry.

Regulatory Risk. Any products MRNA may develop are subject to comprehensive regulation by the FDA and comparable foreign regulators. To obtain required regulatory approvals to commercialize any product candidate, MRNA must demonstrate through extensive preclinical studies and clinical trials that its products are safe and effective for their intended use. In addition, regulators conduct pre-approval inspections and negative findings may lead to delay in approval and failure to commercialize a product candidate. Even once approved, products may be subject to recommendations from advisory committees before or after they can be brought to market. The inability to bring new products to market may have a negative impact on MRNA's business, results of operations, and financial condition.

Manufacturing Risk. MRNA or MRNA's third-party manufacturers may encounter difficulties in manufacturing, product release, shelf life, testing, storage, supply chain management or shipping for any of MRNA's products. Further, as MRNA grows as a commercial company and MRNA's drug development pipeline increases and matures, the increased demand for clinical and commercial supplies from MRNA's facilities and third parties may impact MRNA's ability to operate. MRNA relies on third-party service providers, all of whom have inherent risks in their operations.

Derivatives Risk. Derivatives are financial instruments that derive value from the underlying reference asset or assets, such as stocks, bonds, or funds (including ETFs), interest rates or indexes. The Fund's investments in derivatives may pose risks in addition to, and greater than, those associated with directly investing in securities or other ordinary investments, including risk related to the market, imperfect correlation with underlying investments or the Fund's other portfolio holdings, higher price volatility, lack of availability, counterparty risk, liquidity, valuation and legal restrictions. The use of derivatives is a highly specialized activity that involves investment techniques and risks different from those associated with ordinary portfolio securities transactions. The use of derivatives may result in larger losses or smaller gains than directly investing in securities. When the Fund uses derivatives, there may be an imperfect correlation between the value of MRNA and the derivative, which may prevent the Fund from achieving its investment objective. Because derivatives often require only a limited initial investment, the use of derivatives may expose the Fund to losses in excess of those amounts initially invested. In addition, the Fund's investments in derivatives are subject to the following risks:

Options Contracts. The use of options contracts involves investment strategies and risks different from those associated with ordinary portfolio securities transactions. The prices of options are volatile and are influenced by, among other things, actual and anticipated changes in the value of the underlying instrument, including the anticipated volatility, which are affected by fiscal and monetary policies and by national and international political, changes in the actual or implied volatility or the reference asset, the time remaining until the expiration of the option contract and economic events. For the Fund in particular, the value of the options contracts in which it invests is substantially influenced by the value of MRNA. The Fund may experience substantial downside from specific option positions and certain option positions held by the Fund may expire worthless. The options held by the Fund are exercisable at the strike price on their expiration date. As an option approaches its expiration date, its value typically increasingly moves with the value of the underlying instrument. However, prior to such date, the value of an option generally does not increase or decrease at the same rate as the underlying instrument. There may at times be an imperfect correlation between the movement in the values of options contracts and the underlying instrument, and there may at times not be a liquid secondary market for certain options contracts. The value of the options held by the Fund will be determined based on market quotations or other recognized pricing methods. Additionally, as the Fund intends to continuously maintain indirect exposure to MRNA through the use of options contracts, as the options contracts it holds are exercised or expire it will enter into new options contracts, a practice referred to as "rolling." If the expiring options contracts do not generate proceeds enough to cover the cost of entering into new options contracts, the Fund may experience losses.

Swap Agreements Risk. The use of swap transactions is a highly specialized activity, which involves investment techniques and risks different from those associated with ordinary portfolio securities transactions. Whether the Fund will be successful in using swap agreements to achieve its investment goal depends on the ability of the Adviser to structure such swap agreements in accordance with the Fund's investment objective and to identify counterparties for those swap agreements. If the Adviser is unable to enter into swap agreements that provide leveraged exposure to the Underlying Security, the Fund may not meet its stated investment objective. Additionally, any financing, borrowing or other costs associated with using swap transactions may also have the effect of lowering the Fund's return.

The swap agreements in which the Fund invests are generally traded in the over-the-counter market, which generally has less transparency than exchange-traded derivatives instruments. In a standard swap transaction, two parties agree to exchange the return (or differentials in rates of return) earned or realized on particular predetermined reference assets or underlying securities or instruments. The gross return to be exchanged or swapped between the parties is calculated based on a notional amount or the return on or change in value of a particular dollar amount invested in a basket of securities.

If the Underlying Security has a dramatic move that causes a material decline in the Fund's net assets, the terms of a swap agreement between the Fund and its counterparty may permit the counterparty to immediately close out the swap transaction with the Fund. In that event, the Fund may be unable to enter into another swap agreement or invest in other derivatives to achieve exposure consistent with the Fund's investment objective. This may prevent the Fund from achieving its objective, even if the Underlying Security later reverses all or a portion of its movement.

Counterparty Risk. The Fund is subject to counterparty risk by virtue of its investments in options contracts. Transactions in some types of derivatives, including options, are required to be centrally cleared (“cleared derivatives”). In a transaction involving cleared derivatives, the Fund’s counterparty is a clearing house rather than a bank or broker. Since the Fund is not a member of clearing houses and only members of a clearing house (“clearing members”) can participate directly in the clearing house, the Fund will hold cleared derivatives through accounts at clearing members. In cleared derivatives positions, the Fund will make payments (including margin payments) to and receive payments from a clearing house through their accounts at clearing members. Customer funds held at a clearing organization in connection with any options contracts are held in a commingled omnibus account and are not identified to the name of the clearing member’s individual customers. As a result, assets deposited by the Fund with any clearing member as margin for options may, in certain circumstances, be used to satisfy losses of other clients of the Fund’s clearing member. In addition, although clearing members guarantee performance of their clients’ obligations to the clearing house, there is a risk that the assets of the Fund might not be fully protected in the event of the clearing member’s bankruptcy, as the Fund would be limited to recovering only a pro rata share of all available funds segregated on behalf of the clearing member’s customers for the relevant account class. The Fund is also subject to the risk that a limited number of clearing members are willing to transact on the Fund’s behalf, which heightens the risks associated with a clearing member’s default. This risk is greater for the Fund as it seeks to hold options contracts on a single security, and not a broader range of options contracts, which may limit the number of clearing members that are willing to transact on the Fund’s behalf. If a clearing member defaults the Fund could lose some or all of the benefits of a transaction entered into by the Fund with the clearing member. If the Fund cannot find a clearing member to transact with on the Fund’s behalf, the Fund may be unable to effectively implement its investment strategy.

Price Participation Risk. The Fund employs an investment strategy that includes the sale of call option contracts, which limits the degree to which the Fund will participate in increases in value experienced by MRNA over the Call Period. This means that if MRNA experiences an increase in value above the strike price of the sold call options during a Call Period, the Fund will likely not experience that increase to the same extent and may significantly underperform MRNA over the Call Period. Additionally, because the Fund is limited in the degree to which it will participate in increases in value experienced by MRNA over each Call Period, but has full exposure to any decreases in value experienced by MRNA over the Call Period, the NAV of the Fund may decrease over any given time period. The Fund’s NAV is dependent on the value of each options portfolio, which is based principally upon the performance of MRNA. The degree of participation in MRNA gains the Fund will experience will depend on prevailing market conditions, especially market volatility, at the time the Fund enters into the sold call option contracts and will vary from Call Period to Call Period. The value of the options contracts is affected by changes in the value and dividend rates of MRNA, changes in interest rates, changes in the actual or perceived volatility of MRNA and the remaining time to the options’ expiration, as well as trading conditions in the options market. As the price of MRNA changes and time moves towards the expiration of each Call Period, the value of the options contracts, and therefore the Fund’s NAV, will change. However, it is not expected for the Fund’s NAV to directly correlate on a day-to-day basis with the returns of MRNA. The amount of time remaining until the options contract’s expiration date affects the impact of the potential options premiums on the Fund’s NAV, which may not be in full effect until the expiration date of the Fund’s options contracts. Therefore, while changes in the price of the MRNA will result in changes to the Fund’s NAV, the Fund generally anticipates that the rate of change in the Fund’s NAV will be different than that experienced by MRNA.

Equity Market Risk. The prices of equity securities rise and fall daily. These price movements may result from factors affecting individual issuers, industries or the stock market as a whole. In addition, equity markets tend to move in cycles which may cause stock prices to fall over a short and extended periods of time. In a declining stock market, stock prices for all companies may decline, regardless of their long-term prospects.

Distribution Risk. The Fund seeks to provide weekly cash distributions. There is no assurance that the Fund will make a distribution in any given week. If the Fund does make distributions, the amounts of such distributions will likely vary greatly from one distribution to the next. Additionally, the weekly distributions, if any, may consist of returns of capital, which would decrease the Fund’s NAV and trading price over time. As a result, an investor may suffer significant losses to their investment. In addition, while the underlying stock may pay dividends, the Fund’s returns will not include any dividends paid by the underlying stock (except to the extent the Fund invests directly in MRNA), and any income generated by the Fund may be less than the income generated by a direct investment in the underlying stock.

NAV Erosion Risk Due to Distributions. When the Fund makes a distribution, the Fund’s NAV will typically drop by the amount of the distribution on the related ex-dividend date. The repeated payment of distributions by the Fund, if any, may significantly erode the Fund’s NAV and trading price over time. As a result, an investor may suffer significant losses to their investment.

Call Strategy Risks. The path dependency (i.e., the continued use) of the Fund’s call writing strategy will impact the extent that the Fund participates in the positive price returns of MRNA and, in turn, the Fund’s returns, both during the term of the sold call options and over longer time periods. If, for example, each month the Fund were to sell 7% out-of-the-money call options having a one-month term, the Fund’s participation in the positive price returns of MRNA will be capped at 7% in any given month. However, over a longer period (e.g., 5 months), the Fund should not be expected to participate fully in the first 35% (i.e., 5 months x 7%) of the positive price returns of MRNA, or the Fund may even lose money, even if the MRNA share price has appreciated by at least that much over such period, if during any month over that period MRNA had a return less than 7%. This example illustrates that both the Fund’s participation in the positive price returns of MRNA and its returns will depend not only on the price of MRNA but also on the path that MRNA takes over time.

Additionally, when implementing the Covered Call Spread Strategy, the use of credit call spreads introduces further complexities and risks. While purchasing a higher-strike call option limits potential losses from the short call position, it also reduces the net premium received, which may result in lower overall returns compared to a stand-alone covered call strategy. If the price of the Underlying Security rises rapidly, the call spread may still cap upside participation, leading to missed profit opportunities. Furthermore, market conditions, such as mispricing between near-the-money and further out-of-the-money options, may impact the effectiveness of the strategy, potentially resulting in lower-than-expected returns or increased losses. The relative pricing of options at different strike levels can vary due to volatility shifts, liquidity constraints, or other market dynamics, adding an additional layer of uncertainty to the Fund's performance under this strategy.

ETF Risks.

Authorized Participants, Market Makers, and Liquidity Providers Concentration Risk. The Fund has a limited number of financial institutions that are authorized to purchase and redeem Shares directly from the Fund (known as "Authorized Participants" or "APs"). In addition, there may be a limited number of market makers and/or liquidity providers in the marketplace. To the extent either of the following events occur, Shares may trade at a material discount to NAV and possibly face delisting: (i) APs exit the business or otherwise become unable to process creation and/or redemption orders and no other APs step forward to perform these services; or (ii) market makers and/or liquidity providers exit the business or significantly reduce their business activities and no other entities step forward to perform their functions.

Cash Redemption Risk. The Fund's investment strategy may require it to redeem Shares for cash or to otherwise include cash as part of its redemption proceeds. For example, the Fund may not be able to redeem in-kind certain securities held by the Fund (e.g., derivative instruments). In such a case, the Fund may be required to sell or unwind portfolio investments to obtain the cash needed to distribute redemption proceeds. This may cause the Fund to recognize a capital gain that it might not have recognized if it had made a redemption in-kind. As a result, the Fund may pay out higher annual capital gain distributions than if the in-kind redemption process was used. By paying out higher annual capital gain distributions, investors may be subjected to increased capital gains taxes. Additionally, there may be brokerage costs or taxable gains or losses that may be imposed on the Fund in connection with a cash redemption that may not have occurred if the Fund had made a redemption in-kind. These costs could decrease the value of the Fund to the extent they are not offset by a transaction fee payable by an AP.

Costs of Buying or Selling Shares. Buying or selling Shares involves certain costs, including brokerage commissions, other charges imposed by brokers, and bid-ask spreads. The bid-ask spread represents the difference between the price at which an investor is willing to buy Shares and the price at which an investor is willing to sell Shares. The spread varies over time based on the Shares' trading volume and market liquidity. The spread is generally lower if Shares have more trading volume and market liquidity and higher if Shares have little trading volume and market liquidity. Due to the costs of buying or selling Shares, frequent trading of Shares may reduce investment results and an investment in Shares may not be advisable for investors who anticipate regularly making small investments.

Management Risk. The Fund is subject to management risk because it is an actively managed portfolio. In managing the Fund's investment portfolio, the portfolio managers will apply investment techniques and risk analyses that may not produce the desired result. There can be no guarantee that the Fund will meet its investment objective.

Shares May Trade at Prices Other Than NAV. As with all ETFs, Shares may be bought and sold in the secondary market at market prices. Although it is expected that the market price of Shares will approximate the Fund's NAV, there may be times when the market price of Shares is more than the NAV intra-day (premium) or less than the NAV intra-day (discount) due to supply and demand of Shares or during periods of market volatility. This risk is heightened in times of market volatility, periods of steep market declines, and periods when there is limited trading activity for Shares in the secondary market, in which case such premiums or discounts may be significant.

Trading. Although Shares are listed on a national securities exchange, such as NYSE Arca, Inc. (the "Exchange"), and may be traded on U.S. exchanges other than the Exchange, there can be no assurance that an active trading market for the Shares will develop or be maintained or that the Shares will trade with any volume, or at all, on any stock exchange. This risk may be greater for the Fund as it seeks to have exposure to a single underlying stock as opposed to a more diverse portfolio like a traditional pooled investment. In stressed market conditions, the liquidity of Shares may begin to mirror the liquidity of the Fund's underlying portfolio holdings, which can be significantly less liquid than Shares. Shares trade on the Exchange at a market price that may be below, at or above the Fund's NAV. Trading in Shares on the Exchange may be halted due to market conditions or for reasons that, in the view of the Exchange, make trading in Shares inadvisable. In addition, trading in Shares on the Exchange is subject to trading halts caused by extraordinary market volatility pursuant to the Exchange "circuit breaker" rules. There can be no assurance that the requirements of the Exchange necessary to maintain the listing of the Fund will continue to be met or will remain unchanged. In the event of an unscheduled market close for options contracts that reference a single stock, such as MRNA's securities being halted or a market wide closure, settlement prices will be determined by the procedures of the listing exchange of the options contracts. As a result, the Fund could be adversely affected and be unable to implement its investment strategies in the event of an unscheduled closing.

Economic and Market Risk. Economies and financial markets throughout the world are becoming increasingly interconnected, which increases the likelihood that events or conditions in one country or region will adversely impact markets or issuers in other countries or regions. Securities in the Fund's portfolio may underperform in comparison to securities in the general financial markets, a particular financial market, or other asset classes, due to a number of factors, including inflation (or expectations for inflation), deflation (or expectations for deflation), interest rates, global demand for particular products or resources, market instability, financial system instability, debt crises and downgrades, embargoes, tariffs, sanctions and other trade barriers, regulatory events, other governmental trade or market control programs and related geopolitical events. In addition, the value of the Fund's investments may be negatively affected by the occurrence of global events such as war, terrorism, environmental disasters, natural disasters or events, country instability, and infectious disease epidemics or pandemics. The imposition by the U.S. of tariffs on goods imported from foreign countries and reciprocal tariffs levied on U.S. goods by those countries also may lead to volatility and instability in domestic and foreign markets.

High Portfolio Turnover Risk. The Fund may actively and frequently trade all or a significant portion of the Fund's holdings. A high portfolio turnover rate increases transaction costs, which may increase the Fund's expenses. Frequent trading may also cause adverse tax consequences for investors in the Fund due to an increase in short-term capital gains.

Inflation Risk. Inflation risk is the risk that the value of assets or income from investments will be less in the future as inflation decreases the value of money. As inflation increases, the present value of the Fund's assets and distributions, if any, may decline.

Liquidity Risk. Some securities held by the Fund, including options contracts, may be difficult to sell or be illiquid, particularly during times of market turmoil. This risk is greater for the Fund as it will hold options contracts on a single security, and not a broader range of options contracts. Markets for securities or financial instruments could be disrupted by a number of events, including, but not limited to, an economic crisis, natural disasters, epidemics/pandemics, new legislation or regulatory changes inside or outside the United States. Illiquid securities may be difficult to value, especially in changing or volatile markets. If the Fund is forced to sell an illiquid security at an unfavorable time or price, the Fund may be adversely impacted. Certain market conditions or restrictions, such as market rules related to short sales, may prevent the Fund from limiting losses, realizing gains or achieving a high correlation with MRNA. There is no assurance that a security that is deemed liquid when purchased will continue to be liquid. Market illiquidity may cause losses for the Fund.

Money Market Instrument Risk. The Fund may use a variety of money market instruments for cash management purposes, including money market funds, depository accounts and repurchase agreements. Repurchase agreements are contracts in which a seller of securities agrees to buy the securities back at a specified time and price. Repurchase agreements may be subject to market and credit risk related to the collateral securing the repurchase agreement. Money market instruments, including money market funds, may lose money through fees or other means.

Non-Diversification Risk. Because the Fund is "non-diversified," it may invest a greater percentage of its assets in the securities of a single issuer or a smaller number of issuers than if it was a diversified fund. As a result, a decline in the value of an investment in a single issuer or a smaller number of issuers could cause the Fund's overall value to decline to a greater degree than if the Fund held a more diversified portfolio. This may increase the Fund's volatility and cause the performance of a relatively smaller number of issuers to have a greater impact on the Fund's performance.

Operational Risk. The Fund is subject to risks arising from various operational factors, including, but not limited to, human error, processing and communication errors, errors of the Fund's service providers, counterparties or other third-parties, failed or inadequate processes and technology or systems failures. The Fund relies on third-parties for a range of services, including custody. Any delay or failure relating to engaging or maintaining such service providers may affect the Fund's ability to meet its investment objective. Although the Fund, and Adviser seek to reduce these operational risks through controls and procedures, there is no way to completely protect against such risks.

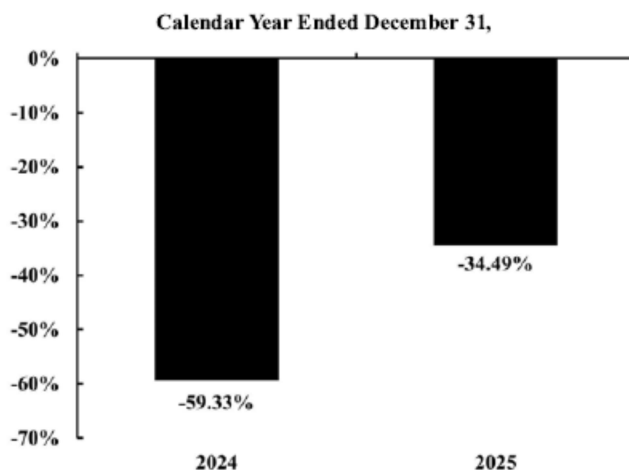
Single Issuer Risk. Issuer-specific attributes may cause an investment in the Fund to be more volatile than a traditional pooled investment which diversifies risk or the market generally. The value of the Fund, which focuses on an individual security (MRNA), may be more volatile than a traditional pooled investment or the market as a whole and may perform differently from the value of a traditional pooled investment or the market as a whole.

Tax Risk. The Fund intends to elect and to qualify each year to be treated as a regulated investment company ("RIC") under Subchapter M of the Internal Revenue Code of 1986, as amended ("Code"). As a RIC, the Fund will not be subject to U.S. federal income tax on the portion of its net investment income and net capital gain that it distributes to Shareholders, provided that it satisfies certain requirements of the Code. If the Fund does not qualify as a RIC for any taxable year and certain relief provisions are not available, the Fund's taxable income will be subject to tax at the Fund level and to a further tax at the shareholder level when such income is distributed. To comply with the asset diversification test applicable to a RIC, the Fund will attempt to ensure that the value of options it holds is never 25% of the total value of Fund assets at the close of any quarter. If the Fund's investments in options were to exceed 25% of the Fund's total assets at the end of a tax quarter, the Fund, generally, has a grace period to cure such lack of compliance. If the Fund fails to timely cure, it may no longer be eligible to be treated as a RIC.

U.S. Government and U.S. Agency Obligations Risk. The Fund may invest in securities issued by the U.S. government or its agencies or instrumentalities. U.S. Government obligations include securities issued or guaranteed as to principal and interest by the U.S. Government, its agencies or instrumentalities, such as the U.S. Treasury. Payment of principal and interest on U.S. Government obligations may be backed by the full faith and credit of the United States or may be backed solely by the issuing or guaranteeing agency or instrumentality itself. In the latter case, the investor must look principally to the agency or instrumentality issuing or guaranteeing the obligation for ultimate repayment, which agency or instrumentality may be privately owned. There can be no assurance that the U.S. Government would provide financial support to its agencies or instrumentalities (including government-sponsored enterprises) where it is not obligated to do so.

Performance

The following performance information provides some indication of the risks of investing in the Fund by showing changes in the Fund's performance over time. The following bar chart shows the Fund's annual returns. The table illustrates how the Fund's average annual returns for the 1-year and since inception periods compare with those of a broad measure of market performance. Although past performance of the Fund is no guarantee of how it will perform in the future, historical performance may give you some indication of the risks of investing in the Fund. Updated performance information is available on the Fund's website at www.yieldmaxetfs.com.



During the period of time shown in the bar chart, the Fund's highest quarterly return was 8.36% for the quarter ended March 31, 2024 and the lowest quarterly return was -35.13% for the quarter ended September 30, 2024.

Average Annual Total Returns

For the Periods Ended December 31, 2025

	1 Year	Since Inception October 23, 2023
Return Before Taxes	-34.49%	-40.53%
Return After Taxes on Distributions	-34.49%	-42.27%
Return After Taxes on Distributions and Sale of Fund Shares	-20.42%	-28.07%
S&P 500 [®] Total Return Index (reflects no deduction for fees, expenses, or taxes) ⁽¹⁾	17.88%	26.48%

⁽¹⁾ The S&P 500[®] Total Return Index is a free-float market capitalization-weighted index of 500 of the largest U.S. companies. The index is calculated on a total return basis with dividends reinvested.

After-tax returns are calculated using the historical highest individual federal marginal income tax rates during the period covered by the table above and do not reflect the impact of state and local taxes. Actual after-tax returns depend on an investor's tax situation and may differ from those shown. After-tax returns shown are not relevant to investors who hold their Shares through tax-deferred or other tax-advantaged arrangements such as an individual retirement account ("IRA").

Management

Investment Adviser: Tidal Investments LLC (the "Adviser") serves as investment adviser to the Fund.

Portfolio Managers:

The following individuals are jointly and primarily responsible for the day-to-day management of the Fund.

Jay Pestrighelli, Portfolio Manager for the Adviser, has been a portfolio manager of the Fund since its inception in 2023.

Scott Snyder, Portfolio Manager for the Adviser, has been a portfolio manager of the Fund since February of 2026.

Matt Brandt, Portfolio Manager for the Adviser, has been a portfolio manager of the Fund since February of 2026.

Purchase and Sale of Shares

The Fund issues and redeems Shares at NAV only in large blocks known as “Creation Units,” which only Authorized Participants (APs) (typically, broker-dealers) may purchase or redeem. The Fund generally issues and redeems Creation Units in exchange for a portfolio of securities (the “Deposit Securities”) and/or a designated amount of U.S. cash.

Shares are listed on the Exchange, and individual Shares may only be bought and sold in the secondary market through brokers at market prices, rather than NAV. Because Shares trade at market prices rather than NAV, Shares may trade at a price greater than NAV (premium) or less than NAV (discount).

An investor may incur costs attributable to the difference between the highest price a buyer is willing to pay to purchase Shares (the “bid” price) and the lowest price a seller is willing to accept for Shares (the “ask” price) when buying or selling Shares in the secondary market. This difference in bid and ask prices is often referred to as the “bid-ask spread.”

Information regarding the Fund’s NAV, market price, how often Shares traded on the Exchange at a premium or discount, and the median bid-ask spreads can be found on the Fund’s website at www.yieldmaxetfs.com.

Tax Information

Fund distributions are generally taxable as ordinary income, qualified dividend income, or capital gains (or a combination), unless an investment is in an individual retirement account (“IRA”) or other tax-advantaged account. Distributions on investments made through tax-deferred arrangements may be taxed later upon withdrawal of assets from those accounts.

Financial Intermediary Compensation

If you purchase Shares through a broker-dealer or other financial intermediary (such as a bank) (an “Intermediary”), the Adviser or its affiliates may pay Intermediaries for certain activities related to the Fund, including participation in activities that are designed to make Intermediaries more knowledgeable about exchange-traded products, including the Fund, or for other activities, such as marketing, educational training, or other initiatives related to the sale or promotion of Shares. These payments may create a conflict of interest by influencing the Intermediary and your salesperson to recommend the Fund over another investment. Any such arrangements do not result in increased Fund expenses. Ask your salesperson or visit the Intermediary’s website for more information.

YieldMax[®] MSFT Option Income Strategy ETF - FUND SUMMARY

Investment Objective

The Fund's primary investment objective is to seek current income. The Fund's secondary investment objective is to seek exposure to the share price of the common stock of Microsoft Corporation ("MSFT" or "Underlying Security"), subject to a limit on potential investment gains.

Fees and Expenses of the Fund

This table describes the fees and expenses that you may pay if you buy, hold, and sell shares of the Fund ("Shares"). **You may pay other fees, such as brokerage commissions and other fees to financial intermediaries, which are not reflected in the table and Example below.**

Annual Fund Operating Expenses⁽¹⁾ (expenses that you pay each year as a percentage of the value of your investment)

Management Fee	0.99%
Distribution and Service (12b-1) Fees	None
Other Expenses (includes interest and tax expense)	0.04%
Total Annual Fund Operating Expenses	1.03%

⁽¹⁾ The Fund's investment adviser, Tidal Investments LLC (the "Adviser"), a Tidal Financial Group company, will pay, or require a sub-adviser to pay, all expenses incurred by the Fund (except for advisory fees and sub-advisory fees, as the case may be) excluding interest charges on any borrowings made for investment purposes, dividends and other expenses on securities sold short, taxes, brokerage commissions and other expenses incurred in placing orders for the purchase and sale of securities and other investment instruments, acquired fund fees and expenses, accrued deferred tax liability, distribution fees and expenses paid by the Fund under any distribution plan adopted pursuant to Rule 12b-1 under the Investment Company Act of 1940, as amended (the "1940 Act"), and litigation expenses and other non-routine or extraordinary expenses.

Expense Example

This Example is intended to help you compare the cost of investing in the Fund with the cost of investing in other funds. The Example assumes that you invest \$10,000 in the Fund for the time periods indicated and then redeem or hold all of your Shares at the end of those periods. The Example also assumes that your investment has a 5% return each year and that the Fund's operating expenses remain the same. The Example does not take into account brokerage commissions that you may pay on your purchases and sales of Shares. Although your actual costs may be higher or lower, based on these assumptions your costs would be:

1 Year	3 Years	5 Years	10 years
\$105	\$328	\$569	\$1,259

Portfolio Turnover

The Fund pays transaction costs, such as commissions, when it buys and sells securities (or "turns over" its portfolio). A higher portfolio turnover rate may indicate higher transaction costs and may result in higher taxes when Shares are held in a taxable account. These costs, which are not reflected in total annual fund operating expenses or in the expense example above, affect the Fund's performance. During the most recent fiscal year ended October 31, 2025, the Fund's portfolio turnover rate was 16% of the average value of its portfolio.

Principal Investment Strategies

The Fund is an actively managed exchange-traded fund ("ETF") that seeks current income while providing exposure to the share price (*i.e.*, the price returns) of the Underlying Security, subject to participation in a portion of potential investment gains. The Fund will employ its investment strategy as it relates to the Underlying Security regardless of whether there are periods of adverse market, economic, or other conditions and will not take temporary defensive positions during such periods. As further described below, the Fund uses either a synthetic covered call strategy or a synthetic covered call spread strategy to seek to generate options premiums and provide indirect exposure to the share price returns of the Underlying Security, subject to participation in a portion of potential investment gains as a result of the nature of the options strategy it employs. That is, the Fund not only seeks to generate options premiums but also aims to derive gains when the value of the Underlying Security increases. The Fund's options contracts provide:

- indirect exposure to the share price returns of the Underlying Security,
- option premiums, and
- participation in a portion of gains, if any, of the share price returns of the Underlying Security.

For more information, see sections “The Fund’s Use of Underlying Security Option Contracts” and “Synthetic Covered Call Strategy” below.

Why invest in the Fund?

- The Fund seeks to generate weekly cash distributions, which is not dependent on the price appreciation of the Underlying Security.
- The Fund seeks to participate in a portion of the gains experienced by the Underlying Security.

That is, although the Fund may not fully participate in gains in the Underlying Security’s stock price, the Fund’s portfolio is designed to generate options premiums.

An Investment in the Fund is not an investment in the Underlying Security.

- **The Fund’s strategy will capture only a portion of its potential gains if the Underlying Security’s stock price increase in value.**
- **The Fund’s strategy is subject to all potential losses if the Underlying Security’s stock price decrease in value, which may not be offset by the options premiums received by the Fund.**
- The Fund may from time to time invest directly in the Underlying Security.
- Fund shareholders are not entitled to any Underlying Security dividends, except to the extent the Fund invests directly in the Underlying Security.

While the Fund seeks to provide current income pursuant to its investment objective, a portion (sometimes significant) of the Fund’s distributions may be classified as return of capital (“ROC”) for financial or tax reporting purposes. Generally speaking, ROC refers to the portion of a distribution from an investment that represents a return of the original investment (principal) rather than income or profit. Accordingly, such distributions do not necessarily reflect the Fund’s income or yield. See the prospectus section titled “Additional Information About the Funds” for more information about option premiums and ROC.

Additional information regarding the Underlying Security is also set forth below.

The Fund’s Use of Underlying Security Option Contracts

As part of the Fund’s synthetic covered call strategy and synthetic covered call spread strategy, the Fund will purchase and sell a combination of standardized exchange-traded and FLEXible EXchange® (“FLEX”) call and put option contracts that are based on the value of the price returns of the Underlying Security.

- In general, an option contract gives the purchaser of the option contract the right to purchase (for a call option) or sell (for a put option) the underlying asset (like shares of the Underlying Security) at a specified price (the “strike price”).
- If exercised, an option contract obligates the seller to deliver shares (for a sold or “short” call) or buy shares (for a sold or “short” put) of the underlying asset at a specified price (the “strike price”).
- Options contracts must be exercised or traded to close within a specified time frame, or they expire. See the chart in section “Fund Portfolio” below for a description of the option contracts utilized by the Fund.

Standardized exchange-traded options include standardized terms. FLEX options are also exchange-traded, but they allow for customizable terms (e.g., the strike price can be negotiated). For more information on FLEX options, see “Additional Information about the Funds – Exchange Traded Options Portfolio.”

The Fund’s options contracts are based on the value of the Underlying Security, which gives the Fund the right or obligation to receive or deliver shares of the Underlying Security on the expiration date of the applicable option contract in exchange for the stated strike price, depending on whether the option contract is a call option or a put option, and whether the Fund purchases or sells the option contract.

Covered Call Strategy

In seeking to achieve its investment objective, the Fund may implement a “*synthetic* covered call” and, to a lesser extent, a “*traditional* covered call” strategy using the standardized exchange-traded and FLEX options described above.

- A *traditional* covered call strategy is an investment strategy where an investor (the Fund) sells a call option on an underlying security it owns.
- A *synthetic* covered call strategy is similar to a traditional covered call strategy in that the investor sells a call option that is based on the value of the underlying security. However, in a synthetic covered call strategy, the investor (the Fund) does not own the underlying security, but rather seeks to *synthetically* replicate 100% of the price movements of the underlying security through the use of various investment instruments.

The Fund's covered call strategies consists of the following three elements, each of which is described in greater detail farther below:

- Direct or synthetic long exposure to the Underlying Security, which allows the Fund to seek to participate in the changes, up or down, in the price of shares of the Underlying Security.
- Covered call writing (where the Underlying Security's call options are sold against the synthetic long portion of the strategy), which allows the Fund to generate options premiums.
- U.S. Treasuries, which are used for collateral for the options, and which generate income.

1. Long Exposure (Synthetic or Direct)

Synthetic Long Exposure: To achieve a synthetic long exposure to the Underlying Security, the Fund will buy the Underlying Security's call options and, simultaneously, sell the Underlying Security's put options to try to replicate the price movements of the Underlying Security. The call options purchased by the Fund and the put options sold by the Fund will generally have one-month to six-month terms and strike prices that are approximately equal to the then-current share price of the Underlying Security at the time the contracts are purchased and sold, respectively. The combination of the long call options and sold put options provides the Fund with indirect investment exposure equal to approximately 100% of the Underlying Security for the duration of the applicable options exposure.

In addition, the Fund may use other instruments and transactions to gain synthetic exposure to the Underlying Security. For example, the Fund may enter into swap contracts that provide exposure to the Underlying Security. The Fund also may utilize additional options strategies, including purchasing call options that are "deep in the money" (i.e., the Underlying Security's price is well above the strike price on the call option).

Direct Long Exposure: The Fund may directly hold equity securities of the Underlying Security.

2. Covered Call Strategies

Covered Call Strategy

As part of its strategy, the Fund will write (sell) call option contracts on the Underlying Security to generate options premiums. These written call options will generally be sold short (i.e., selling a position it does not currently own). The Fund will seek to participate in the share price appreciation of the Underlying Security, if any. However, due to the nature of covered call strategies, the Fund's participation may be subject to a cap (as described below). In this strategy, the call options written (sold) by the Fund will generally have 1- month or less expiration dates (the "Call Period") and generally have a strike price that is approximately 0%-15% above the then-current share price of the Underlying Security.

It is important to note that the sale of the Underlying Security call option contracts will limit the Fund's participation in the appreciation in the Underlying Security's stock price. If the stock price of the Underlying Security increases, the above-referenced synthetic long exposure alone would allow the Fund to experience similar percentage gains. However, if the Underlying Security's stock price appreciates beyond the strike price of one or more of the sold (short) call option contracts, the Fund will lose money on those short call positions, and the losses will, in turn, limit the upside return of the Fund's synthetic long exposure. As a result, the Fund's overall strategy (i.e., the combination of the synthetic long exposure to the Underlying Security and the sold (short) the Underlying Security call positions) will limit the Fund's participation in gains in the Underlying Security's stock price beyond a certain point.

Covered Call Spread Strategy

The Adviser will employ the Covered Call Spread Strategy when it believes it is a better strategy for the Fund as compared to the Covered Call Strategy. The Fund may write (sell) credit call spreads (described below) rather than stand-alone call option contracts to seek greater participation in the potential appreciation of its Underlying Security's share price, while still generating net options premiums. The Adviser will primarily employ this covered call spread strategy when it believes that the share price of its Underlying Security is likely to rise significantly in the short term (e.g., following a substantial selloff or overall positive market news). Additionally, the Adviser may use this strategy in other scenarios (e.g., if the market is undervaluing further out-of-the-money options relative to near-the-money options), where it believes the use of credit call spreads may prove more advantageous to the Fund's total return than the covered call strategy.

A credit call spread involves selling a call option while simultaneously buying a call option with a higher strike price, both with the same expiration date. By writing credit call spreads, the Fund can potentially offset losses incurred from its short call positions if the Underlying Security's share price rises above the strike price.

3. U.S. Treasuries

The Fund will hold short-term U.S. Treasury securities as collateral in connection with the Fund's synthetic covered call strategy. The Fund may also invest in pooled vehicles (e.g., mutual funds and ETFs) that invest in U.S Treasuries.

The Fund intends to continuously maintain exposure to the Underlying Security, primarily through the use of options contracts. As the options contracts it holds are exercised or expire it may enter into new options contracts, a practice referred to as “rolling.” The Fund’s practice of rolling options may result in high portfolio turnover.

Fund’s Weekly Distributions

The Fund will seek to provide weekly cash distributions. The Fund will seek to generate such distributions in the following ways:

- Writing (selling) call option contracts on its Underlying Security as described above to generate options premiums. A premium, in this context, refers to the price the option buyer pays to the option seller (the Fund) for the rights granted by the option. The amount of these premiums is largely affected by the fluctuations in the Underlying Security’s stock prices. However, other elements like interest rates can also influence the level of premiums.
- Investing in short-term U.S. Treasury securities. The income generated by these securities will be influenced by interest rates at the time of investment.
- In addition, the Fund’s use of the Covered Call Spread Strategy may occasionally allow it to capture a substantial portion of any significant increase in the price of its Underlying Security. When this happens, the Fund could receive profits exceeding the initial cost of the call options, and the Fund’s distributions may include some of those profits.

Fund’s Return Profile vs its Underlying Security

For the reasons stated above, the Fund’s performance will differ from that of the Underlying Security’s stock price. The performance differences will depend on, among other things, the price of the Underlying Security, changes in the value of the Underlying Security options contracts the Fund holds, and changes in the value of the U.S. Treasuries.

Fund Portfolio

Principal Holdings		
Portfolio Holdings (All derivative instruments are based on the value of the Underlying Security)	Investment Terms	Expected Target Maturity
Purchased call option contracts	“at-the-money” (<i>i.e.</i> , the strike price is equal to the then-current share price of the Underlying Security at the time of purchase) to provide indirect exposure to positive price returns of the Underlying Security. If the Underlying Security share price increases, these options will generate corresponding increases to the Fund.	1-month to 6-month expiration dates
Sold put option contracts	“at-the-money” (<i>i.e.</i> , the strike price is equal to the then-current share price of the Underlying Security at the time of sale). They are sold to help pay for the purchased call options described above. However, the sold put option contracts provide exposure to the full extent of any share price losses experienced by the Underlying Security.	1-month to 6-month expiration dates
Sold (short) call option contracts (<i>Covered Call Strategy</i>)	The strike price is approximately 0%-15% more than the then-current share price of the Underlying Security at the time of sale. They generate options premiums. However, they also limit some potential positive returns that the Fund may have otherwise experienced from gains in the Underlying Security’s share price.	1-month or less expiration dates

Principal Holdings		
Portfolio Holdings (All derivative instruments are based on the value of the Underlying Security)	Investment Terms	Expected Target Maturity
Sold (short) call option contracts <i>(Covered Call Spread Strategy)</i>	The strike price is approximately 0%-15% more than the then-current share price of the Fund's Underlying Security at the time of sale. Sold call option contracts provide inverse exposure to the full extent of any increases in the value experienced by the Fund's Underlying Security, minus the premium received.	1-month or less expiration dates
Purchased call option contracts <i>(Covered Call Spread Strategy)</i>	"out-of-the-money" (i.e., the strike price is above the strike price of the corresponding Covered Call Spread Strategy sold call). Bought call option contracts provide exposure to the full extent of any increases in the value experienced by the Fund's Underlying Security above the option's strike price.	1-month or less expiration dates
Purchased call option contracts <i>(Deep-in-the-money synthetic long exposure)</i>	"Deep in the money" (i.e., the Underlying Security's price is well above the strike price on the call option) to provide synthetic long exposure designed to closely track price movements of the Underlying Security. These options are expected to exhibit greater sensitivity to changes in the Underlying Security's share price than out-of-the-money or at-the-money calls.	1-month to 6-month expiration dates
Swap contracts	The Fund may enter into swap contracts that provide exposure to the Underlying Security's price movements (and/or total return), generally in exchange for a financing rate and/or other contractual payments. Swap contracts may be used as an alternative or supplement to options positions to obtain exposure to the Underlying Security.	13-month to 60-month terms
Equity securities of the Underlying Security <i>(Direct holdings)</i>	The Fund may purchase and hold shares of the Underlying Security to obtain direct exposure to the Underlying Security's price movements and any distributions.	NA
U.S Treasury Securities and Cash	Multiple series of U.S. Treasury Bills supported by the full faith and credit of the U.S. government. These instruments are used as collateral for the Fund's derivative investments. They will also generate income.	6-month to 2-year maturities

The market value of the cash and treasuries held by the Fund is generally expected to be between 25% and 100% of the Fund's net assets and the market value of the options package is generally expected to be between 0% and 50% of the Fund's net assets (though actual exposures may deviate from these ranges from time to time). In terms of notional value, the combination of these investment instruments provides indirect investment exposure to the Underlying Security equal to at least 95% of the Fund's total assets.

Under normal circumstances, the Fund will invest at least 80% of its net assets, plus borrowings for investment purposes, in securities and financial instruments that provide indirect exposure to MSFT.

The Fund is classified as "non-diversified" under the 1940 Act.

There is no guarantee that the Fund's investment strategy will be properly implemented, and an investor may lose some or all of its investment.

Microsoft Corporation (“MSFT”)

MSFT is a technology company that develops and supports software, services, devices, and solutions. MSFT services include cloud-based solutions that provide customers with software, services, platforms, and content. Products include operating systems, cross-device productivity and collaboration applications, server applications, business solution applications, desktop and server management tools, software development tools, and video games. MSFT is listed on NASDAQ. Per MSFT’s most recent Form 10-K filing, the aggregate market value of common stock, as of the most recent available data at time of drafting this prospectus (December 31, 2024), held by non-affiliates of MSFT was \$3.1 trillion.

MSFT is registered under the Securities Exchange Act of 1934, as amended (the “Exchange Act”). Information provided to or filed with the SEC by MSFT pursuant to the Exchange Act can be located by reference to the SEC file number 001-37845 through the SEC’s website at www.sec.gov. In addition, information regarding MSFT may be obtained from other sources including, but not limited to, press releases, newspaper articles and other publicly disseminated documents.

This document relates only to the securities offered hereby and does not relate to MSFT or other securities of MSFT. The Fund has derived all disclosures contained in this document regarding MSFT from the publicly available documents. None of the Fund, the Trust, the Adviser, or their respective affiliates has participated in the preparation of such publicly available offering documents or made any due diligence inquiry regarding such documents with respect to MSFT. None of the Fund, the Trust, the Adviser, or their respective affiliates makes any representation that such publicly available documents or any other publicly available information regarding MSFT is accurate or complete. Furthermore, the Fund cannot give any assurance that all events occurring prior to the date hereof (including events that would affect the accuracy or completeness of the publicly available documents described above) that would affect the trading price of MSFT (and therefore the price of the Fund at the time we price the securities) have been publicly disclosed. Subsequent disclosure of any such events or the disclosure of or failure to disclose material future events concerning MSFT could affect the value received with respect to the securities and therefore the value of the securities.

None of the Fund, the Trust, the Adviser, or their respective affiliates makes any representation to you as to the performance of MSFT.

NONE OF THE FUND, TIDAL TRUST II, OR TIDAL INVESTMENTS LLC IS AFFILIATED, CONNECTED, OR ASSOCIATED WITH MSFT. THE FUND WAS NOT DEVELOPED OR CREATED BY, AND IS NOT SPONSORED, ENDORSED, OR APPROVED BY, MSFT.

Moreover, MSFT has not participated in the development of the Fund’s investment strategy. MSFT does not select or approve the Fund’s portfolio holdings, nor does it participate in the construction, design, or implementation of the Fund. MSFT does not provide any assurances, guarantees, or representations regarding the Fund or its performance. Nothing herein shall be construed as an offer of any security by MSFT.

None of the Fund, the Trust, the Adviser, or their respective affiliates claim any ownership interest in any trademarks owned by Microsoft Corporation or MSFT. All rights in the trademarks are reserved by their respective owners.

Due to the Fund’s investment strategy, the Fund’s investment exposure is concentrated in (or substantially exposed to) the same industry as that assigned to MSFT. As of the date of the Prospectus, MSFT is assigned to the software industry.

Principal Investment Risks

The principal risks of investing in the Fund are summarized below. As with any investment, there is a risk that you could lose all or a portion of your investment in the Fund. Some or all of these risks may adversely affect the Fund’s net asset value (“NAV”) per share, trading price, yield, total return, and/or ability to meet its objective. For more information about the risks of investing in the Fund, see the section in the Fund’s Prospectus titled “Additional Information About the Funds—Principal Risks of Investing in the Funds.”

An investment in the Fund entails risk. The Fund may not achieve its investment objective and there is a risk that you could lose all of your money invested in the Fund. The Fund is not a complete investment program. It is important that investors closely review all of the risks listed below and understand them before making an investment in the Fund.

Each risk summarized below is considered a “principal risk” of investing in the Fund, regardless of the order in which they appear.

MSFT Risk. The Fund invests in options contracts and swaps that are based on the value of MSFT and may also invest directly in MSFT. These investments in options contracts and swaps subject the Fund to certain of the same risks as if it owned shares of MSFT, even though it may not; although at times the Fund may also hold shares of MSFT directly. By virtue of these investments, the Fund may be subject to the following risks:

Indirect Investment in MSFT Risk. MSFT is not affiliated with the Trust, the Fund, the Adviser, or their respective affiliates and is not involved with this offering in any way and has no obligation to consider your Shares in taking any corporate actions that might affect the value of Shares. Investors in the Fund will not have voting rights and will not be able to influence management of MSFT but will be exposed to the performance of MSFT (the underlying stock). Except to the extent the Fund invests directly in MSFT, investors in the Fund will not have rights to receive dividends or other distributions or any other rights with respect to the underlying stock but will be subject to declines in the performance of the underlying stock.

MSFT Trading Risk. The trading price of MSFT may be highly volatile and could continue to be subject to wide fluctuations in response to various factors. The stock market in general, and the market for technology companies in particular, has experienced extreme price and volume fluctuations that have often been unrelated or disproportionate to the operating performance of those companies. In particular, a large proportion of MSFT may be traded by short sellers which may put pressure on the supply and demand for the common stock of MSFT, further influencing volatility in its market price. Public perception and other factors outside of the control of MSFT may additionally impact MSFT's stock price due to MSFT garnering a disproportionate degree of public attention, regardless of actual operating performance. In addition, in the past, following periods of volatility in the overall market and the market price of a particular company's securities, securities class action litigation has often been instituted against companies such as these. Moreover, stockholder litigation like this has been filed against MSFT in the past. While MSFT continues to defend such actions, any judgment against MSFT, or any future stockholder litigation could result in substantial costs and a diversion of the management of MSFT's attention and resources. If MSFT trading is halted, trading in Shares of the Fund may be impacted, either temporarily or indefinitely.

MSFT Performance Risk. MSFT may fail to meet its publicly announced guidelines or other expectations about its business, which could cause the price of MSFT to decline. MSFT provides guidance regarding its expected financial and business performance, such as projections regarding sales and production, as well as anticipated future revenues, gross margins, profitability and cash flows. Correctly identifying key factors affecting business conditions and predicting future events is inherently an uncertain process, and the guidance MSFT provides may not ultimately be accurate and has in the past been inaccurate in certain respects, such as the timing of new product manufacturing ramps. The guidance is based on certain assumptions such as those relating to global and local economic conditions, anticipated production and sales volumes (which generally are not linear throughout a given period), average sales prices, supplier and commodity costs, and planned cost reductions. If MSFT's guidance is not accurate or varies from actual results due to its inability to meet the assumptions or the impact on its financial performance that could occur as a result of various risks and uncertainties, the market value of common stock issued by MSFT could decline significantly.

Software Industry Risk. The software industry can be significantly affected by intense competition, aggressive pricing, technological innovations, and product obsolescence. Companies in the software industry are subject to significant competitive pressures, such as aggressive pricing, new market entrants, competition for market share, short product cycles due to an accelerated rate of technological developments and the potential for limited earnings and/or falling profit margins. These companies also face the risks that new services, equipment or technologies will not be accepted by consumers and businesses or will become rapidly obsolete. These factors can affect the profitability of these companies and, as a result, the value of their securities. Also, patent protection is integral to the success of many companies in this industry, and profitability can be affected materially by, among other things, the cost of obtaining (or failing to obtain) patent approvals, the cost of litigating patent infringement and the loss of patent protection for products (which significantly increases pricing pressures and can materially reduce profitability with respect to such products). In addition, many software companies have limited operating histories. Prices of these companies' securities historically have been more volatile than other securities, especially over the short term.

Cloud-Based and Artificial Intelligence Services Risk. MSFT's focus on cloud-based and artificial intelligence ("AI") services presents execution and competitive risks, including the incurring of significant costs to build and maintain infrastructure to support such services. It is uncertain whether MSFT's strategies will continue to attract users or generate the revenue required to succeed and, if MSFT fails to generate sufficient usage of its cloud-based and AI services, revenue may not grow in line with MSFT's investments in the necessary infrastructure and development. This could adversely affect MSFT's operations, financial condition and results of operations.

In addition, there may be instances where AI systems are used in ways that are unintended and inappropriate. Some users may also engage in fraudulent or abusive activities through cloud-based and AI services, such as unauthorized account access, payment fraud, or terms of service violations. MSFT's efforts at detecting and controlling such misuse of its cloud-based and AI services may not be effective and MSFT may incur reputation damage or experience adverse impacts to its business and results of operations.

Derivatives Risk. Derivatives are financial instruments that derive value from the underlying reference asset or assets, such as stocks, bonds, or funds (including ETFs), interest rates or indexes. The Fund's investments in derivatives may pose risks in addition to, and greater than, those associated with directly investing in securities or other ordinary investments, including risk related to the market, imperfect correlation with underlying investments or the Fund's other portfolio holdings, higher price volatility, lack of availability, counterparty risk, liquidity, valuation and legal restrictions. The use of derivatives is a highly specialized activity that involves investment techniques and risks different from those associated with ordinary portfolio securities transactions. The use of derivatives may result in larger losses or smaller gains than directly investing in securities. When the Fund uses derivatives, there may be an imperfect correlation between the value of MSFT and the derivative, which may prevent the Fund from achieving its investment objective. Because derivatives often require only a limited initial investment, the use of derivatives may expose the Fund to losses in excess of those amounts initially invested. In addition, the Fund's investments in derivatives are subject to the following risks:

Options Contracts. The use of options contracts involves investment strategies and risks different from those associated with ordinary portfolio securities transactions. The prices of options are volatile and are influenced by, among other things, actual and anticipated changes in the value of the underlying instrument, including the anticipated volatility, which are affected by fiscal and monetary policies and by national and international political, changes in the actual or implied volatility of the reference asset, the time remaining until the expiration of the option contract and economic events. For the Fund in particular, the value of the options contracts in which it invests is substantially influenced by the value of MSFT. The Fund may experience substantial downside from specific option positions and certain option positions held by the Fund may expire worthless. The options held by the Fund are exercisable at the strike price on their expiration date. As an option approaches its expiration date, its value typically increasingly moves with the value of the underlying instrument. However, prior to such date, the value of an option generally does not increase or decrease at the same rate as the underlying instrument. There may at times be an imperfect correlation between the movement in the values of options contracts and the underlying instrument, and there may at times not be a liquid secondary market for certain options contracts. The value of the options held by the Fund will be determined based on market quotations or other recognized pricing methods. Additionally, as the Fund intends to continuously maintain indirect exposure to MSFT through the use of options contracts, as the options contracts it holds are exercised or expire it will enter into new options contracts, a practice referred to as "rolling." If the expiring options contracts do not generate proceeds enough to cover the cost of entering into new options contracts, the Fund may experience losses.

Swap Agreements Risk. The use of swap transactions is a highly specialized activity, which involves investment techniques and risks different from those associated with ordinary portfolio securities transactions. Whether the Fund will be successful in using swap agreements to achieve its investment goal depends on the ability of the Adviser to structure such swap agreements in accordance with the Fund's investment objective and to identify counterparties for those swap agreements. If the Adviser is unable to enter into swap agreements that provide leveraged exposure to the Underlying Security, the Fund may not meet its stated investment objective. Additionally, any financing, borrowing or other costs associated with using swap transactions may also have the effect of lowering the Fund's return.

The swap agreements in which the Fund invests are generally traded in the over-the-counter market, which generally has less transparency than exchange-traded derivatives instruments. In a standard swap transaction, two parties agree to exchange the return (or differentials in rates of return) earned or realized on particular predetermined reference assets or underlying securities or instruments. The gross return to be exchanged or swapped between the parties is calculated based on a notional amount or the return on or change in value of a particular dollar amount invested in a basket of securities.

If the Underlying Security has a dramatic move that causes a material decline in the Fund's net assets, the terms of a swap agreement between the Fund and its counterparty may permit the counterparty to immediately close out the swap transaction with the Fund. In that event, the Fund may be unable to enter into another swap agreement or invest in other derivatives to achieve exposure consistent with the Fund's investment objective. This may prevent the Fund from achieving its objective, even if the Underlying Security later reverses all or a portion of its movement.

Counterparty Risk. The Fund is subject to counterparty risk by virtue of its investments in options contracts. Transactions in some types of derivatives, including options, are required to be centrally cleared (“cleared derivatives”). In a transaction involving cleared derivatives, the Fund’s counterparty is a clearing house rather than a bank or broker. Since the Fund is not a member of clearing houses and only members of a clearing house (“clearing members”) can participate directly in the clearing house, the Fund will hold cleared derivatives through accounts at clearing members. In cleared derivatives positions, the Fund will make payments (including margin payments) to and receive payments from a clearing house through their accounts at clearing members. Customer funds held at a clearing organization in connection with any options contracts are held in a commingled omnibus account and are not identified to the name of the clearing member’s individual customers. As a result, assets deposited by the Fund with any clearing member as margin for options may, in certain circumstances, be used to satisfy losses of other clients of the Fund’s clearing member. In addition, although clearing members guarantee performance of their clients’ obligations to the clearing house, there is a risk that the assets of the Fund might not be fully protected in the event of the clearing member’s bankruptcy, as the Fund would be limited to recovering only a pro rata share of all available funds segregated on behalf of the clearing member’s customers for the relevant account class. The Fund is also subject to the risk that a limited number of clearing members are willing to transact on the Fund’s behalf, which heightens the risks associated with a clearing member’s default. This risk is greater for the Fund as it seeks to hold options contracts on a single security, and not a broader range of options contracts, which may limit the number of clearing members that are willing to transact on the Fund’s behalf. If a clearing member defaults the Fund could lose some or all of the benefits of a transaction entered into by the Fund with the clearing member. If the Fund cannot find a clearing member to transact with on the Fund’s behalf, the Fund may be unable to effectively implement its investment strategy.

Price Participation Risk. The Fund employs an investment strategy that includes the sale of call option contracts, which limits the degree to which the Fund will participate in increases in value experienced by MSFT over the Call Period. This means that if MSFT experiences an increase in value above the strike price of the sold call options during a Call Period, the Fund will likely not experience that increase to the same extent and may significantly underperform MSFT over the Call Period. Additionally, because the Fund is limited in the degree to which it will participate in increases in value experienced by MSFT over each Call Period, but has full exposure to any decreases in value experienced by MSFT over the Call Period, the NAV of the Fund may decrease over any given time period. The Fund’s NAV is dependent on the value of each options portfolio, which is based principally upon the performance of MSFT. The degree of participation in MSFT gains the Fund will experience will depend on prevailing market conditions, especially market volatility, at the time the Fund enters into the sold call option contracts and will vary from Call Period to Call Period. The value of the options contracts is affected by changes in the value and dividend rates of MSFT, changes in interest rates, changes in the actual or perceived volatility of MSFT and the remaining time to the options’ expiration, as well as trading conditions in the options market. As the price of MSFT changes and time moves towards the expiration of each Call Period, the value of the options contracts, and therefore the Fund’s NAV, will change. However, it is not expected for the Fund’s NAV to directly correlate on a day-to-day basis with the returns of MSFT. The amount of time remaining until the options contract’s expiration date affects the impact of the potential options premiums on the Fund’s NAV, which may not be in full effect until the expiration date of the Fund’s options contracts. Therefore, while changes in the price of the MSFT will result in changes to the Fund’s NAV, the Fund generally anticipates that the rate of change in the Fund’s NAV will be different than that experienced by MSFT.

Equity Market Risk. The prices of equity securities rise and fall daily. These price movements may result from factors affecting individual issuers, industries or the stock market as a whole. In addition, equity markets tend to move in cycles which may cause stock prices to fall over a short and extended periods of time. In a declining stock market, stock prices for all companies may decline, regardless of their long-term prospects.

Distribution Risk. The Fund seeks to provide weekly cash distributions. There is no assurance that the Fund will make a distribution in any given week. If the Fund does make distributions, the amounts of such distributions will likely vary greatly from one distribution to the next. Additionally, the weekly distributions, if any, may consist of returns of capital, which would decrease the Fund’s NAV and trading price over time. As a result, an investor may suffer significant losses to their investment. In addition, while the underlying stock may pay dividends, the Fund’s returns will not include any dividends paid by the underlying stock (except to the extent the Fund invests directly in MSFT), and any income generated by the Fund may be less than the income generated by a direct investment in the underlying stock.

NAV Erosion Risk Due to Distributions. When the Fund makes a distribution, the Fund’s NAV will typically drop by the amount of the distribution on the related ex-dividend date. The repeated payment of distributions by the Fund, if any, may significantly erode the Fund’s NAV and trading price over time. As a result, an investor may suffer significant losses to their investment.

Call Strategy Risks. The path dependency (i.e., the continued use) of the Fund’s call writing strategy will impact the extent that the Fund participates in the positive price returns of MSFT and, in turn, the Fund’s returns, both during the term of the sold call options and over longer time periods. If, for example, each month the Fund were to sell 7% out-of-the-money call options having a one-month term, the Fund’s participation in the positive price returns of MSFT will be capped at 7% in any given month. However, over a longer period (e.g., 5 months), the Fund should not be expected to participate fully in the first 35% (i.e., 5 months x 7%) of the positive price returns of MSFT, or the Fund may even lose money, even if the MSFT share price has appreciated by at least that much over such period, if during any month over that period MSFT had a return less than 7%. This example illustrates that both the Fund’s participation in the positive price returns of MSFT and its returns will depend not only on the price of MSFT but also on the path that MSFT takes over time.

Additionally, when implementing the Covered Call Spread Strategy, the use of credit call spreads introduces further complexities and risks. While purchasing a higher-strike call option limits potential losses from the short call position, it also reduces the net premium received, which may result in lower overall returns compared to a stand-alone covered call strategy. If the price of the Underlying Security rises rapidly, the call spread may still cap upside participation, leading to missed profit opportunities. Furthermore, market conditions, such as mispricing between near-the-money and further out-of-the-money options, may impact the effectiveness of the strategy, potentially resulting in lower-than-expected returns or increased losses. The relative pricing of options at different strike levels can vary due to volatility shifts, liquidity constraints, or other market dynamics, adding an additional layer of uncertainty to the Fund's performance under this strategy.

ETF Risks.

Authorized Participants, Market Makers, and Liquidity Providers Concentration Risk. The Fund has a limited number of financial institutions that are authorized to purchase and redeem Shares directly from the Fund (known as "Authorized Participants" or "APs"). In addition, there may be a limited number of market makers and/or liquidity providers in the marketplace. To the extent either of the following events occur, Shares may trade at a material discount to NAV and possibly face delisting: (i) APs exit the business or otherwise become unable to process creation and/or redemption orders and no other APs step forward to perform these services; or (ii) market makers and/or liquidity providers exit the business or significantly reduce their business activities and no other entities step forward to perform their functions.

Cash Redemption Risk. The Fund's investment strategy may require it to redeem Shares for cash or to otherwise include cash as part of its redemption proceeds. For example, the Fund may not be able to redeem in-kind certain securities held by the Fund (e.g., derivative instruments). In such a case, the Fund may be required to sell or unwind portfolio investments to obtain the cash needed to distribute redemption proceeds. This may cause the Fund to recognize a capital gain that it might not have recognized if it had made a redemption in-kind. As a result, the Fund may pay out higher annual capital gain distributions than if the in-kind redemption process was used. By paying out higher annual capital gain distributions, investors may be subjected to increased capital gains taxes. Additionally, there may be brokerage costs or taxable gains or losses that may be imposed on the Fund in connection with a cash redemption that may not have occurred if the Fund had made a redemption in-kind. These costs could decrease the value of the Fund to the extent they are not offset by a transaction fee payable by an AP.

Costs of Buying or Selling Shares. Buying or selling Shares involves certain costs, including brokerage commissions, other charges imposed by brokers, and bid-ask spreads. The bid-ask spread represents the difference between the price at which an investor is willing to buy Shares and the price at which an investor is willing to sell Shares. The spread varies over time based on the Shares' trading volume and market liquidity. The spread is generally lower if Shares have more trading volume and market liquidity and higher if Shares have little trading volume and market liquidity. Due to the costs of buying or selling Shares, frequent trading of Shares may reduce investment results and an investment in Shares may not be advisable for investors who anticipate regularly making small investments.

Management Risk. The Fund is subject to management risk because it is an actively managed portfolio. In managing the Fund's investment portfolio, the portfolio managers will apply investment techniques and risk analyses that may not produce the desired result. There can be no guarantee that the Fund will meet its investment objective.

Shares May Trade at Prices Other Than NAV. As with all ETFs, Shares may be bought and sold in the secondary market at market prices. Although it is expected that the market price of Shares will approximate the Fund's NAV, there may be times when the market price of Shares is more than the NAV intra-day (premium) or less than the NAV intra-day (discount) due to supply and demand of Shares or during periods of market volatility. This risk is heightened in times of market volatility, periods of steep market declines, and periods when there is limited trading activity for Shares in the secondary market, in which case such premiums or discounts may be significant.

Trading. Although Shares are listed on a national securities exchange, such as NYSE Arca, Inc. (the "Exchange"), and may be traded on U.S. exchanges other than the Exchange, there can be no assurance that an active trading market for the Shares will develop or be maintained or that the Shares will trade with any volume, or at all, on any stock exchange. This risk may be greater for the Fund as it seeks to have exposure to a single underlying stock as opposed to a more diverse portfolio like a traditional pooled investment. In stressed market conditions, the liquidity of Shares may begin to mirror the liquidity of the Fund's underlying portfolio holdings, which can be significantly less liquid than Shares. Shares trade on the Exchange at a market price that may be below, at or above the Fund's NAV. Trading in Shares on the Exchange may be halted due to market conditions or for reasons that, in the view of the Exchange, make trading in Shares inadvisable. In addition, trading in Shares on the Exchange is subject to trading halts caused by extraordinary market volatility pursuant to the Exchange "circuit breaker" rules. There can be no assurance that the requirements of the Exchange necessary to maintain the listing of the Fund will continue to be met or will remain unchanged. In the event of an unscheduled market close for options contracts that reference a single stock, such as MSFT's securities being halted or a market wide closure, settlement prices will be determined by the procedures of the listing exchange of the options contracts. As a result, the Fund could be adversely affected and be unable to implement its investment strategies in the event of an unscheduled closing.

Economic and Market Risk. Economies and financial markets throughout the world are becoming increasingly interconnected, which increases the likelihood that events or conditions in one country or region will adversely impact markets or issuers in other countries or regions. Securities in the Fund's portfolio may underperform in comparison to securities in the general financial markets, a particular financial market, or other asset classes, due to a number of factors, including inflation (or expectations for inflation), deflation (or expectations for deflation), interest rates, global demand for particular products or resources, market instability, financial system instability, debt crises and downgrades, embargoes, tariffs, sanctions and other trade barriers, regulatory events, other governmental trade or market control programs and related geopolitical events. In addition, the value of the Fund's investments may be negatively affected by the occurrence of global events such as war, terrorism, environmental disasters, natural disasters or events, country instability, and infectious disease epidemics or pandemics. The imposition by the U.S. of tariffs on goods imported from foreign countries and reciprocal tariffs levied on U.S. goods by those countries also may lead to volatility and instability in domestic and foreign markets.

High Portfolio Turnover Risk. The Fund may actively and frequently trade all or a significant portion of the Fund's holdings. A high portfolio turnover rate increases transaction costs, which may increase the Fund's expenses. Frequent trading may also cause adverse tax consequences for investors in the Fund due to an increase in short-term capital gains.

Inflation Risk. Inflation risk is the risk that the value of assets or income from investments will be less in the future as inflation decreases the value of money. As inflation increases, the present value of the Fund's assets and distributions, if any, may decline.

Liquidity Risk. Some securities held by the Fund, including options contracts, may be difficult to sell or be illiquid, particularly during times of market turmoil. This risk is greater for the Fund as it will hold options contracts on a single security, and not a broader range of options contracts. Markets for securities or financial instruments could be disrupted by a number of events, including, but not limited to, an economic crisis, natural disasters, epidemics/pandemics, new legislation or regulatory changes inside or outside the United States. Illiquid securities may be difficult to value, especially in changing or volatile markets. If the Fund is forced to sell an illiquid security at an unfavorable time or price, the Fund may be adversely impacted. Certain market conditions or restrictions, such as market rules related to short sales, may prevent the Fund from limiting losses, realizing gains or achieving a high correlation with MSFT. There is no assurance that a security that is deemed liquid when purchased will continue to be liquid. Market illiquidity may cause losses for the Fund.

Money Market Instrument Risk. The Fund may use a variety of money market instruments for cash management purposes, including money market funds, depository accounts and repurchase agreements. Repurchase agreements are contracts in which a seller of securities agrees to buy the securities back at a specified time and price. Repurchase agreements may be subject to market and credit risk related to the collateral securing the repurchase agreement. Money market instruments, including money market funds, may lose money through fees or other means.

Non-Diversification Risk. Because the Fund is "non-diversified," it may invest a greater percentage of its assets in the securities of a single issuer or a smaller number of issuers than if it was a diversified fund. As a result, a decline in the value of an investment in a single issuer or a smaller number of issuers could cause the Fund's overall value to decline to a greater degree than if the Fund held a more diversified portfolio. This may increase the Fund's volatility and cause the performance of a relatively smaller number of issuers to have a greater impact on the Fund's performance.

Operational Risk. The Fund is subject to risks arising from various operational factors, including, but not limited to, human error, processing and communication errors, errors of the Fund's service providers, counterparties or other third-parties, failed or inadequate processes and technology or systems failures. The Fund relies on third-parties for a range of services, including custody. Any delay or failure relating to engaging or maintaining such service providers may affect the Fund's ability to meet its investment objective. Although the Fund, and Adviser seek to reduce these operational risks through controls and procedures, there is no way to completely protect against such risks.

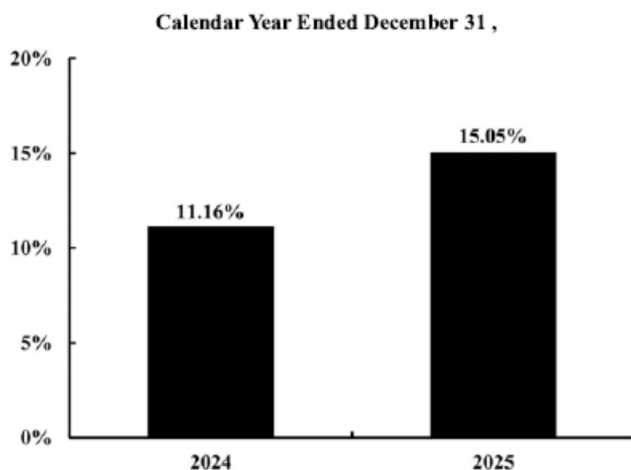
Single Issuer Risk. Issuer-specific attributes may cause an investment in the Fund to be more volatile than a traditional pooled investment which diversifies risk or the market generally. The value of the Fund, which focuses on an individual security (MSFT), may be more volatile than a traditional pooled investment or the market as a whole and may perform differently from the value of a traditional pooled investment or the market as a whole.

Tax Risk. The Fund intends to elect and to qualify each year to be treated as a regulated investment company ("RIC") under Subchapter M of the Internal Revenue Code of 1986, as amended ("Code"). As a RIC, the Fund will not be subject to U.S. federal income tax on the portion of its net investment income and net capital gain that it distributes to Shareholders, provided that it satisfies certain requirements of the Code. If the Fund does not qualify as a RIC for any taxable year and certain relief provisions are not available, the Fund's taxable income will be subject to tax at the Fund level and to a further tax at the shareholder level when such income is distributed. To comply with the asset diversification test applicable to a RIC, the Fund will attempt to ensure that the value of options it holds is never 25% of the total value of Fund assets at the close of any quarter. If the Fund's investments in options were to exceed 25% of the Fund's total assets at the end of a tax quarter, the Fund, generally, has a grace period to cure such lack of compliance. If the Fund fails to timely cure, it may no longer be eligible to be treated as a RIC.

U.S. Government and U.S. Agency Obligations Risk. The Fund may invest in securities issued by the U.S. government or its agencies or instrumentalities. U.S. Government obligations include securities issued or guaranteed as to principal and interest by the U.S. Government, its agencies or instrumentalities, such as the U.S. Treasury. Payment of principal and interest on U.S. Government obligations may be backed by the full faith and credit of the United States or may be backed solely by the issuing or guaranteeing agency or instrumentality itself. In the latter case, the investor must look principally to the agency or instrumentality issuing or guaranteeing the obligation for ultimate repayment, which agency or instrumentality may be privately owned. There can be no assurance that the U.S. Government would provide financial support to its agencies or instrumentalities (including government-sponsored enterprises) where it is not obligated to do so.

Performance

The following performance information provides some indication of the risks of investing in the Fund by showing changes in the Fund's performance over time. The following bar chart shows the Fund's annual returns. The table illustrates how the Fund's average annual returns for the 1-year and since inception periods compare with those of a broad measure of market performance. Although past performance of the Fund is no guarantee of how it will perform in the future, historical performance may give you some indication of the risks of investing in the Fund. Updated performance information is available on the Fund's website at www.yieldmaxetfs.com.



During the period of time shown in the bar chart, the Fund's highest quarterly return was 26.22% for the quarter ended June 30, 2025 and the lowest quarterly return was -8.31% for the quarter ended March 31, 2025.

Average Annual Total Returns

For the Periods Ended December 31, 2025

	1 Year	Since Inception August 24, 2023
Return Before Taxes	15.05%	19.51%
Return After Taxes on Distributions	8.05%	12.04%
Return After Taxes on Distributions and Sale of Fund Shares	8.69%	11.74%
S&P 500 [®] Total Return Index (reflects no deduction for fees, expenses, or taxes) ⁽¹⁾	17.88%	22.61%

⁽¹⁾ The S&P 500[®] Total Return Index is a free-float market capitalization-weighted index of 500 of the largest U.S. companies. The index is calculated on a total return basis with dividends reinvested.

After-tax returns are calculated using the historical highest individual federal marginal income tax rates during the period covered by the table above and do not reflect the impact of state and local taxes. Actual after-tax returns depend on an investor's tax situation and may differ from those shown. After-tax returns shown are not relevant to investors who hold their Shares through tax-deferred or other tax-advantaged arrangements such as an individual retirement account ("IRA").

Management

Investment Adviser: Tidal Investments LLC (the "Adviser") serves as investment adviser to the Fund.

Portfolio Managers:

The following individuals are jointly and primarily responsible for the day-to-day management of the Fund.

Jay Pestrighelli, Portfolio Manager for the Adviser, has been a portfolio manager of the Fund since its inception in 2023.

Scott Snyder, Portfolio Manager for the Adviser, has been a portfolio manager of the Fund since February of 2026.

Matt Brandt, Portfolio Manager for the Adviser, has been a portfolio manager of the Fund since February of 2026.

Purchase and Sale of Shares

The Fund issues and redeems Shares at NAV only in large blocks known as “Creation Units,” which only Authorized Participants (APs) (typically, broker-dealers) may purchase or redeem. The Fund generally issues and redeems Creation Units in exchange for a portfolio of securities (the “Deposit Securities”) and/or a designated amount of U.S. cash.

Shares are listed on the Exchange, and individual Shares may only be bought and sold in the secondary market through brokers at market prices, rather than NAV. Because Shares trade at market prices rather than NAV, Shares may trade at a price greater than NAV (premium) or less than NAV (discount).

An investor may incur costs attributable to the difference between the highest price a buyer is willing to pay to purchase Shares (the “bid” price) and the lowest price a seller is willing to accept for Shares (the “ask” price) when buying or selling Shares in the secondary market. This difference in bid and ask prices is often referred to as the “bid-ask spread.”

Information regarding the Fund’s NAV, market price, how often Shares traded on the Exchange at a premium or discount, and the median bid-ask spreads can be found on the Fund’s website at www.yieldmaxetfs.com.

Tax Information

Fund distributions are generally taxable as ordinary income, qualified dividend income, or capital gains (or a combination), unless an investment is in an individual retirement account (“IRA”) or other tax-advantaged account. Distributions on investments made through tax-deferred arrangements may be taxed later upon withdrawal of assets from those accounts.

Financial Intermediary Compensation

If you purchase Shares through a broker-dealer or other financial intermediary (such as a bank) (an “Intermediary”), the Adviser or its affiliates may pay Intermediaries for certain activities related to the Fund, including participation in activities that are designed to make Intermediaries more knowledgeable about exchange-traded products, including the Fund, or for other activities, such as marketing, educational training, or other initiatives related to the sale or promotion of Shares. These payments may create a conflict of interest by influencing the Intermediary and your salesperson to recommend the Fund over another investment. Any such arrangements do not result in increased Fund expenses. Ask your salesperson or visit the Intermediary’s website for more information.

YieldMax[®] NFLX Option Income Strategy ETF - FUND SUMMARY

Investment Objective

The Fund's primary investment objective is to seek current income. The Fund's secondary investment objective is to seek exposure to the share price of the common stock of Netflix, Inc. ("NFLX" or "Underlying Security"), subject to a limit on potential investment gains.

Fees and Expenses of the Fund

This table describes the fees and expenses that you may pay if you buy, hold, and sell shares of the Fund ("Shares"). **You may pay other fees, such as brokerage commissions and other fees to financial intermediaries, which are not reflected in the table and Example below.**

Annual Fund Operating Expenses⁽¹⁾ (expenses that you pay each year as a percentage of the value of your investment)

Management Fee	0.99%
Distribution and Service (12b-1) Fees	None
Other Expenses (includes interest and tax expense)	0.02%
Total Annual Fund Operating Expenses	1.01%

⁽¹⁾ The Fund's investment adviser, Tidal Investments LLC (the "Adviser"), a Tidal Financial Group company, will pay, or require a sub-adviser to pay, all expenses incurred by the Fund (except for advisory fees and sub-advisory fees, as the case may be) excluding interest charges on any borrowings made for investment purposes, dividends and other expenses on securities sold short, taxes, brokerage commissions and other expenses incurred in placing orders for the purchase and sale of securities and other investment instruments, acquired fund fees and expenses, accrued deferred tax liability, distribution fees and expenses paid by the Fund under any distribution plan adopted pursuant to Rule 12b-1 under the Investment Company Act of 1940, as amended (the "1940 Act"), and litigation expenses and other non-routine or extraordinary expenses.

Expense Example

This Example is intended to help you compare the cost of investing in the Fund with the cost of investing in other funds. The Example assumes that you invest \$10,000 in the Fund for the time periods indicated and then redeem or hold all of your Shares at the end of those periods. The Example also assumes that your investment has a 5% return each year and that the Fund's operating expenses remain the same. The Example does not take into account brokerage commissions that you may pay on your purchases and sales of Shares. Although your actual costs may be higher or lower, based on these assumptions your costs would be:

1 Year	3 Years	5 Years	10 Years
\$103	\$322	\$558	\$1,236

Portfolio Turnover

The Fund pays transaction costs, such as commissions, when it buys and sells securities (or "turns over" its portfolio). A higher portfolio turnover rate may indicate higher transaction costs and may result in higher taxes when Shares are held in a taxable account. These costs, which are not reflected in total annual fund operating expenses or in the expense example above, affect the Fund's performance. During the most recent fiscal year ended October 31, 2025, the Fund's portfolio turnover rate was 33% of the average value of its portfolio.

Principal Investment Strategies

The Fund is an actively managed exchange-traded fund ("ETF") that seeks current income while providing exposure to the share price (*i.e.*, the price returns) of the Underlying Security, subject to participation in a portion of potential investment gains. The Fund will employ its investment strategy as it relates to the Underlying Security regardless of whether there are periods of adverse market, economic, or other conditions and will not take temporary defensive positions during such periods. As further described below, the Fund uses either a synthetic covered call strategy or a synthetic covered call spread strategy to seek to generate options premiums and provide indirect exposure to the share price returns of the Underlying Security, subject to participation in a portion of potential investment gains as a result of the nature of the options strategy it employs. That is, the Fund not only seeks to generate options premiums but also aims to derive gains when the value of the Underlying Security increases. The Fund's options contracts provide:

- indirect exposure to the share price returns of the Underlying Security,
- option premiums, and
- participation in a portion of gains, if any, of the share price returns of the Underlying Security.

For more information, see sections “The Fund’s Use of Underlying Security Option Contracts” and “Synthetic Covered Call Strategy” below.

Why invest in the Fund?

- The Fund seeks to generate weekly cash distributions, which is not dependent on the price appreciation of the Underlying Security.
- The Fund seeks to participate in a portion of the gains experienced by the Underlying Security.

That is, although the Fund may not fully participate in gains in the Underlying Security’s stock price, the Fund’s portfolio is designed to generate options premiums.

An Investment in the Fund is not an investment in the Underlying Security.

- **The Fund’s strategy will capture only a portion of its potential gains if the Underlying Security’s stock price increase in value.**
- **The Fund’s strategy is subject to all potential losses if the Underlying Security’s stock price decrease in value, which may not be offset by the options premiums received by the Fund.**
- The Fund may from time to time invest directly in the Underlying Security.
- Fund shareholders are not entitled to any Underlying Security dividends, except to the extent the Fund invests directly in the Underlying Security.

While the Fund seeks to provide current income pursuant to its investment objective, a portion (sometimes significant) of the Fund’s distributions may be classified as return of capital (“ROC”) for financial or tax reporting purposes. Generally speaking, ROC refers to the portion of a distribution from an investment that represents a return of the original investment (principal) rather than income or profit. Accordingly, such distributions do not necessarily reflect the Fund’s income or yield. See the prospectus section titled “Additional Information About the Funds” for more information about option premiums and ROC.

Additional information regarding the Underlying Security is also set forth below.

The Fund’s Use of Underlying Security Option Contracts

As part of the Fund’s synthetic covered call strategy and synthetic covered call spread strategy, the Fund will purchase and sell a combination of standardized exchange-traded and FLEXible EXchange® (“FLEX”) call and put option contracts that are based on the value of the price returns of the Underlying Security.

- In general, an option contract gives the purchaser of the option contract the right to purchase (for a call option) or sell (for a put option) the underlying asset (like shares of the Underlying Security) at a specified price (the “strike price”).
- If exercised, an option contract obligates the seller to deliver shares (for a sold or “short” call) or buy shares (for a sold or “short” put) of the underlying asset at a specified price (the “strike price”).
- Options contracts must be exercised or traded to close within a specified time frame, or they expire. See the chart in section “Fund Portfolio” below for a description of the option contracts utilized by the Fund.

Standardized exchange-traded options include standardized terms. FLEX options are also exchange-traded, but they allow for customizable terms (e.g., the strike price can be negotiated). For more information on FLEX options, see “Additional Information about the Funds – Exchange Traded Options Portfolio.”

The Fund’s options contracts are based on the value of the Underlying Security, which gives the Fund the right or obligation to receive or deliver shares of the Underlying Security on the expiration date of the applicable option contract in exchange for the stated strike price, depending on whether the option contract is a call option or a put option, and whether the Fund purchases or sells the option contract.

Covered Call Strategy

In seeking to achieve its investment objective, the Fund may implement a “*synthetic* covered call” and, to a lesser extent, a “*traditional* covered call” strategy using the standardized exchange-traded and FLEX options described above.

- A *traditional* covered call strategy is an investment strategy where an investor (the Fund) sells a call option on an underlying security it owns.
- A *synthetic* covered call strategy is similar to a traditional covered call strategy in that the investor sells a call option that is based on the value of the underlying security. However, in a synthetic covered call strategy, the investor (the Fund) does not own the underlying security, but rather seeks to *synthetically* replicate 100% of the price movements of the underlying security through the use of various investment instruments.

The Fund's covered call strategies consists of the following three elements, each of which is described in greater detail farther below:

- Direct or synthetic long exposure to the Underlying Security, which allows the Fund to seek to participate in the changes, up or down, in the price of shares of the Underlying Security.
- Covered call writing (where the Underlying Security's call options are sold against the synthetic long portion of the strategy), which allows the Fund to generate options premiums.
- U.S. Treasuries, which are used for collateral for the options, and which generate income.

1. Long Exposure (Synthetic or Direct)

Synthetic Long Exposure: To achieve a synthetic long exposure to the Underlying Security, the Fund will buy the Underlying Security's call options and, simultaneously, sell the Underlying Security's put options to try to replicate the price movements of the Underlying Security. The call options purchased by the Fund and the put options sold by the Fund will generally have one-month to six-month terms and strike prices that are approximately equal to the then-current share price of the Underlying Security at the time the contracts are purchased and sold, respectively. The combination of the long call options and sold put options provides the Fund with indirect investment exposure equal to approximately 100% of the Underlying Security for the duration of the applicable options exposure.

In addition, the Fund may use other instruments and transactions to gain synthetic exposure to the Underlying Security. For example, the Fund may enter into swap contracts that provide exposure to the Underlying Security. The Fund also may utilize additional options strategies, including purchasing call options that are "deep in the money" (i.e., the Underlying Security's price is well above the strike price on the call option).

Direct Long Exposure: The Fund may directly hold equity securities of the Underlying Security.

2. Covered Call Strategies

Covered Call Strategy

As part of its strategy, the Fund will write (sell) call option contracts on the Underlying Security to generate options premiums. These written call options will generally be sold short (i.e., selling a position it does not currently own). The Fund will seek to participate in the share price appreciation of the Underlying Security, if any. However, due to the nature of covered call strategies, the Fund's participation may be subject to a cap (as described below). In this strategy, the call options written (sold) by the Fund will generally have 1- month or less expiration dates (the "Call Period") and generally have a strike price that is approximately 0%-15% above the then-current share price of the Underlying Security.

It is important to note that the sale of the Underlying Security call option contracts will limit the Fund's participation in the appreciation in the Underlying Security's stock price. If the stock price of the Underlying Security increases, the above-referenced synthetic long exposure alone would allow the Fund to experience similar percentage gains. However, if the Underlying Security's stock price appreciates beyond the strike price of one or more of the sold (short) call option contracts, the Fund will lose money on those short call positions, and the losses will, in turn, limit the upside return of the Fund's synthetic long exposure. As a result, the Fund's overall strategy (i.e., the combination of the synthetic long exposure to the Underlying Security and the sold (short) the Underlying Security call positions) will limit the Fund's participation in gains in the Underlying Security's stock price beyond a certain point.

Covered Call Spread Strategy

The Adviser will employ the Covered Call Spread Strategy when it believes it is a better strategy for the Fund as compared to the Covered Call Strategy. The Fund may write (sell) credit call spreads (described below) rather than stand-alone call option contracts to seek greater participation in the potential appreciation of its Underlying Security's share price, while still generating net options premiums. The Adviser will primarily employ this covered call spread strategy when it believes that the share price of its Underlying Security is likely to rise significantly in the short term (e.g., following a substantial selloff or overall positive market news). Additionally, the Adviser may use this strategy in other scenarios (e.g., if the market is undervaluing further out-of-the-money options relative to near-the-money options), where it believes the use of credit call spreads may prove more advantageous to the Fund's total return than the covered call strategy.

A credit call spread involves selling a call option while simultaneously buying a call option with a higher strike price, both with the same expiration date. By writing credit call spreads, the Fund can potentially offset losses incurred from its short call positions if the Underlying Security's share price rises above the strike price.

3. U.S. Treasuries

The Fund will hold short-term U.S. Treasury securities as collateral in connection with the Fund's synthetic covered call strategy. The Fund may also invest in pooled vehicles (e.g., mutual funds and ETFs) that invest in U.S Treasuries.

The Fund intends to continuously maintain exposure to the Underlying Security, primarily through the use of options contracts. As the options contracts it holds are exercised or expire it may enter into new options contracts, a practice referred to as “rolling.” The Fund’s practice of rolling options may result in high portfolio turnover.

Fund’s Weekly Distributions

The Fund will seek to provide weekly cash distributions. The Fund will seek to generate such distributions in the following ways:

- Writing (selling) call option contracts on its Underlying Security as described above to generate options premiums. A premium, in this context, refers to the price the option buyer pays to the option seller (the Fund) for the rights granted by the option. The amount of these premiums is largely affected by the fluctuations in the Underlying Security’s stock prices. However, other elements like interest rates can also influence the level of premiums.
- Investing in short-term U.S. Treasury securities. The income generated by these securities will be influenced by interest rates at the time of investment.
- In addition, the Fund’s use of the Covered Call Spread Strategy may occasionally allow it to capture a substantial portion of any significant increase in the price of its Underlying Security. When this happens, the Fund could receive profits exceeding the initial cost of the call options, and the Fund’s distributions may include some of those profits.

Fund’s Return Profile vs its Underlying Security

For the reasons stated above, the Fund’s performance will differ from that of the Underlying Security’s stock price. The performance differences will depend on, among other things, the price of the Underlying Security, changes in the value of the Underlying Security options contracts the Fund holds, and changes in the value of the U.S. Treasuries.

Fund Portfolio

Principal Holdings		
Portfolio Holdings (All derivative instruments are based on the value of the Underlying Security)	Investment Terms	Expected Target Maturity
Purchased call option contracts	<p>“at-the-money” (<i>i.e.</i>, the strike price is equal to the then-current share price of the Underlying Security at the time of purchase) to provide indirect exposure to positive price returns of the Underlying Security.</p> <p>If the Underlying Security share price increases, these options will generate corresponding increases to the Fund.</p>	1-month to 6-month expiration dates
Sold put option contracts	<p>“at-the-money” (<i>i.e.</i>, the strike price is equal to the then-current share price of the Underlying Security at the time of sale).</p> <p>They are sold to help pay for the purchased call options described above.</p> <p>However, the sold put option contracts provide exposure to the full extent of any share price losses experienced by the Underlying Security.</p>	1-month to 6-month expiration dates
Sold (short) call option contracts (<i>Covered Call Strategy</i>)	<p>The strike price is approximately 0%-15% more than the then-current share price of the Underlying Security at the time of sale.</p> <p>They generate options premiums. However, they also limit some potential positive returns that the Fund may have otherwise experienced from gains in the Underlying Security’s share price.</p>	1-month or less expiration dates

Principal Holdings		
Portfolio Holdings (All derivative instruments are based on the value of the Underlying Security)	Investment Terms	Expected Target Maturity
Sold (short) call option contracts <i>(Covered Call Spread Strategy)</i>	The strike price is approximately 0%-15% more than the then-current share price of the Fund's Underlying Security at the time of sale. Sold call option contracts provide inverse exposure to the full extent of any increases in the value experienced by the Fund's Underlying Security, minus the premium received.	1-month or less expiration dates
Purchased call option contracts <i>(Covered Call Spread Strategy)</i>	"out-of-the-money" (i.e., the strike price is above the strike price of the corresponding Covered Call Spread Strategy sold call). Bought call option contracts provide exposure to the full extent of any increases in the value experienced by the Fund's Underlying Security above the option's strike price.	1-month or less expiration dates
Purchased call option contracts <i>(Deep-in-the-money synthetic long exposure)</i>	"Deep in the money" (i.e., the Underlying Security's price is well above the strike price on the call option) to provide synthetic long exposure designed to closely track price movements of the Underlying Security. These options are expected to exhibit greater sensitivity to changes in the Underlying Security's share price than out-of-the-money or at-the-money calls.	1-month to 6-month expiration dates
Swap contracts	The Fund may enter into swap contracts that provide exposure to the Underlying Security's price movements (and/or total return), generally in exchange for a financing rate and/or other contractual payments. Swap contracts may be used as an alternative or supplement to options positions to obtain exposure to the Underlying Security.	13-month to 60-month terms
Equity securities of the Underlying Security <i>(Direct holdings)</i>	The Fund may purchase and hold shares of the Underlying Security to obtain direct exposure to the Underlying Security's price movements and any distributions.	NA
U.S Treasury Securities and Cash	Multiple series of U.S. Treasury Bills supported by the full faith and credit of the U.S. government. These instruments are used as collateral for the Fund's derivative investments. They will also generate income.	6-month to 2-year maturities

The market value of the cash and treasuries held by the Fund is generally expected to be between 25% and 100% of the Fund's net assets and the market value of the options package is generally expected to be between 0% and 50% of the Fund's net assets (though actual exposures may deviate from these ranges from time to time). In terms of notional value, the combination of these investment instruments provides indirect investment exposure to the Underlying Security equal to at least 95% of the Fund's total assets.

Under normal circumstances, the Fund will invest at least 80% of its net assets, plus borrowings for investment purposes, in securities and financial instruments that provide indirect exposure to NFLX.

The Fund is classified as "non-diversified" under the 1940 Act.

There is no guarantee that the Fund's investment strategy will be properly implemented, and an investor may lose some or all of its investment.

Netflix, Inc.

Netflix, Inc. is an operating company that provides entertainment services with TV series, documentaries, feature films and mobile games across a wide variety of genres and languages. Netflix, Inc. is a pioneer in the delivery of streaming entertainment. Netflix, Inc. is listed on Nasdaq. Per NFLX's most recent Form 10-K filing, the aggregate market value of voting stock, as of the most recent available data at time of drafting this prospectus (June 30, 2025), held by non-affiliates of NFLX, was approximately \$565.7 billion.

Netflix, Inc. is registered under the Securities Exchange Act of 1934, as amended (the "Exchange Act"). Information provided to or filed with the SEC by Netflix, Inc. pursuant to the Exchange Act can be located by reference to the SEC file number 001-35727 through the SEC's website at www.sec.gov. In addition, information regarding Netflix, Inc. may be obtained from other sources including, but not limited to, press releases, newspaper articles and other publicly disseminated documents.

This document relates only to the securities offered hereby and does not relate to NFLX or other securities of Netflix, Inc. The Fund has derived all disclosures contained in this document regarding Netflix, Inc. from the publicly available documents. None of the Fund, the Trust, the Adviser, or their respective affiliates has participated in the preparation of such publicly available offering documents or made any due diligence inquiry regarding such documents with respect to Netflix, Inc. None of the Fund, the Trust, the Adviser, or their respective affiliates makes any representation that such publicly available documents or any other publicly available information regarding Netflix, Inc. is accurate or complete. Furthermore, the Fund cannot give any assurance that all events occurring prior to the date hereof (including events that would affect the accuracy or completeness of the publicly available documents described above) that would affect the trading price of Netflix, Inc. (and therefore the price of the Fund at the time we price the securities) have been publicly disclosed. Subsequent disclosure of any such events or the disclosure of or failure to disclose material future events concerning Netflix, Inc. could affect the value received with respect to the securities and therefore the value of the securities.

None of the Fund, the Trust, the Adviser, or their respective affiliates makes any representation to you as to the performance of NFLX.

NONE OF THE FUND, TIDAL TRUST II, OR TIDAL INVESTMENTS LLC IS AFFILIATED, CONNECTED, OR ASSOCIATED WITH NFLX. THE FUND WAS NOT DEVELOPED OR CREATED BY, AND IS NOT SPONSORED, ENDORSED, OR APPROVED BY, NFLX.

Moreover, NFLX has not participated in the development of the Fund's investment strategy. NFLX does not select or approve the Fund's portfolio holdings, nor does it participate in the construction, design, or implementation of the Fund. NFLX does not provide any assurances, guarantees, or representations regarding the Fund or its performance. Nothing herein shall be construed as an offer of any security by NFLX.

None of the Fund, the Trust, the Adviser, or their respective affiliates claim any ownership interest in any trademarks owned by Netflix, Inc. or NFLX. All rights in the trademarks are reserved by their respective owners.

Due to the Fund's investment strategy, the Fund's investment exposure is concentrated in (or substantially exposed to) the same industry as that assigned to NFLX. As of the date of the Prospectus, NFLX is assigned to the entertainment industry.

Principal Investment Risks

The principal risks of investing in the Fund are summarized below. As with any investment, there is a risk that you could lose all or a portion of your investment in the Fund. Some or all of these risks may adversely affect the Fund's net asset value ("NAV") per share, trading price, yield, total return, and/or ability to meet its objective. For more information about the risks of investing in the Fund, see the section in the Fund's Prospectus titled "Additional Information About the Funds—Principal Risks of Investing in the Funds."

An investment in the Fund entails risk. The Fund may not achieve its investment objective and there is a risk that you could lose all of your money invested in the Fund. The Fund is not a complete investment program. It is important that investors closely review all of the risks listed below and understand them before making an investment in the Fund.

Each risk summarized below is considered a "principal risk" of investing in the Fund, regardless of the order in which they appear.

NFLX Risk. The Fund invests in options contracts and swaps that are based on the value of NFLX and may also invest directly in NFLX. These investments in options contracts and swaps subject the Fund to certain of the same risks as if it owned shares of NFLX, even though it may not; although at times the Fund may also hold shares of NFLX directly. By virtue of these investments, the Fund may be subject to the following risks:

Indirect Investment in NFLX Risk. Netflix, Inc. is not affiliated with the Trust, the Fund, the Adviser, or their respective affiliates and is not involved with this offering in any way and has no obligation to consider your Shares in taking any corporate actions that might affect the value of Shares. Investors in the Fund will not have voting rights and will not be able to influence management of Netflix, Inc. but will be exposed to the performance of NFLX (the underlying stock). Except to the extent the Fund invests directly in NFLX, investors in the Fund will not have rights to receive dividends or other distributions or any other rights with respect to the underlying stock but will be subject to declines in the performance of the underlying stock.

NFLX Trading Risk. The trading price of NFLX may be highly volatile and could continue to be subject to wide fluctuations in response to various factors. The stock market in general, and the market for technology companies in particular, has experienced extreme price and volume fluctuations that have often been unrelated or disproportionate to the operating performance of those companies. In particular, a large proportion of NFLX may be traded by short sellers which may put pressure on the supply and demand for the common stock of Netflix, Inc., further influencing volatility in its market price. Public perception and other factors outside of the control of Netflix, Inc. may additionally impact NFLX's stock price due to Netflix, Inc. garnering a disproportionate degree of public attention, regardless of actual operating performance. In addition, in the past, following periods of volatility in the overall market and the market price of a particular company's securities, securities class action litigation has often been instituted against companies such as these. Moreover, stockholder litigation like this has been filed against Netflix, Inc. in the past. While Netflix, Inc. continues to defend such actions, any judgment against Netflix, Inc., or any future stockholder litigation could result in substantial costs and a diversion of the management of Netflix, Inc.'s attention and resources. If NFLX trading is halted, trading in Shares of the Fund may be impacted, either temporarily or indefinitely.

Netflix, Inc. Performance Risk. Netflix, Inc. may fail to meet its publicly announced guidelines or other expectations about its business, which could cause the price of NFLX to decline. Netflix, Inc. provides guidance regarding its expected financial and business performance, such as projections regarding sales and production, as well as anticipated future revenues, gross margins, profitability and cash flows. Correctly identifying key factors affecting business conditions and predicting future events is inherently an uncertain process, and the guidance Netflix, Inc. provides may not ultimately be accurate and has in the past been inaccurate in certain respects, such as the timing of new product manufacturing ramps. The guidance is based on certain assumptions such as those relating to global and local economic conditions, anticipated production and sales volumes (which generally are not linear throughout a given period), average sales prices, supplier and commodity costs, and planned cost reductions. If Netflix, Inc.'s guidance is not accurate or varies from actual results due to its inability to meet the assumptions or the impact on its financial performance that could occur as a result of various risks and uncertainties, the market value of common stock issued by Netflix, Inc. could decline significantly.

Entertainment Industry Risk. The entertainment industry, which is a separate industry within the communication services sector, is highly competitive and relies on consumer spending and the availability of disposable income for success. The prices of the securities of companies in the entertainment industry may fluctuate widely due to competitive pressures, heavy expenses incurred for research and development of products, problems related to bringing products to market, consumer preferences and rapid obsolescence of products. Legislative or regulatory changes and increased government supervision also may affect companies in the entertainment industry.

Derivatives Risk. Derivatives are financial instruments that derive value from the underlying reference asset or assets, such as stocks, bonds, or funds (including ETFs), interest rates or indexes. The Fund's investments in derivatives may pose risks in addition to, and greater than, those associated with directly investing in securities or other ordinary investments, including risk related to the market, imperfect correlation with underlying investments or the Fund's other portfolio holdings, higher price volatility, lack of availability, counterparty risk, liquidity, valuation and legal restrictions. The use of derivatives is a highly specialized activity that involves investment techniques and risks different from those associated with ordinary portfolio securities transactions. The use of derivatives may result in larger losses or smaller gains than directly investing in securities. When the Fund uses derivatives, there may be an imperfect correlation between the value of NFLX and the derivative, which may prevent the Fund from achieving its investment objective. Because derivatives often require only a limited initial investment, the use of derivatives may expose the Fund to losses in excess of those amounts initially invested. In addition, the Fund's investments in derivatives are subject to the following risks:

Options Contracts. The use of options contracts involves investment strategies and risks different from those associated with ordinary portfolio securities transactions. The prices of options are volatile and are influenced by, among other things, actual and anticipated changes in the value of the underlying instrument, including the anticipated volatility, which are affected by fiscal and monetary policies and by national and international political, changes in the actual or implied volatility or the reference asset, the time remaining until the expiration of the option contract and economic events. For the Fund in particular, the value of the options contracts in which it invests is substantially influenced by the value of NFLX. The Fund may experience substantial downside from specific option positions and certain option positions held by the Fund may expire worthless. The options held by the Fund are exercisable at the strike price on their expiration date. As an option approaches its expiration date, its value typically increasingly moves with the value of the underlying instrument. However, prior to such date, the value of an option generally does not increase or decrease at the same rate as the underlying instrument. There may at times be an imperfect correlation between the movement in the values of options contracts and the underlying instrument, and there may at times not be a liquid secondary market for certain options contracts. The value of the options held by the Fund will be determined based on market quotations or other recognized pricing methods. Additionally, as the Fund intends to continuously maintain indirect exposure to NFLX through the use of options contracts, as the options contracts it holds are exercised or expire it will enter into new options contracts, a practice referred to as “rolling.” If the expiring options contracts do not generate proceeds enough to cover the cost of entering into new options contracts, the Fund may experience losses.

Swap Agreements Risk. The use of swap transactions is a highly specialized activity, which involves investment techniques and risks different from those associated with ordinary portfolio securities transactions. Whether the Fund will be successful in using swap agreements to achieve its investment goal depends on the ability of the Adviser to structure such swap agreements in accordance with the Fund’s investment objective and to identify counterparties for those swap agreements. If the Adviser is unable to enter into swap agreements that provide leveraged exposure to the Underlying Security, the Fund may not meet its stated investment objective. Additionally, any financing, borrowing or other costs associated with using swap transactions may also have the effect of lowering the Fund’s return.

The swap agreements in which the Fund invests are generally traded in the over-the-counter market, which generally has less transparency than exchange-traded derivatives instruments. In a standard swap transaction, two parties agree to exchange the return (or differentials in rates of return) earned or realized on particular predetermined reference assets or underlying securities or instruments. The gross return to be exchanged or swapped between the parties is calculated based on a notional amount or the return on or change in value of a particular dollar amount invested in a basket of securities.

If the Underlying Security has a dramatic move that causes a material decline in the Fund’s net assets, the terms of a swap agreement between the Fund and its counterparty may permit the counterparty to immediately close out the swap transaction with the Fund. In that event, the Fund may be unable to enter into another swap agreement or invest in other derivatives to achieve exposure consistent with the Fund’s investment objective. This may prevent the Fund from achieving its objective, even if the Underlying Security later reverses all or a portion of its movement.

Counterparty Risk. The Fund is subject to counterparty risk by virtue of its investments in options contracts. Transactions in some types of derivatives, including options, are required to be centrally cleared (“cleared derivatives”). In a transaction involving cleared derivatives, the Fund’s counterparty is a clearing house rather than a bank or broker. Since the Fund is not a member of clearing houses and only members of a clearing house (“clearing members”) can participate directly in the clearing house, the Fund will hold cleared derivatives through accounts at clearing members. In cleared derivatives positions, the Fund will make payments (including margin payments) to and receive payments from a clearing house through their accounts at clearing members. Customer funds held at a clearing organization in connection with any options contracts are held in a commingled omnibus account and are not identified to the name of the clearing member’s individual customers. As a result, assets deposited by the Fund with any clearing member as margin for options may, in certain circumstances, be used to satisfy losses of other clients of the Fund’s clearing member. In addition, although clearing members guarantee performance of their clients’ obligations to the clearing house, there is a risk that the assets of the Fund might not be fully protected in the event of the clearing member’s bankruptcy, as the Fund would be limited to recovering only a pro rata share of all available funds segregated on behalf of the clearing member’s customers for the relevant account class. The Fund is also subject to the risk that a limited number of clearing members are willing to transact on the Fund’s behalf, which heightens the risks associated with a clearing member’s default. This risk is greater for the Fund as it seeks to hold options contracts on a single security, and not a broader range of options contracts, which may limit the number of clearing members that are willing to transact on the Fund’s behalf. If a clearing member defaults the Fund could lose some or all of the benefits of a transaction entered into by the Fund with the clearing member. If the Fund cannot find a clearing member to transact with on the Fund’s behalf, the Fund may be unable to effectively implement its investment strategy.

Price Participation Risk. The Fund employs an investment strategy that includes the sale of call option contracts, which limits the degree to which the Fund will participate in increases in value experienced by NFLX over the Call Period. This means that if NFLX experiences an increase in value above the strike price of the sold call options during a Call Period, the Fund will likely not experience that increase to the same extent and may significantly underperform NFLX over the Call Period. Additionally, because the Fund is limited in the degree to which it will participate in increases in value experienced by NFLX over each Call Period, but has full exposure to any decreases in value experienced by NFLX over the Call Period, the NAV of the Fund may decrease over any given time period. The Fund's NAV is dependent on the value of each options portfolio, which is based principally upon the performance of NFLX. The degree of participation in NFLX gains the Fund will experience will depend on prevailing market conditions, especially market volatility, at the time the Fund enters into the sold call option contracts and will vary from Call Period to Call Period. The value of the options contracts is affected by changes in the value and dividend rates of NFLX, changes in interest rates, changes in the actual or perceived volatility of NFLX and the remaining time to the options' expiration, as well as trading conditions in the options market. As the price of NFLX changes and time moves towards the expiration of each Call Period, the value of the options contracts, and therefore the Fund's NAV, will change. However, it is not expected for the Fund's NAV to directly correlate on a day-to-day basis with the returns of NFLX. The amount of time remaining until the options contract's expiration date affects the impact of the potential options premiums on the Fund's NAV, which may not be in full effect until the expiration date of the Fund's options contracts. Therefore, while changes in the price of the NFLX will result in changes to the Fund's NAV, the Fund generally anticipates that the rate of change in the Fund's NAV will be different than that experienced by NFLX.

Equity Market Risk. The prices of equity securities rise and fall daily. These price movements may result from factors affecting individual issuers, industries or the stock market as a whole. In addition, equity markets tend to move in cycles which may cause stock prices to fall over a short and extended periods of time. In a declining stock market, stock prices for all companies may decline, regardless of their long-term prospects.

Distribution Risk. The Fund seeks to provide weekly cash distributions. There is no assurance that the Fund will make a distribution in any given week. If the Fund does make distributions, the amounts of such distributions will likely vary greatly from one distribution to the next. Additionally, the weekly distributions, if any, may consist of returns of capital, which would decrease the Fund's NAV and trading price over time. As a result, an investor may suffer significant losses to their investment. In addition, while the underlying stock may pay dividends, the Fund's returns will not include any dividends paid by the underlying stock (except to the extent the Fund invests directly in NFLX), and any income generated by the Fund may be less than the income generated by a direct investment in the underlying stock.

NAV Erosion Risk Due to Distributions. When the Fund makes a distribution, the Fund's NAV will typically drop by the amount of the distribution on the related ex-dividend date. The repeated payment of distributions by the Fund, if any, may significantly erode the Fund's NAV and trading price over time. As a result, an investor may suffer significant losses to their investment.

Call Strategy Risks. The path dependency (i.e., the continued use) of the Fund's call writing strategy will impact the extent that the Fund participates in the positive price returns of NFLX and, in turn, the Fund's returns, both during the term of the sold call options and over longer time periods. If, for example, each month the Fund were to sell 7% out-of-the-money call options having a one-month term, the Fund's participation in the positive price returns of NFLX will be capped at 7% in any given month. However, over a longer period (e.g., 5 months), the Fund should not be expected to participate fully in the first 35% (i.e., 5 months x 7%) of the positive price returns of NFLX, or the Fund may even lose money, even if the NFLX share price has appreciated by at least that much over such period, if during any month over that period NFLX had a return less than 7%. This example illustrates that both the Fund's participation in the positive price returns of NFLX and its returns will depend not only on the price of NFLX but also on the path that NFLX takes over time.

Additionally, when implementing the Covered Call Spread Strategy, the use of credit call spreads introduces further complexities and risks. While purchasing a higher-strike call option limits potential losses from the short call position, it also reduces the net premium received, which may result in lower overall returns compared to a stand-alone covered call strategy. If the price of the Underlying Security rises rapidly, the call spread may still cap upside participation, leading to missed profit opportunities. Furthermore, market conditions, such as mispricing between near-the-money and further out-of-the-money options, may impact the effectiveness of the strategy, potentially resulting in lower-than-expected returns or increased losses. The relative pricing of options at different strike levels can vary due to volatility shifts, liquidity constraints, or other market dynamics, adding an additional layer of uncertainty to the Fund's performance under this strategy.

ETF Risks.

Authorized Participants, Market Makers, and Liquidity Providers Concentration Risk. The Fund has a limited number of financial institutions that are authorized to purchase and redeem Shares directly from the Fund (known as "Authorized Participants" or "APs"). In addition, there may be a limited number of market makers and/or liquidity providers in the marketplace. To the extent either of the following events occur, Shares may trade at a material discount to NAV and possibly face delisting: (i) APs exit the business or otherwise become unable to process creation and/or redemption orders and no other APs step forward to perform these services; or (ii) market makers and/or liquidity providers exit the business or significantly reduce their business activities and no other entities step forward to perform their functions.

Cash Redemption Risk. The Fund's investment strategy may require it to redeem Shares for cash or to otherwise include cash as part of its redemption proceeds. For example, the Fund may not be able to redeem in-kind certain securities held by the Fund (e.g., derivative instruments). In such a case, the Fund may be required to sell or unwind portfolio investments to obtain the cash needed to distribute redemption proceeds. This may cause the Fund to recognize a capital gain that it might not have recognized if it had made a redemption in-kind. As a result, the Fund may pay out higher annual capital gain distributions than if the in-kind redemption process was used. By paying out higher annual capital gain distributions, investors may be subjected to increased capital gains taxes. Additionally, there may be brokerage costs or taxable gains or losses that may be imposed on the Fund in connection with a cash redemption that may not have occurred if the Fund had made a redemption in-kind. These costs could decrease the value of the Fund to the extent they are not offset by a transaction fee payable by an AP.

Costs of Buying or Selling Shares. Buying or selling Shares involves certain costs, including brokerage commissions, other charges imposed by brokers, and bid-ask spreads. The bid-ask spread represents the difference between the price at which an investor is willing to buy Shares and the price at which an investor is willing to sell Shares. The spread varies over time based on the Shares' trading volume and market liquidity. The spread is generally lower if Shares have more trading volume and market liquidity and higher if Shares have little trading volume and market liquidity. Due to the costs of buying or selling Shares, frequent trading of Shares may reduce investment results and an investment in Shares may not be advisable for investors who anticipate regularly making small investments.

Management Risk. The Fund is subject to management risk because it is an actively managed portfolio. In managing the Fund's investment portfolio, the portfolio managers will apply investment techniques and risk analyses that may not produce the desired result. There can be no guarantee that the Fund will meet its investment objective.

Shares May Trade at Prices Other Than NAV. As with all ETFs, Shares may be bought and sold in the secondary market at market prices. Although it is expected that the market price of Shares will approximate the Fund's NAV, there may be times when the market price of Shares is more than the NAV intra-day (premium) or less than the NAV intra-day (discount) due to supply and demand of Shares or during periods of market volatility. This risk is heightened in times of market volatility, periods of steep market declines, and periods when there is limited trading activity for Shares in the secondary market, in which case such premiums or discounts may be significant.

Trading. Although Shares are listed on a national securities exchange, such as NYSE Arca, Inc. (the "Exchange"), and may be traded on U.S. exchanges other than the Exchange, there can be no assurance that an active trading market for the Shares will develop or be maintained or that the Shares will trade with any volume, or at all, on any stock exchange. This risk may be greater for the Fund as it seeks to have exposure to a single underlying stock as opposed to a more diverse portfolio like a traditional pooled investment. In stressed market conditions, the liquidity of Shares may begin to mirror the liquidity of the Fund's underlying portfolio holdings, which can be significantly less liquid than Shares. Shares trade on the Exchange at market price that may be below, at or above the Fund's NAV. Trading in Shares on the Exchange may be halted due to market conditions or for reasons that, in the view of the Exchange, make trading in Shares inadvisable. In addition, trading in Shares on the Exchange is subject to trading halts caused by extraordinary market volatility pursuant to the Exchange "circuit breaker" rules. There can be no assurance that the requirements of the Exchange necessary to maintain the listing of the Fund will continue to be met or will remain unchanged. In the event of an unscheduled market close for options contracts that reference a single stock, such as NFLX's securities being halted or a market wide closure, settlement prices will be determined by the procedures of the listing exchange of the options contracts. As a result, the Fund could be adversely affected and be unable to implement its investment strategies in the event of an unscheduled closing.

Economic and Market Risk. Economies and financial markets throughout the world are becoming increasingly interconnected, which increases the likelihood that events or conditions in one country or region will adversely impact markets or issuers in other countries or regions. Securities in the Fund's portfolio may underperform in comparison to securities in the general financial markets, a particular financial market, or other asset classes, due to a number of factors, including inflation (or expectations for inflation), deflation (or expectations for deflation), interest rates, global demand for particular products or resources, market instability, financial system instability, debt crises and downgrades, embargoes, tariffs, sanctions and other trade barriers, regulatory events, other governmental trade or market control programs and related geopolitical events. In addition, the value of the Fund's investments may be negatively affected by the occurrence of global events such as war, terrorism, environmental disasters, natural disasters or events, country instability, and infectious disease epidemics or pandemics. The imposition by the U.S. of tariffs on goods imported from foreign countries and reciprocal tariffs levied on U.S. goods by those countries also may lead to volatility and instability in domestic and foreign markets.

High Portfolio Turnover Risk. The Fund may actively and frequently trade all or a significant portion of the Fund's holdings. A high portfolio turnover rate increases transaction costs, which may increase the Fund's expenses. Frequent trading may also cause adverse tax consequences for investors in the Fund due to an increase in short-term capital gains.

Inflation Risk. Inflation risk is the risk that the value of assets or income from investments will be less in the future as inflation decreases the value of money. As inflation increases, the present value of the Fund's assets and distributions, if any, may decline.

Liquidity Risk. Some securities held by the Fund, including options contracts, may be difficult to sell or be illiquid, particularly during times of market turmoil. This risk is greater for the Fund as it will hold options contracts on a single security, and not a broader range of options contracts. Markets for securities or financial instruments could be disrupted by a number of events, including, but not limited to, an economic crisis, natural disasters, epidemics/pandemics, new legislation or regulatory changes inside or outside the United States. Illiquid securities may be difficult to value, especially in changing or volatile markets. If the Fund is forced to sell an illiquid security at an unfavorable time or price, the Fund may be adversely impacted. Certain market conditions or restrictions, such as market rules related to short sales, may prevent the Fund from limiting losses, realizing gains or achieving a high correlation with NFLX. There is no assurance that a security that is deemed liquid when purchased will continue to be liquid. Market illiquidity may cause losses for the Fund.

Money Market Instrument Risk. The Fund may use a variety of money market instruments for cash management purposes, including money market funds, depository accounts and repurchase agreements. Repurchase agreements are contracts in which a seller of securities agrees to buy the securities back at a specified time and price. Repurchase agreements may be subject to market and credit risk related to the collateral securing the repurchase agreement. Money market instruments, including money market funds, may lose money through fees or other means.

Non-Diversification Risk. Because the Fund is “non-diversified,” it may invest a greater percentage of its assets in the securities of a single issuer or a smaller number of issuers than if it was a diversified fund. As a result, a decline in the value of an investment in a single issuer or a smaller number of issuers could cause the Fund’s overall value to decline to a greater degree than if the Fund held a more diversified portfolio. This may increase the Fund’s volatility and cause the performance of a relatively smaller number of issuers to have a greater impact on the Fund’s performance.

Operational Risk. The Fund is subject to risks arising from various operational factors, including, but not limited to, human error, processing and communication errors, errors of the Fund’s service providers, counterparties or other third-parties, failed or inadequate processes and technology or systems failures. The Fund relies on third-parties for a range of services, including custody. Any delay or failure relating to engaging or maintaining such service providers may affect the Fund’s ability to meet its investment objective. Although the Fund, and Adviser seek to reduce these operational risks through controls and procedures, there is no way to completely protect against such risks.

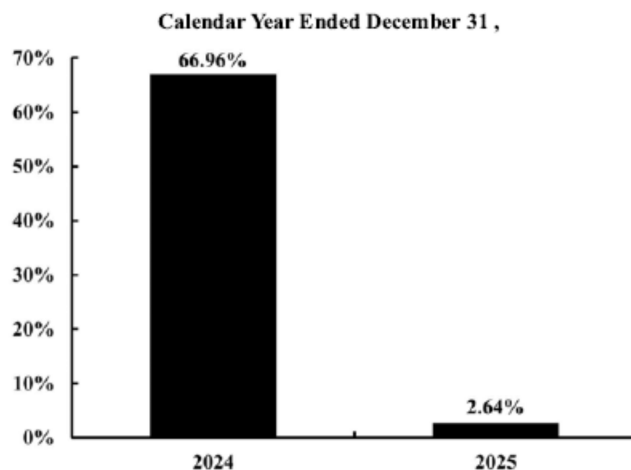
Single Issuer Risk. Issuer-specific attributes may cause an investment in the Fund to be more volatile than a traditional pooled investment which diversifies risk or the market generally. The value of the Fund, which focuses on an individual security (NFLX), may be more volatile than a traditional pooled investment or the market as a whole and may perform differently from the value of a traditional pooled investment or the market as a whole.

Tax Risk. The Fund intends to elect and to qualify each year to be treated as a regulated investment company (“RIC”) under Subchapter M of the Internal Revenue Code of 1986, as amended (“Code”). As a RIC, the Fund will not be subject to U.S. federal income tax on the portion of its net investment income and net capital gain that it distributes to Shareholders, provided that it satisfies certain requirements of the Code. If the Fund does not qualify as a RIC for any taxable year and certain relief provisions are not available, the Fund’s taxable income will be subject to tax at the Fund level and to a further tax at the shareholder level when such income is distributed. To comply with the asset diversification test applicable to a RIC, the Fund will attempt to ensure that the value of options it holds is never 25% of the total value of Fund assets at the close of any quarter. If the Fund’s investments in options were to exceed 25% of the Fund’s total assets at the end of a tax quarter, the Fund, generally, has a grace period to cure such lack of compliance. If the Fund fails to timely cure, it may no longer be eligible to be treated as a RIC.

U.S. Government and U.S. Agency Obligations Risk. The Fund may invest in securities issued by the U.S. government or its agencies or instrumentalities. U.S. Government obligations include securities issued or guaranteed as to principal and interest by the U.S. Government, its agencies or instrumentalities, such as the U.S. Treasury. Payment of principal and interest on U.S. Government obligations may be backed by the full faith and credit of the United States or may be backed solely by the issuing or guaranteeing agency or instrumentality itself. In the latter case, the investor must look principally to the agency or instrumentality issuing or guaranteeing the obligation for ultimate repayment, which agency or instrumentality may be privately owned. There can be no assurance that the U.S. Government would provide financial support to its agencies or instrumentalities (including government-sponsored enterprises) where it is not obligated to do so.

Performance

The following performance information provides some indication of the risks of investing in the Fund by showing changes in the Fund’s performance over time. The following bar chart shows the Fund’s annual returns. The table illustrates how the Fund’s average annual returns for the 1-year and since inception periods compare with those of a broad measure of market performance. Although past performance of the Fund is no guarantee of how it will perform in the future, historical performance may give you some indication of the risks of investing in the Fund. Updated performance information will be available on the Fund’s website at www.yieldmaxetfs.com.



During the period of time shown in the bar chart, the Fund’s highest quarterly return was 32.79% for the quarter ended June 30, 2025 and the lowest quarterly return was -18.55% for the quarter ended December 31, 2025.

Average Annual Total Returns

For the Periods Ended December 31, 2025

	1 Year	Since Inception August 7, 2023
Return Before Taxes	2.64%	26.51%
Return After Taxes on Distributions	-9.45%	8.17%
Return After Taxes on Distributions and Sale of Fund Shares	2.48%	12.64%
S&P 500 [®] Total Return Index (reflects no deduction for fees, expenses, or taxes) ⁽¹⁾	17.88%	20.56%

⁽¹⁾ The S&P 500[®] Total Return Index is a free-float market capitalization-weighted index of 500 of the largest U.S. companies. The index is calculated on a total return basis with dividends reinvested.

After-tax returns are calculated using the historical highest individual federal marginal income tax rates during the period covered by the table above and do not reflect the impact of state and local taxes. Actual after-tax returns depend on an investor’s tax situation and may differ from those shown. After-tax returns shown are not relevant to investors who hold their Shares through tax-deferred or other tax-advantaged arrangements such as an individual retirement account (“IRA”).

Management

Investment Adviser: Tidal Investments LLC (the “Adviser”) serves as investment adviser to the Fund.

Portfolio Managers:

The following individuals are jointly and primarily responsible for the day-to-day management of the Fund.

Jay Pestrighelli, Portfolio Manager for the Adviser, has been a portfolio manager of the Fund since its inception in 2023.

Scott Snyder, Portfolio Manager for the Adviser, has been a portfolio manager of the Fund since February of 2026.

Matt Brandt, Portfolio Manager for the Adviser, has been a portfolio manager of the Fund since February of 2026.

Purchase and Sale of Shares

The Fund issues and redeems Shares at NAV only in large blocks known as “Creation Units,” which only Authorized Participants (APs) (typically, broker-dealers) may purchase or redeem. The Fund generally issues and redeems Creation Units in exchange for a portfolio of securities (the “Deposit Securities”) and/or a designated amount of U.S. cash.

Shares are listed on the Exchange, and individual Shares may only be bought and sold in the secondary market through brokers at market prices, rather than NAV. Because Shares trade at market prices rather than NAV, Shares may trade at a price greater than NAV (premium) or less than NAV (discount).

An investor may incur costs attributable to the difference between the highest price a buyer is willing to pay to purchase Shares (the “bid” price) and the lowest price a seller is willing to accept for Shares (the “ask” price) when buying or selling Shares in the secondary market. This difference in bid and ask prices is often referred to as the “bid-ask spread.”

Information regarding the Fund’s NAV, market price, how often Shares traded on the Exchange at a premium or discount, and the median bid-ask spreads can be found on the Fund’s website at www.yieldmaxetfs.com.

Tax Information

Fund distributions are generally taxable as ordinary income, qualified dividend income, or capital gains (or a combination), unless an investment is in an individual retirement account (“IRA”) or other tax-advantaged account. Distributions on investments made through tax-deferred arrangements may be taxed later upon withdrawal of assets from those accounts.

Financial Intermediary Compensation

If you purchase Shares through a broker-dealer or other financial intermediary (such as a bank) (an “Intermediary”), the Adviser or its affiliates may pay Intermediaries for certain activities related to the Fund, including participation in activities that are designed to make Intermediaries more knowledgeable about exchange-traded products, including the Fund, or for other activities, such as marketing, educational training, or other initiatives related to the sale or promotion of Shares. These payments may create a conflict of interest by influencing the Intermediary and your salesperson to recommend the Fund over another investment. Any such arrangements do not result in increased Fund expenses. Ask your salesperson or visit the Intermediary’s website for more information.

YieldMax[®] NKE Option Income Strategy ETF - FUND SUMMARY

Investment Objective

The Fund's primary investment objective is to seek current income. The Fund's secondary investment objective is to seek exposure to the share price of the Class A common stock of NIKE, Inc. ("NKE" or "underlying Security"), subject to a limit on potential investment gains.

Fees and Expenses of the Fund

This table describes the fees and expenses that you may pay if you buy, hold, and sell shares of the Fund ("Shares"). **You may pay other fees, such as brokerage commissions and other fees to financial intermediaries, which are not reflected in the table and Example below.**

Annual Fund Operating Expenses⁽¹⁾ (expenses that you pay each year as a percentage of the value of your investment)

Management Fee	0.99%
Distribution and Service (12b-1) Fees	None
Other Expenses ⁽²⁾	0.00%
Total Annual Fund Operating Expenses	0.99%

⁽¹⁾ The Fund's investment adviser, Tidal Investments LLC (the "Adviser"), a Tidal Financial Group company, will pay, or require a sub-adviser to pay, all expenses incurred by the Fund (except for advisory fees and sub-advisory fees, as the case may be) excluding interest charges on any borrowings made for investment purposes, dividends and other expenses on securities sold short, taxes, brokerage commissions and other expenses incurred in placing orders for the purchase and sale of securities and other investment instruments, acquired fund fees and expenses, accrued deferred tax liability, distribution fees and expenses paid by the Fund under any distribution plan adopted pursuant to Rule 12b-1 under the Investment Company Act of 1940, as amended (the "1940 Act"), and litigation expenses and other non-routine or extraordinary expenses.

⁽²⁾ Based on estimated amounts for the current fiscal year.

Expense Example

This Example is intended to help you compare the cost of investing in the Fund with the cost of investing in other funds. The Example assumes that you invest \$10,000 in the Fund for the time periods indicated and then redeem or hold all of your Shares at the end of those periods. The Example also assumes that your investment has a 5% return each year and that the Fund's operating expenses remain the same. The Example does not take into account brokerage commissions that you may pay on your purchases and sales of Shares. Although your actual costs may be higher or lower, based on these assumptions your costs would be:

1 Year	3 Years
\$101	\$315

Portfolio Turnover

The Fund pays transaction costs, such as commissions, when it buys and sells securities (or "turns over" its portfolio). A higher portfolio turnover rate may indicate higher transaction costs and may result in higher taxes when Shares are held in a taxable account. These costs, which are not reflected in total annual fund operating expenses or in the expense example above, affect the Fund's performance. Because the Fund has not commenced operations as of the date of this Prospectus, portfolio turnover information is not yet available.

Principal Investment Strategies

The Fund is an actively managed exchange-traded fund ("ETF") that seeks current income while providing exposure to the share price (*i.e.*, the price returns) of the Underlying Security, subject to participation in a portion of potential investment gains. The Fund will employ its investment strategy as it relates to the Underlying Security regardless of whether there are periods of adverse market, economic, or other conditions and will not take temporary defensive positions during such periods. As further described below, the Fund uses either a synthetic covered call strategy or a synthetic covered call spread strategy to seek to generate options premiums and provide indirect exposure to the share price returns of the Underlying Security, subject to participation in a portion of potential investment gains as a result of the nature of the options strategy it employs. That is, the Fund not only seeks to generate options premiums but also aims to derive gains when the value of the Underlying Security increases. The Fund's options contracts provide:

- indirect exposure to the share price returns of the Underlying Security,
- option premiums, and
- participation in a portion of gains, if any, of the share price returns of the Underlying Security.

For more information, see sections “The Fund’s Use of Underlying Security Option Contracts” and “Synthetic Covered Call Strategy” below.

Why invest in the Fund?

- The Fund seeks to generate weekly cash distributions, which is not dependent on the price appreciation of the Underlying Security.
- The Fund seeks to participate in a portion of the gains experienced by the Underlying Security.

That is, although the Fund may not fully participate in gains in the Underlying Security’s stock price, the Fund’s portfolio is designed to generate options premiums.

An Investment in the Fund is not an investment in the Underlying Security.

- **The Fund’s strategy will capture only a portion of its potential gains if the Underlying Security’s stock price increase in value.**
- **The Fund’s strategy is subject to all potential losses if the Underlying Security’s stock price decrease in value, which may not be offset by the options premiums received by the Fund.**
- The Fund may from time to time invest directly in the Underlying Security.
- Fund shareholders are not entitled to any Underlying Security dividends, except to the extent the Fund invests directly in the Underlying Security.

While the Fund seeks to provide current income pursuant to its investment objective, a portion (sometimes significant) of the Fund’s distributions may be classified as return of capital (“ROC”) for financial or tax reporting purposes. Generally speaking, ROC refers to the portion of a distribution from an investment that represents a return of the original investment (principal) rather than income or profit. Accordingly, such distributions do not necessarily reflect the Fund’s income or yield. See the prospectus section titled “Additional Information About the Funds” for more information about option premiums and ROC.

Additional information regarding the Underlying Security is also set forth below.

The Fund’s Use of Underlying Security Option Contracts

As part of the Fund’s synthetic covered call strategy and synthetic covered call spread strategy, the Fund will purchase and sell a combination of standardized exchange-traded and FLEXible EXchange® (“FLEX”) call and put option contracts that are based on the value of the price returns of the Underlying Security.

- In general, an option contract gives the purchaser of the option contract the right to purchase (for a call option) or sell (for a put option) the underlying asset (like shares of the Underlying Security) at a specified price (the “strike price”).
- If exercised, an option contract obligates the seller to deliver shares (for a sold or “short” call) or buy shares (for a sold or “short” put) of the underlying asset at a specified price (the “strike price”).
- Options contracts must be exercised or traded to close within a specified time frame, or they expire. See the chart in section “Fund Portfolio” below for a description of the option contracts utilized by the Fund.

Standardized exchange-traded options include standardized terms. FLEX options are also exchange-traded, but they allow for customizable terms (e.g., the strike price can be negotiated). For more information on FLEX options, see “Additional Information about the Funds – Exchange Traded Options Portfolio.”

The Fund’s options contracts are based on the value of the Underlying Security, which gives the Fund the right or obligation to receive or deliver shares of the Underlying Security on the expiration date of the applicable option contract in exchange for the stated strike price, depending on whether the option contract is a call option or a put option, and whether the Fund purchases or sells the option contract.

Covered Call Strategy

In seeking to achieve its investment objective, the Fund may implement a “*synthetic* covered call” and, to a lesser extent, a “*traditional* covered call” strategy using the standardized exchange-traded and FLEX options described above.

- A *traditional* covered call strategy is an investment strategy where an investor (the Fund) sells a call option on an underlying security it owns.
- A *synthetic* covered call strategy is similar to a traditional covered call strategy in that the investor sells a call option that is based on the value of the underlying security. However, in a synthetic covered call strategy, the investor (the Fund) does not own the underlying security, but rather seeks to *synthetically* replicate 100% of the price movements of the underlying security through the use of various investment instruments.

The Fund's covered call strategies consists of the following three elements, each of which is described in greater detail farther below:

- Direct or synthetic long exposure to the Underlying Security, which allows the Fund to seek to participate in the changes, up or down, in the price of shares of the Underlying Security.
- Covered call writing (where the Underlying Security's call options are sold against the synthetic long portion of the strategy), which allows the Fund to generate options premiums.
- U.S. Treasuries, which are used for collateral for the options, and which generate income.

1. Long Exposure (Synthetic or Direct)

Synthetic Long Exposure: To achieve a synthetic long exposure to the Underlying Security, the Fund will buy the Underlying Security's call options and, simultaneously, sell the Underlying Security's put options to try to replicate the price movements of the Underlying Security. The call options purchased by the Fund and the put options sold by the Fund will generally have one-month to six-month terms and strike prices that are approximately equal to the then-current share price of the Underlying Security at the time the contracts are purchased and sold, respectively. The combination of the long call options and sold put options provides the Fund with indirect investment exposure equal to approximately 100% of the Underlying Security for the duration of the applicable options exposure.

In addition, the Fund may use other instruments and transactions to gain synthetic exposure to the Underlying Security. For example, the Fund may enter into swap contracts that provide exposure to the Underlying Security. The Fund also may utilize additional options strategies, including purchasing call options that are "deep in the money" (i.e., the Underlying Security's price is well above the strike price on the call option).

Direct Long Exposure: The Fund may directly hold equity securities of the Underlying Security.

2. Covered Call Strategies

Covered Call Strategy

As part of its strategy, the Fund will write (sell) call option contracts on the Underlying Security to generate options premiums. These written call options will generally be sold short (i.e., selling a position it does not currently own). The Fund will seek to participate in the share price appreciation of the Underlying Security, if any. However, due to the nature of covered call strategies, the Fund's participation may be subject to a cap (as described below). In this strategy, the call options written (sold) by the Fund will generally have 1- month or less expiration dates (the "Call Period") and generally have a strike price that is approximately 0%-15% above the then-current share price of the Underlying Security.

It is important to note that the sale of the Underlying Security call option contracts will limit the Fund's participation in the appreciation in the Underlying Security's stock price. If the stock price of the Underlying Security increases, the above-referenced synthetic long exposure alone would allow the Fund to experience similar percentage gains. However, if the Underlying Security's stock price appreciates beyond the strike price of one or more of the sold (short) call option contracts, the Fund will lose money on those short call positions, and the losses will, in turn, limit the upside return of the Fund's synthetic long exposure. As a result, the Fund's overall strategy (i.e., the combination of the synthetic long exposure to the Underlying Security and the sold (short) the Underlying Security call positions) will limit the Fund's participation in gains in the Underlying Security's stock price beyond a certain point.

Covered Call Spread Strategy

The Adviser will employ the Covered Call Spread Strategy when it believes it is a better strategy for the Fund as compared to the Covered Call Strategy. The Fund may write (sell) credit call spreads (described below) rather than stand-alone call option contracts to seek greater participation in the potential appreciation of its Underlying Security's share price, while still generating net options premiums. The Adviser will primarily employ this covered call spread strategy when it believes that the share price of its Underlying Security is likely to rise significantly in the short term (e.g., following a substantial selloff or overall positive market news). Additionally, the Adviser may use this strategy in other scenarios (e.g., if the market is undervaluing further out-of-the-money options relative to near-the-money options), where it believes the use of credit call spreads may prove more advantageous to the Fund's total return than the covered call strategy.

A credit call spread involves selling a call option while simultaneously buying a call option with a higher strike price, both with the same expiration date. By writing credit call spreads, the Fund can potentially offset losses incurred from its short call positions if the Underlying Security's share price rises above the strike price.

3. U.S. Treasuries

The Fund will hold short-term U.S. Treasury securities as collateral in connection with the Fund's synthetic covered call strategy. The Fund may also invest in pooled vehicles (e.g., mutual funds and ETFs) that invest in U.S Treasuries.

The Fund intends to continuously maintain exposure to the Underlying Security, primarily through the use of options contracts. As the options contracts it holds are exercised or expire it may enter into new options contracts, a practice referred to as “rolling.” The Fund’s practice of rolling options may result in high portfolio turnover.

Fund’s Weekly Distributions

The Fund will seek to provide weekly cash distributions. The Fund will seek to generate such distributions in the following ways:

- Writing (selling) call option contracts on its Underlying Security as described above to generate options premiums. A premium, in this context, refers to the price the option buyer pays to the option seller (the Fund) for the rights granted by the option. The amount of these premiums is largely affected by the fluctuations in the Underlying Security’s stock prices. However, other elements like interest rates can also influence the level of premiums.
- Investing in short-term U.S. Treasury securities. The income generated by these securities will be influenced by interest rates at the time of investment.
- In addition, the Fund’s use of the Covered Call Spread Strategy may occasionally allow it to capture a substantial portion of any significant increase in the price of its Underlying Security. When this happens, the Fund could receive profits exceeding the initial cost of the call options, and the Fund’s distributions may include some of those profits.

Fund’s Return Profile vs its Underlying Security

For the reasons stated above, the Fund’s performance will differ from that of the Underlying Security’s stock price. The performance differences will depend on, among other things, the price of the Underlying Security, changes in the value of the Underlying Security options contracts the Fund holds, and changes in the value of the U.S. Treasuries.

Fund Portfolio

Principal Holdings		
Portfolio Holdings (All derivative instruments are based on the value of the Underlying Security)	Investment Terms	Expected Target Maturity
Purchased call option contracts	<p>“at-the-money” (<i>i.e.</i>, the strike price is equal to the then-current share price of the Underlying Security at the time of purchase) to provide indirect exposure to positive price returns of the Underlying Security.</p> <p>If the Underlying Security share price increases, these options will generate corresponding increases to the Fund.</p>	1-month to 6-month expiration dates
Sold put option contracts	<p>“at-the-money” (<i>i.e.</i>, the strike price is equal to the then-current share price of the Underlying Security at the time of sale).</p> <p>They are sold to help pay for the purchased call options described above.</p> <p>However, the sold put option contracts provide exposure to the full extent of any share price losses experienced by the Underlying Security.</p>	1-month to 6-month expiration dates
Sold (short) call option contracts (<i>Covered Call Strategy</i>)	<p>The strike price is approximately 0%-15% more than the then-current share price of the Underlying Security at the time of sale.</p> <p>They generate options premiums. However, they also limit some potential positive returns that the Fund may have otherwise experienced from gains in the Underlying Security’s share price.</p>	1-month or less expiration dates

Principal Holdings		
Portfolio Holdings (All derivative instruments are based on the value of the Underlying Security)	Investment Terms	Expected Target Maturity
Sold (short) call option contracts <i>(Covered Call Spread Strategy)</i>	The strike price is approximately 0%-15% more than the then-current share price of the Fund's Underlying Security at the time of sale. Sold call option contracts provide inverse exposure to the full extent of any increases in the value experienced by the Fund's Underlying Security, minus the premium received.	1-month or less expiration dates
Purchased call option contracts <i>(Covered Call Spread Strategy)</i>	"out-of-the-money" (i.e., the strike price is above the strike price of the corresponding Covered Call Spread Strategy sold call). Bought call option contracts provide exposure to the full extent of any increases in the value experienced by the Fund's Underlying Security above the option's strike price.	1-month or less expiration dates
Purchased call option contracts <i>(Deep-in-the-money synthetic long exposure)</i>	"Deep in the money" (i.e., the Underlying Security's price is well above the strike price on the call option) to provide synthetic long exposure designed to closely track price movements of the Underlying Security. These options are expected to exhibit greater sensitivity to changes in the Underlying Security's share price than out-of-the-money or at-the-money calls.	1-month to 6-month expiration dates
Swap contracts	The Fund may enter into swap contracts that provide exposure to the Underlying Security's price movements (and/or total return), generally in exchange for a financing rate and/or other contractual payments. Swap contracts may be used as an alternative or supplement to options positions to obtain exposure to the Underlying Security.	13-month to 60-month terms
Equity securities of the Underlying Security <i>(Direct holdings)</i>	The Fund may purchase and hold shares of the Underlying Security to obtain direct exposure to the Underlying Security's price movements and any distributions.	NA
U.S Treasury Securities and Cash	Multiple series of U.S. Treasury Bills supported by the full faith and credit of the U.S. government. These instruments are used as collateral for the Fund's derivative investments. They will also generate income.	6-month to 2-year maturities

The market value of the cash and treasuries held by the Fund is generally expected to be between 25% and 100% of the Fund's net assets and the market value of the options package is generally expected to be between 0% and 50% of the Fund's net assets (though actual exposures may deviate from these ranges from time to time). In terms of notional value, the combination of these investment instruments provides indirect investment exposure to the Underlying Security equal to at least 95% of the Fund's total assets.

Under normal circumstances, the Fund will invest at least 80% of its net assets, plus borrowings for investment purposes, in securities and financial instruments that provide indirect exposure to NKE.

The Fund is classified as "non-diversified" under the 1940 Act.

There is no guarantee that the Fund’s investment strategy will be properly implemented, and an investor may lose some or all of its investment.

NIKE, Inc. (“NKE”)

NKE designs, develops, markets, and sells men’s, women’s, and kids’ athletic footwear, apparel, equipment, and accessories worldwide. NKE is listed on the New York Stock Exchange. Per NKE’s most recent Form 10-K filing, the aggregate market value of common stock, as of the most recent available data at time of drafting this prospectus (November 30, 2024), held by non-affiliates of NKE was approximately \$98.3 billion.

NKE is registered under the Securities Exchange Act of 1934, as amended (the “Exchange Act”). Information provided to or filed with the SEC by NKE pursuant to the Exchange Act can be located by reference to the SEC file number 1-10635 through the SEC’s website at www.sec.gov. In addition, information regarding NKE may be obtained from other sources including, but not limited to, press releases, newspaper articles and other publicly disseminated documents.

This document relates only to the securities offered hereby and does not relate to NKE or other securities of NKE. The Fund has derived all disclosures contained in this document regarding NKE from publicly available documents. None of the Fund, the Trust, the Adviser, or their respective affiliates has participated in the preparation of such publicly available offering documents or made any due diligence inquiry regarding such documents with respect to NKE. None of the Fund, the Trust, the Adviser, or their respective affiliates makes any representation that such publicly available documents or any other publicly available information regarding NKE is accurate or complete. Furthermore, the Fund cannot give any assurance that all events occurring prior to the date hereof (including events that would affect the accuracy or completeness of the publicly available documents described above) that would affect the trading price of NKE (and therefore the price of the Fund at the time we price the securities) have been publicly disclosed. Subsequent disclosure of any such events or the disclosure of or failure to disclose material future events concerning NKE could affect the value received with respect to the securities and therefore the value of the securities.

None of the Fund, the Trust, the Adviser, or their respective affiliates makes any representation to you as to the performance of NKE.

NONE OF THE FUND, TIDAL TRUST II, OR TIDAL INVESTMENTS LLC IS AFFILIATED, CONNECTED, OR ASSOCIATED WITH NKE. THE FUND WAS NOT DEVELOPED OR CREATED BY, AND IS NOT SPONSORED, ENDORSED, OR APPROVED BY, NKE.

Moreover, NKE has not participated in the development of the Fund’s investment strategy. NKE does not select or approve the Fund’s portfolio holdings, nor does it participate in the construction, design, or implementation of the Fund. NKE does not provide any assurances, guarantees, or representations regarding the Fund or its performance. Nothing herein shall be construed as an offer of any security by NKE.

None of the Fund, the Trust, the Adviser, or their respective affiliates claim any ownership interest in any trademarks owned by NIKE, Inc. or NKE. All rights in the trademarks are reserved by their respective owners.

Due to the Fund’s investment strategy, the Fund’s investment exposure is concentrated in (or substantially exposed to) the same industry as that assigned to NKE. As of the date of the Prospectus, NKE is assigned to the textiles, apparel & luxury goods industry.

Principal Investment Risks

The principal risks of investing in the Fund are summarized below. As with any investment, there is a risk that you could lose all or a portion of your investment in the Fund. Some or all of these risks may adversely affect the Fund’s net asset value (“NAV”) per share, trading price, yield, total return, and/or ability to meet its objective. For more information about the risks of investing in the Fund, see the section in the Fund’s Prospectus titled “Additional Information About the Funds—Principal Risks of Investing in the Funds.”

An investment in the Fund entails risk. The Fund may not achieve its investment objective and there is a risk that you could lose all of your money invested in the Fund. The Fund is not a complete investment program. It is important that investors closely review all of the risks listed below and understand them before making an investment in the Fund.

Each risk summarized below is considered a “principal risk” of investing in the Fund, regardless of the order in which they appear.

NKE Risk. The Fund invests in options contracts and swaps that are based on the value of NKE and may also invest directly in NKE. These investments in options contracts and swaps subject the Fund to certain of the same risks as if it owned shares of NKE, even though it may not; although at times the Fund may also hold shares of NKE directly. By virtue of these investments, the Fund may be subject to the following risks:

Indirect Investment in NKE Risk. NKE is not affiliated with the Trust, the Fund, the Adviser, or their respective affiliates and is not involved with this offering in any way and has no obligation to consider your Shares in taking any corporate actions that might affect the value of Shares. Investors in the Fund will not have voting rights and will not be able to influence the management of NKE but will be exposed to the performance of NKE (the underlying stock). Except to the extent the Fund invests directly in NKE, investors in the Fund will not have rights to receive dividends or other distributions or any other rights with respect to the underlying stock but will be subject to declines in the performance of the underlying stock.

NKE Trading Risk. The trading price of NKE may be highly volatile and could continue to be subject to wide fluctuations in response to various factors. The stock market in general, and the market for retail and apparel companies in particular, has experienced extreme price and volume fluctuations that have often been unrelated or disproportionate to the operating performance of those companies. In particular, a large proportion of NKE may be traded by short sellers which may put pressure on the supply and demand for the Class A common stock of NKE, further influencing volatility in its market price. Public perception and other factors outside of the control of NIKE, Inc. may additionally impact NKE's stock price due to NKE garnering a disproportionate degree of public attention, regardless of actual operating performance. In addition, in the past, following periods of volatility in the overall market and the market price of a particular company's securities, securities class action litigation has often been instituted against companies such as these. Moreover, stockholder litigation like this has been filed against NKE in the past. While NKE continues to defend such actions, any judgment against NKE, or any future stockholder litigation could result in substantial costs and a diversion of the management of NKE's attention and resources. If NKE trading is halted, trading in Shares of the Fund may be impacted, either temporarily or indefinitely.

NKE Performance Risk. NKE may fail to meet its publicly announced guidelines or other expectations about its business, which could cause the price of NKE to decline. NKE provides guidance regarding its expected financial and business performance, such as projections regarding sales and production, as well as anticipated future revenues, gross margins, profitability and cash flows. Correctly identifying key factors affecting business conditions and predicting future events is inherently an uncertain process, and the guidance NKE provides may not ultimately be accurate and has in the past been inaccurate in certain respects, such as the timing of new product manufacturing ramps. The guidance is based on certain assumptions such as those relating to global and local economic conditions, anticipated production and sales volumes (which generally are not linear throughout a given period), average sales prices, supplier and commodity costs, and planned cost reductions. If NKE's guidance is not accurate or varies from actual results due to its inability to meet the assumptions or the impact on its financial performance that could occur as a result of various risks and uncertainties, the market value of common stock issued by NKE could decline significantly.

Athletic Footwear, Apparel and Equipment Industry Risks. The athletic footwear, apparel and equipment industry, including companies like NKE, faces numerous risks. Its success is contingent on rapidly shifting consumer preferences and design trends, linked to the popularity of various sports and fitness activities. The industry is highly competitive globally, not just in terms of product offerings and technology, but also in marketing, customer service, social media presence, and production costs. The competition includes diverse players, from athletic and leisure footwear firms to larger conglomerates with broad product lines. This demands constant innovation and adaptability, with significant risk factors being changes in technology and consumer tastes in athletic and leisure footwear, apparel, and equipment markets. The ability to maintain and enhance brand image and reputation is crucial in this space, relying heavily on marketing efforts, product quality, and innovation. Failure to meet these objectives or tarnish of brand reputation due to negative publicity or legal actions, founded or unfounded, can lead to a decrease in long-term consumer demand. The increasing importance of social media and digital platforms further intensifies these risks, as any adverse comments or posts can inflict serious damage to the brand image, potentially affecting sales, financial condition, and operational results.

Tariff and Import/Export Regulations Risk. Changes in the import and export policies of the U.S. government or other countries, including trade restrictions, sanctions and countersanctions, increased tariffs or quotas, trade agreement enforcement practices, embargoes or safeguards, could require NKE to change the way it conducts business and adversely affect its result of operations. In addition, changes or proposed changes in laws and policies governing foreign trade, manufacturing, development and investment in the territories or countries where NKE currently sells its products could adversely affect NKE's business, including increased cost of sales. Changes or proposed changes in U.S. or other countries' trade policies have resulted and may further result in restrictions and economic disincentives on international trade. Tariffs and other changes in U.S. trade policy have in the past and could in the future trigger retaliatory actions by affected countries, and protectionist trends in the United States or in other countries could affect the trade environment.

Derivatives Risk. Derivatives are financial instruments that derive value from the underlying reference asset or assets, such as stocks, bonds, or funds (including ETFs), interest rates or indexes. The Fund's investments in derivatives may pose risks in addition to, and greater than, those associated with directly investing in securities or other ordinary investments, including risk related to the market, imperfect correlation with underlying investments or the Fund's other portfolio holdings, higher price volatility, lack of availability, counterparty risk, liquidity, valuation and legal restrictions. The use of derivatives is a highly specialized activity that involves investment techniques and risks different from those associated with ordinary portfolio securities transactions. The use of derivatives may result in larger losses or smaller gains than directly investing in securities. When the Fund uses derivatives, there may be an imperfect correlation between the value of NKE and the derivative, which may prevent the Fund from achieving its investment objective. Because derivatives often require only a limited initial investment, the use of derivatives may expose the Fund to losses in excess of those amounts initially invested. In addition, the Fund's investments in derivatives are subject to the following risks:

Options Contracts. The use of options contracts involves investment strategies and risks different from those associated with ordinary portfolio securities transactions. The prices of options are volatile and are influenced by, among other things, actual and anticipated changes in the value of the underlying instrument, including the anticipated volatility, which are affected by fiscal and monetary policies and by national and international political, changes in the actual or implied volatility of the reference asset, the time remaining until the expiration of the option contract and economic events. For the Fund in particular, the value of the options contracts in which it invests is substantially influenced by the value of NKE. The Fund may experience substantial downside from specific option positions and certain option positions held by the Fund may expire worthless. The options held by the Fund are exercisable at the strike price on their expiration date. As an option approaches its expiration date, its value typically increasingly moves with the value of the underlying instrument. However, prior to such date, the value of an option generally does not increase or decrease at the same rate as the underlying instrument. There may at times be an imperfect correlation between the movement in the values of options contracts and the underlying instrument, and there may at times not be a liquid secondary market for certain options contracts. The value of the options held by the Fund will be determined based on market quotations or other recognized pricing methods. Additionally, as the Fund intends to continuously maintain indirect exposure to NKE through the use of options contracts, as the options contracts it holds are exercised or expire it will enter into new options contracts, a practice referred to as "rolling." If the expiring options contracts do not generate proceeds enough to cover the cost of entering into new options contracts, the Fund may experience losses.

Swap Agreements Risk. The use of swap transactions is a highly specialized activity, which involves investment techniques and risks different from those associated with ordinary portfolio securities transactions. Whether the Fund will be successful in using swap agreements to achieve its investment goal depends on the ability of the Adviser to structure such swap agreements in accordance with the Fund's investment objective and to identify counterparties for those swap agreements. If the Adviser is unable to enter into swap agreements that provide leveraged exposure to the Underlying Security, the Fund may not meet its stated investment objective. Additionally, any financing, borrowing or other costs associated with using swap transactions may also have the effect of lowering the Fund's return.

The swap agreements in which the Fund invests are generally traded in the over-the-counter market, which generally has less transparency than exchange-traded derivatives instruments. In a standard swap transaction, two parties agree to exchange the return (or differentials in rates of return) earned or realized on particular predetermined reference assets or underlying securities or instruments. The gross return to be exchanged or swapped between the parties is calculated based on a notional amount or the return on or change in value of a particular dollar amount invested in a basket of securities.

If the Underlying Security has a dramatic move that causes a material decline in the Fund's net assets, the terms of a swap agreement between the Fund and its counterparty may permit the counterparty to immediately close out the swap transaction with the Fund. In that event, the Fund may be unable to enter into another swap agreement or invest in other derivatives to achieve exposure consistent with the Fund's investment objective. This may prevent the Fund from achieving its objective, even if the Underlying Security later reverses all or a portion of its movement.

Counterparty Risk. The Fund is subject to counterparty risk by virtue of its investments in options contracts. Transactions in some types of derivatives, including options, are required to be centrally cleared (“cleared derivatives”). In a transaction involving cleared derivatives, the Fund’s counterparty is a clearing house rather than a bank or broker. Since the Fund is not a member of clearing houses and only members of a clearing house (“clearing members”) can participate directly in the clearing house, the Fund will hold cleared derivatives through accounts at clearing members. In cleared derivatives positions, the Fund will make payments (including margin payments) to and receive payments from a clearing house through their accounts at clearing members. Customer funds held at a clearing organization in connection with any options contracts are held in a commingled omnibus account and are not identified to the name of the clearing member’s individual customers. As a result, assets deposited by the Fund with any clearing member as margin for options may, in certain circumstances, be used to satisfy losses of other clients of the Fund’s clearing member. In addition, although clearing members guarantee performance of their clients’ obligations to the clearing house, there is a risk that the assets of the Fund might not be fully protected in the event of the clearing member’s bankruptcy, as the Fund would be limited to recovering only a pro rata share of all available funds segregated on behalf of the clearing member’s customers for the relevant account class. The Fund is also subject to the risk that a limited number of clearing members are willing to transact on the Fund’s behalf, which heightens the risks associated with a clearing member’s default. This risk is greater for the Fund as it seeks to hold options contracts on a single security, and not a broader range of options contracts, which may limit the number of clearing members that are willing to transact on the Fund’s behalf. If a clearing member defaults the Fund could lose some or all of the benefits of a transaction entered into by the Fund with the clearing member. If the Fund cannot find a clearing member to transact with on the Fund’s behalf, the Fund may be unable to effectively implement its investment strategy.

Price Participation Risk. The Fund employs an investment strategy that includes the sale of call option contracts, which limits the degree to which the Fund will participate in increases in value experienced by NKE over the Call Period. This means that if NKE experiences an increase in value above the strike price of the sold call options during a Call Period, the Fund will likely not experience that increase to the same extent and may significantly underperform NKE over the Call Period. Additionally, because the Fund is limited in the degree to which it will participate in increases in value experienced by NKE over each Call Period, but has full exposure to any decreases in value experienced by NKE over the Call Period, the NAV of the Fund may decrease over any given time period. The Fund’s NAV is dependent on the value of each options portfolio, which is based principally upon the performance of NKE. The degree of participation in NKE gains the Fund will experience will depend on prevailing market conditions, especially market volatility, at the time the Fund enters into the sold call option contracts and will vary from Call Period to Call Period. The value of the options contracts is affected by changes in the value and dividend rates of NKE, changes in interest rates, changes in the actual or perceived volatility of NKE and the remaining time to the options’ expiration, as well as trading conditions in the options market. As the price of NKE changes and time moves towards the expiration of each Call Period, the value of the options contracts, and therefore the Fund’s NAV, will change. However, it is not expected for the Fund’s NAV to directly correlate on a day-to-day basis with the returns of NKE. The amount of time remaining until the options contract’s expiration date affects the impact of the potential options premiums on the Fund’s NAV, which may not be in full effect until the expiration date of the Fund’s options contracts. Therefore, while changes in the price of the NKE will result in changes to the Fund’s NAV, the Fund generally anticipates that the rate of change in the Fund’s NAV will be different than that experienced by NKE.

Equity Market Risk. The prices of equity securities rise and fall daily. These price movements may result from factors affecting individual issuers, industries or the stock market as a whole. In addition, equity markets tend to move in cycles which may cause stock prices to fall over a short and extended periods of time. In a declining stock market, stock prices for all companies may decline, regardless of their long-term prospects.

Distribution Risk. The Fund seeks to provide weekly cash distributions. There is no assurance that the Fund will make a distribution in any given week. If the Fund does make distributions, the amounts of such distributions will likely vary greatly from one distribution to the next. Additionally, the weekly distributions, if any, may consist of returns of capital, which would decrease the Fund’s NAV and trading price over time. As a result, an investor may suffer significant losses to their investment. In addition, while the underlying stock may pay dividends, the Fund’s returns will not include any dividends paid by the underlying stock (except to the extent the Fund invests directly in NKE), and any income generated by the Fund may be less than the income generated by a direct investment in the underlying stock.

NAV Erosion Risk Due to Distributions. When the Fund makes a distribution, the Fund’s NAV will typically drop by the amount of the distribution on the related ex-dividend date. The repeated payment of distributions by the Fund, if any, may significantly erode the Fund’s NAV and trading price over time. As a result, an investor may suffer significant losses to their investment.

Call Strategy Risks. The path dependency (i.e., the continued use) of the Fund’s call writing strategy will impact the extent that the Fund participates in the positive price returns of NKE and, in turn, the Fund’s returns, both during the term of the sold call options and over longer time periods. If, for example, each month the Fund were to sell 7% out-of-the-money call options having a one-month term, the Fund’s participation in the positive price returns of NKE will be capped at 7% in any given month. However, over a longer period (e.g., 5 months), the Fund should not be expected to participate fully in the first 35% (i.e., 5 months x 7%) of the positive price returns of NKE, or the Fund may even lose money, even if the NKE share price has appreciated by at least that much over such period, if during any month over that period NKE had a return less than 7%. This example illustrates that both the Fund’s participation in the positive price returns of NKE and its returns will depend not only on the price of NKE but also on the path that NKE takes over time.

Additionally, when implementing the Covered Call Spread Strategy, the use of credit call spreads introduces further complexities and risks. While purchasing a higher-strike call option limits potential losses from the short call position, it also reduces the net premium received, which may result in lower overall returns compared to a stand-alone covered call strategy. If the price of the Underlying Security rises rapidly, the call spread may still cap upside participation, leading to missed profit opportunities. Furthermore, market conditions, such as mispricing between near-the-money and further out-of-the-money options, may impact the effectiveness of the strategy, potentially resulting in lower-than-expected returns or increased losses. The relative pricing of options at different strike levels can vary due to volatility shifts, liquidity constraints, or other market dynamics, adding an additional layer of uncertainty to the Fund's performance under this strategy.

ETF Risks.

Authorized Participants, Market Makers, and Liquidity Providers Concentration Risk. The Fund has a limited number of financial institutions that are authorized to purchase and redeem Shares directly from the Fund (known as "Authorized Participants" or "Aps"). In addition, there may be a limited number of market makers and/or liquidity providers in the marketplace. To the extent either of the following events occur, Shares may trade at a material discount to NAV and possibly face delisting: (i) Aps exit the business or otherwise become unable to process creation and/or redemption orders and no other Aps step forward to perform these services; or (ii) market makers and/or liquidity providers exit the business or significantly reduce their business activities and no other entities step forward to perform their functions.

Cash Redemption Risk. The Fund's investment strategy may require it to redeem Shares for cash or to otherwise include cash as part of its redemption proceeds. For example, the Fund may not be able to redeem in-kind certain securities held by the Fund (e.g., derivative instruments). In such a case, the Fund may be required to sell or unwind portfolio investments to obtain the cash needed to distribute redemption proceeds. This may cause the Fund to recognize a capital gain that it might not have recognized if it had made a redemption in-kind. As a result, the Fund may pay out higher annual capital gain distributions than if the in-kind redemption process was used. By paying out higher annual capital gain distributions, investors may be subjected to increased capital gains taxes. Additionally, there may be brokerage costs or taxable gains or losses that may be imposed on the Fund in connection with a cash redemption that may not have occurred if the Fund had made a redemption in-kind. These costs could decrease the value of the Fund to the extent they are not offset by a transaction fee payable by an AP.

Costs of Buying or Selling Shares. Buying or selling Shares involves certain costs, including brokerage commissions, other charges imposed by brokers, and bid-ask spreads. The bid-ask spread represents the difference between the price at which an investor is willing to buy Shares and the price at which an investor is willing to sell Shares. The spread varies over time based on the Shares' trading volume and market liquidity. The spread is generally lower if Shares have more trading volume and market liquidity and higher if Shares have little trading volume and market liquidity. Due to the costs of buying or selling Shares, frequent trading of Shares may reduce investment results and an investment in Shares may not be advisable for investors who anticipate regularly making small investments.

Management Risk. The Fund is subject to management risk because it is an actively managed portfolio. In managing the Fund's investment portfolio, the portfolio managers will apply investment techniques and risk analyses that may not produce the desired result. There can be no guarantee that the Fund will meet its investment objective.

Shares May Trade at Prices Other Than NAV. As with all ETFs, Shares may be bought and sold in the secondary market at market prices. Although it is expected that the market price of Shares will approximate the Fund's NAV, there may be times when the market price of Shares is more than the NAV intra-day (premium) or less than the NAV intra-day (discount) due to supply and demand of Shares or during periods of market volatility. This risk is heightened in times of market volatility, periods of steep market declines, and periods when there is limited trading activity for Shares in the secondary market, in which case such premiums or discounts may be significant.

Trading. Although Shares are listed on a national securities exchange, such as NYSE Arca, Inc. (the "Exchange"), and may be traded on U.S. exchanges other than the Exchange, there can be no assurance that an active trading market for the Shares will develop or be maintained or that the Shares will trade with any volume, or at all, on any stock exchange. This risk may be greater for the Fund as it seeks to have exposure to a single underlying stock as opposed to a more diverse portfolio like a traditional pooled investment. In stressed market conditions, the liquidity of Shares may begin to mirror the liquidity of the Fund's underlying portfolio holdings, which can be significantly less liquid than Shares. Shares trade on the Exchange at a market price that may be below, at or above the Fund's NAV. Trading in Shares on the Exchange may be halted due to market conditions or for reasons that, in the view of the Exchange, make trading in Shares inadvisable. In addition, trading in Shares on the Exchange is subject to trading halts caused by extraordinary market volatility pursuant to the Exchange "circuit breaker" rules. There can be no assurance that the requirements of the Exchange necessary to maintain the listing of the Fund will continue to be met or will remain unchanged. In the event of an unscheduled market close for options contracts that reference a single stock, such as NKE's securities being halted or a market wide closure, settlement prices will be determined by the procedures of the listing exchange of the options contracts. As a result, the Fund could be adversely affected and be unable to implement its investment strategies in the event of an unscheduled closing.

Economic and Market Risk. Economies and financial markets throughout the world are becoming increasingly interconnected, which increases the likelihood that events or conditions in one country or region will adversely impact markets or issuers in other countries or regions. Securities in the Fund's portfolio may underperform in comparison to securities in the general financial markets, a particular financial market, or other asset classes, due to a number of factors, including inflation (or expectations for inflation), deflation (or expectations for deflation), interest rates, global demand for particular products or resources, market instability, financial system instability, debt crises and downgrades, embargoes, tariffs, sanctions and other trade barriers, regulatory events, other governmental trade or market control programs and related geopolitical events. In addition, the value of the Fund's investments may be negatively affected by the occurrence of global events such as war, terrorism, environmental disasters, natural disasters or events, country instability, and infectious disease epidemics or pandemics. The imposition by the U.S. of tariffs on goods imported from foreign countries and reciprocal tariffs levied on U.S. goods by those countries also may lead to volatility and instability in domestic and foreign markets.

High Portfolio Turnover Risk. The Fund may actively and frequently trade all or a significant portion of the Fund's holdings. A high portfolio turnover rate increases transaction costs, which may increase the Fund's expenses. Frequent trading may also cause adverse tax consequences for investors in the Fund due to an increase in short-term capital gains.

Inflation Risk. Inflation risk is the risk that the value of assets or income from investments will be less in the future as inflation decreases the value of money. As inflation increases, the present value of the Fund's assets and distributions, if any, may decline.

Liquidity Risk. Some securities held by the Fund, including options contracts, may be difficult to sell or be illiquid, particularly during times of market turmoil. This risk is greater for the Fund as it will hold options contracts on a single security, and not a broader range of options contracts. Markets for securities or financial instruments could be disrupted by a number of events, including, but not limited to, an economic crisis, natural disasters, epidemics/pandemics, new legislation or regulatory changes inside or outside the United States. Illiquid securities may be difficult to value, especially in changing or volatile markets. If the Fund is forced to sell an illiquid security at an unfavorable time or price, the Fund may be adversely impacted. Certain market conditions or restrictions, such as market rules related to short sales, may prevent the Fund from limiting losses, realizing gains or achieving a high correlation with NKE. There is no assurance that a security that is deemed liquid when purchased will continue to be liquid. Market illiquidity may cause losses for the Fund.

Money Market Instrument Risk. The Fund may use a variety of money market instruments for cash management purposes, including money market funds, depositary accounts and repurchase agreements. Repurchase agreements are contracts in which a seller of securities agrees to buy the securities back at a specified time and price. Repurchase agreements may be subject to market and credit risk related to the collateral securing the repurchase agreement. Money market instruments, including money market funds, may lose money through fees or other means.

New Fund Risk. The Fund is a recently organized management investment company with no operating history. As a result, prospective investors do not have a track record or history on which to base their investment decisions. There can be no assurance that the Fund will maintain an economically viable size.

Non-Diversification Risk. Because the Fund is "non-diversified," it may invest a greater percentage of its assets in the securities of a single issuer or a smaller number of issuers than if it was a diversified fund. As a result, a decline in the value of an investment in a single issuer or a smaller number of issuers could cause the Fund's overall value to decline to a greater degree than if the Fund held a more diversified portfolio. This may increase the Fund's volatility and cause the performance of a relatively smaller number of issuers to have a greater impact on the Fund's performance.

Operational Risk. The Fund is subject to risks arising from various operational factors, including, but not limited to, human error, processing and communication errors, errors of the Fund's service providers, counterparties or other third-parties, failed or inadequate processes and technology or systems failures. The Fund relies on third-parties for a range of services, including custody. Any delay or failure relating to engaging or maintaining such service providers may affect the Fund's ability to meet its investment objective. Although the Fund, and Adviser seek to reduce these operational risks through controls and procedures, there is no way to completely protect against such risks.

Single Issuer Risk. Issuer-specific attributes may cause an investment in the Fund to be more volatile than a traditional pooled investment which diversifies risk or the market generally. The value of the Fund, which focuses on an individual security (NKE), may be more volatile than a traditional pooled investment or the market as a whole and may perform differently from the value of a traditional pooled investment or the market as a whole.

Tax Risk. The Fund intends to elect and to qualify each year to be treated as a regulated investment company (“RIC”) under Subchapter M of the Internal Revenue Code of 1986, as amended (“Code”). As a RIC, the Fund will not be subject to U.S. federal income tax on the portion of its net investment income and net capital gain that it distributes to Shareholders, provided that it satisfies certain requirements of the Code. If the Fund does not qualify as a RIC for any taxable year and certain relief provisions are not available, the Fund’s taxable income will be subject to tax at the Fund level and to a further tax at the shareholder level when such income is distributed. To comply with the asset diversification test applicable to a RIC, the Fund will attempt to ensure that the value of options it holds is never 25% of the total value of Fund assets at the close of any quarter. In particular, in combination with the Fund’s use of a “synthetic” strategy (i.e., purchasing exposure to the underlying stock through a combination of put and call options), the Fund maintains a portfolio of treasury securities, which are expected to enable the Fund to meet the diversification requirements. If the Fund’s investments in options were to exceed 25% of the Fund’s total assets at the end of a tax quarter, the Fund, generally, has a grace period to cure such lack of compliance. If the Fund fails to timely cure, it may no longer be eligible to be treated as a RIC.

U.S. Government and U.S. Agency Obligations Risk. The Fund may invest in securities issued by the U.S. government or its agencies or instrumentalities. U.S. Government obligations include securities issued or guaranteed as to principal and interest by the U.S. Government, its agencies or instrumentalities, such as the U.S. Treasury. Payment of principal and interest on U.S. Government obligations may be backed by the full faith and credit of the United States or may be backed solely by the issuing or guaranteeing agency or instrumentality itself. In the latter case, the investor must look principally to the agency or instrumentality issuing or guaranteeing the obligation for ultimate repayment, which agency or instrumentality may be privately owned. There can be no assurance that the U.S. Government would provide financial support to its agencies or instrumentalities (including government-sponsored enterprises) where it is not obligated to do so.

Performance

Performance information for the Fund is not included because the Fund has not completed a full calendar year of operations as of the date of this Prospectus. When such information is included, this section will provide some indication of the risks of investing in the Fund by showing changes in the Fund’s performance history from year to year and showing how the Fund’s average annual total returns compare with those of a broad measure of market performance. Although past performance of the Fund is no guarantee of how it will perform in the future, historical performance may give you some indication of the risks of investing in the Fund. Updated performance information will be available on the Fund’s website at www.yieldmaxetfs.com.

Management

Investment Adviser: Tidal Investments LLC (the “Adviser”) serves as investment adviser to the Fund.

Portfolio Managers:

The following individuals are jointly and primarily responsible for the day-to-day management of the Fund.

Jay Pestrighelli, Portfolio Manager for the Adviser, has been a portfolio manager of the Fund since its inception in 2026.

Scott Snyder, Portfolio Manager for the Adviser, has been a portfolio manager of the Fund since its inception in 2026.

Matt Brandt, Portfolio Manager for the Adviser, has been a portfolio manager of the Fund since its inception in 2026.

Purchase and Sale of Shares

The Fund issues and redeems Shares at NAV only in large blocks known as “Creation Units,” which only Authorized Participants (APs) (typically, broker-dealers) may purchase or redeem. The Fund generally issues and redeems Creation Units in exchange for a portfolio of securities (the “Deposit Securities”) and/or a designated amount of U.S. cash.

Shares are listed on the Exchange, and individual Shares may only be bought and sold in the secondary market through brokers at market prices, rather than NAV. Because Shares trade at market prices rather than NAV, Shares may trade at a price greater than NAV (premium) or less than NAV (discount).

An investor may incur costs attributable to the difference between the highest price a buyer is willing to pay to purchase Shares (the “bid” price) and the lowest price a seller is willing to accept for Shares (the “ask” price) when buying or selling Shares in the secondary market. This difference in bid and ask prices is often referred to as the “bid-ask spread.”

When available, information regarding the Fund’s NAV, market price, how often Shares traded on the Exchange at a premium or discount, and the median bid-ask spreads can be found on the Fund’s website at www.yieldmaxetfs.com.

Tax Information

Fund distributions are generally taxable as ordinary income, qualified dividend income, or capital gains (or a combination), unless an investment is in an individual retirement account (“IRA”) or other tax-advantaged account. Distributions on investments made through tax-deferred arrangements may be taxed later upon withdrawal of assets from those accounts.

Financial Intermediary Compensation

If you purchase Shares through a broker-dealer or other financial intermediary (such as a bank) (an “Intermediary”), the Adviser or its affiliates may pay Intermediaries for certain activities related to the Fund, including participation in activities that are designed to make Intermediaries more knowledgeable about exchange-traded products, including the Fund, or for other activities, such as marketing, educational training, or other initiatives related to the sale or promotion of Shares. These payments may create a conflict of interest by influencing the Intermediary and your salesperson to recommend the Fund over another investment. Any such arrangements do not result in increased Fund expenses. Ask your salesperson or visit the Intermediary’s website for more information.

YieldMax[®] NVDA Option Income Strategy ETF - FUND SUMMARY

Investment Objective

The Fund's primary investment objective is to seek current income. The Fund's secondary investment objective is to seek exposure to the share price of the common stock of NVIDIA Corporation ("NVDA" or "Underlying Security"), subject to a limit on potential investment gains.

Fees and Expenses of the Fund

This table describes the fees and expenses that you may pay if you buy, hold, and sell shares of the Fund ("Shares"). **You may pay other fees, such as brokerage commissions and other fees to financial intermediaries, which are not reflected in the table and Example below.**

Annual Fund Operating Expenses⁽¹⁾ (expenses that you pay each year as a percentage of the value of your investment)

Management Fee	0.99%
Distribution and Service (12b-1) Fees	None
Other Expenses (includes interest and tax expense)	0.10%
Total Annual Fund Operating Expenses	1.09%

⁽¹⁾ The Fund's investment adviser, Tidal Investments LLC (the "Adviser"), a Tidal Financial Group company, will pay, or require a sub-adviser to pay, all expenses incurred by the Fund (except for advisory fees and sub-advisory fees, as the case may be) excluding interest charges on any borrowings made for investment purposes, dividends and other expenses on securities sold short, taxes, brokerage commissions and other expenses incurred in placing orders for the purchase and sale of securities and other investment instruments, acquired fund fees and expenses, accrued deferred tax liability, distribution fees and expenses paid by the Fund under any distribution plan adopted pursuant to Rule 12b-1 under the Investment Company Act of 1940, as amended (the "1940 Act"), and litigation expenses and other non-routine or extraordinary expenses.

Expense Example

This Example is intended to help you compare the cost of investing in the Fund with the cost of investing in other funds. The Example assumes that you invest \$10,000 in the Fund for the time periods indicated and then redeem or hold all of your Shares at the end of those periods. The Example also assumes that your investment has a 5% return each year and that the Fund's operating expenses remain the same. The Example does not take into account brokerage commissions that you may pay on your purchases and sales of Shares. Although your actual costs may be higher or lower, based on these assumptions your costs would be:

1 Year	3 Years	5 Years	10 years
\$111	\$347	\$601	\$1,329

Portfolio Turnover

The Fund pays transaction costs, such as commissions, when it buys and sells securities (or "turns over" its portfolio). A higher portfolio turnover rate may indicate higher transaction costs and may result in higher taxes when Shares are held in a taxable account. These costs, which are not reflected in total annual fund operating expenses or in the expense example above, affect the Fund's performance. During the most recent fiscal year ended October 31, 2025, the Fund's portfolio turnover rate was 16% of the average value of its portfolio.

Principal Investment Strategies

The Fund is an actively managed exchange-traded fund ("ETF") that seeks current income while providing exposure to the share price (*i.e.*, the price returns) of the Underlying Security, subject to participation in a portion of potential investment gains. The Fund will employ its investment strategy as it relates to the Underlying Security regardless of whether there are periods of adverse market, economic, or other conditions and will not take temporary defensive positions during such periods. As further described below, the Fund uses either a synthetic covered call strategy or a synthetic covered call spread strategy to seek to generate options premiums and provide indirect exposure to the share price returns of the Underlying Security, subject to participation in a portion of potential investment gains as a result of the nature of the options strategy it employs. That is, the Fund not only seeks to generate options premiums but also aims to derive gains when the value of the Underlying Security increases. The Fund's options contracts provide:

- indirect exposure to the share price returns of the Underlying Security,
- option premiums, and
- participation in a portion of gains, if any, of the share price returns of the Underlying Security.

For more information, see sections “The Fund’s Use of Underlying Security Option Contracts” and “Synthetic Covered Call Strategy” below.

Why invest in the Fund?

- The Fund seeks to generate weekly cash distributions, which is not dependent on the price appreciation of the Underlying Security.
- The Fund seeks to participate in a portion of the gains experienced by the Underlying Security.

That is, although the Fund may not fully participate in gains in the Underlying Security’s stock price, the Fund’s portfolio is designed to generate options premiums.

An Investment in the Fund is not an investment in the Underlying Security.

- **The Fund’s strategy will capture only a portion of its potential gains if the Underlying Security’s stock price increase in value.**
- **The Fund’s strategy is subject to all potential losses if the Underlying Security’s stock price decrease in value, which may not be offset by the options premiums received by the Fund.**
- The Fund may from time to time invest directly in the Underlying Security.
- Fund shareholders are not entitled to any Underlying Security dividends, except to the extent the Fund invests directly in the Underlying Security.

While the Fund seeks to provide current income pursuant to its investment objective, a portion (sometimes significant) of the Fund’s distributions may be classified as return of capital (“ROC”) for financial or tax reporting purposes. Generally speaking, ROC refers to the portion of a distribution from an investment that represents a return of the original investment (principal) rather than income or profit. Accordingly, such distributions do not necessarily reflect the Fund’s income or yield. See the prospectus section titled “Additional Information About the Funds” for more information about option premiums and ROC.

Additional information regarding the Underlying Security is also set forth below.

The Fund’s Use of Underlying Security Option Contracts

As part of the Fund’s synthetic covered call strategy and synthetic covered call spread strategy, the Fund will purchase and sell a combination of standardized exchange-traded and FLEXible EXchange® (“FLEX”) call and put option contracts that are based on the value of the price returns of the Underlying Security.

- In general, an option contract gives the purchaser of the option contract the right to purchase (for a call option) or sell (for a put option) the underlying asset (like shares of the Underlying Security) at a specified price (the “strike price”).
- If exercised, an option contract obligates the seller to deliver shares (for a sold or “short” call) or buy shares (for a sold or “short” put) of the underlying asset at a specified price (the “strike price”).
- Options contracts must be exercised or traded to close within a specified time frame, or they expire. See the chart in section “Fund Portfolio” below for a description of the option contracts utilized by the Fund.

Standardized exchange-traded options include standardized terms. FLEX options are also exchange-traded, but they allow for customizable terms (e.g., the strike price can be negotiated). For more information on FLEX options, see “Additional Information about the Funds – Exchange Traded Options Portfolio.”

The Fund’s options contracts are based on the value of the Underlying Security, which gives the Fund the right or obligation to receive or deliver shares of the Underlying Security on the expiration date of the applicable option contract in exchange for the stated strike price, depending on whether the option contract is a call option or a put option, and whether the Fund purchases or sells the option contract.

Covered Call Strategy

In seeking to achieve its investment objective, the Fund may implement a “*synthetic* covered call” and, to a lesser extent, a “*traditional* covered call” strategy using the standardized exchange-traded and FLEX options described above.

- A *traditional* covered call strategy is an investment strategy where an investor (the Fund) sells a call option on an underlying security it owns.
- A *synthetic* covered call strategy is similar to a traditional covered call strategy in that the investor sells a call option that is based on the value of the underlying security. However, in a synthetic covered call strategy, the investor (the Fund) does not own the underlying security, but rather seeks to *synthetically* replicate 100% of the price movements of the underlying security through the use of various investment instruments.

The Fund's covered call strategies consists of the following three elements, each of which is described in greater detail farther below:

- Direct or synthetic long exposure to the Underlying Security, which allows the Fund to seek to participate in the changes, up or down, in the price of shares of the Underlying Security.
- Covered call writing (where the Underlying Security's call options are sold against the synthetic long portion of the strategy), which allows the Fund to generate options premiums.
- U.S. Treasuries, which are used for collateral for the options, and which generate income.

1. Long Exposure (Synthetic or Direct)

Synthetic Long Exposure: To achieve a synthetic long exposure to the Underlying Security, the Fund will buy the Underlying Security's call options and, simultaneously, sell the Underlying Security's put options to try to replicate the price movements of the Underlying Security. The call options purchased by the Fund and the put options sold by the Fund will generally have one-month to six-month terms and strike prices that are approximately equal to the then-current share price of the Underlying Security at the time the contracts are purchased and sold, respectively. The combination of the long call options and sold put options provides the Fund with indirect investment exposure equal to approximately 100% of the Underlying Security for the duration of the applicable options exposure.

In addition, the Fund may use other instruments and transactions to gain synthetic exposure to the Underlying Security. For example, the Fund may enter into swap contracts that provide exposure to the Underlying Security. The Fund also may utilize additional options strategies, including purchasing call options that are "deep in the money" (i.e., the Underlying Security's price is well above the strike price on the call option).

Direct Long Exposure: The Fund may directly hold equity securities of the Underlying Security.

2. Covered Call Strategies

Covered Call Strategy

As part of its strategy, the Fund will write (sell) call option contracts on the Underlying Security to generate options premiums. These written call options will generally be sold short (i.e., selling a position it does not currently own). The Fund will seek to participate in the share price appreciation of the Underlying Security, if any. However, due to the nature of covered call strategies, the Fund's participation may be subject to a cap (as described below). In this strategy, the call options written (sold) by the Fund will generally have 1- month or less expiration dates (the "Call Period") and generally have a strike price that is approximately 0%-15% above the then-current share price of the Underlying Security.

It is important to note that the sale of the Underlying Security call option contracts will limit the Fund's participation in the appreciation in the Underlying Security's stock price. If the stock price of the Underlying Security increases, the above-referenced synthetic long exposure alone would allow the Fund to experience similar percentage gains. However, if the Underlying Security's stock price appreciates beyond the strike price of one or more of the sold (short) call option contracts, the Fund will lose money on those short call positions, and the losses will, in turn, limit the upside return of the Fund's synthetic long exposure. As a result, the Fund's overall strategy (i.e., the combination of the synthetic long exposure to the Underlying Security and the sold (short) the Underlying Security call positions) will limit the Fund's participation in gains in the Underlying Security's stock price beyond a certain point.

Covered Call Spread Strategy

The Adviser will employ the Covered Call Spread Strategy when it believes it is a better strategy for the Fund as compared to the Covered Call Strategy. The Fund may write (sell) credit call spreads (described below) rather than stand-alone call option contracts to seek greater participation in the potential appreciation of its Underlying Security's share price, while still generating net options premiums. The Adviser will primarily employ this covered call spread strategy when it believes that the share price of its Underlying Security is likely to rise significantly in the short term (e.g., following a substantial selloff or overall positive market news). Additionally, the Adviser may use this strategy in other scenarios (e.g., if the market is undervaluing further out-of-the-money options relative to near-the-money options), where it believes the use of credit call spreads may prove more advantageous to the Fund's total return than the covered call strategy.

A credit call spread involves selling a call option while simultaneously buying a call option with a higher strike price, both with the same expiration date. By writing credit call spreads, the Fund can potentially offset losses incurred from its short call positions if the Underlying Security's share price rises above the strike price.

3. U.S. Treasuries

The Fund will hold short-term U.S. Treasury securities as collateral in connection with the Fund's synthetic covered call strategy. The Fund may also invest in pooled vehicles (e.g., mutual funds and ETFs) that invest in U.S Treasuries.

The Fund intends to continuously maintain exposure to the Underlying Security, primarily through the use of options contracts. As the options contracts it holds are exercised or expire it may enter into new options contracts, a practice referred to as “rolling.” The Fund’s practice of rolling options may result in high portfolio turnover.

Fund’s Weekly Distributions

The Fund will seek to provide weekly cash distributions. The Fund will seek to generate such distributions in the following ways:

- Writing (selling) call option contracts on its Underlying Security as described above to generate options premiums. A premium, in this context, refers to the price the option buyer pays to the option seller (the Fund) for the rights granted by the option. The amount of these premiums is largely affected by the fluctuations in the Underlying Security’s stock prices. However, other elements like interest rates can also influence the level of premiums.
- Investing in short-term U.S. Treasury securities. The income generated by these securities will be influenced by interest rates at the time of investment.
- In addition, the Fund’s use of the Covered Call Spread Strategy may occasionally allow it to capture a substantial portion of any significant increase in the price of its Underlying Security. When this happens, the Fund could receive profits exceeding the initial cost of the call options, and the Fund’s distributions may include some of those profits.

Fund’s Return Profile vs its Underlying Security

For the reasons stated above, the Fund’s performance will differ from that of the Underlying Security’s stock price. The performance differences will depend on, among other things, the price of the Underlying Security, changes in the value of the Underlying Security options contracts the Fund holds, and changes in the value of the U.S. Treasuries.

Fund Portfolio

Principal Holdings		
Portfolio Holdings (All derivative instruments are based on the value of the Underlying Security)	Investment Terms	Expected Target Maturity
Purchased call option contracts	<p>“at-the-money” (<i>i.e.</i>, the strike price is equal to the then-current share price of the Underlying Security at the time of purchase) to provide indirect exposure to positive price returns of the Underlying Security.</p> <p>If the Underlying Security share price increases, these options will generate corresponding increases to the Fund.</p>	1-month to 6-month expiration dates
Sold put option contracts	<p>“at-the-money” (<i>i.e.</i>, the strike price is equal to the then-current share price of the Underlying Security at the time of sale).</p> <p>They are sold to help pay for the purchased call options described above.</p> <p>However, the sold put option contracts provide exposure to the full extent of any share price losses experienced by the Underlying Security.</p>	1-month to 6-month expiration dates
Sold (short) call option contracts (<i>Covered Call Strategy</i>)	<p>The strike price is approximately 0%-15% more than the then-current share price of the Underlying Security at the time of sale.</p> <p>They generate options premiums. However, they also limit some potential positive returns that the Fund may have otherwise experienced from gains in the Underlying Security’s share price.</p>	1-month or less expiration dates

Principal Holdings		
Portfolio Holdings (All derivative instruments are based on the value of the Underlying Security)	Investment Terms	Expected Target Maturity
Sold (short) call option contracts <i>(Covered Call Spread Strategy)</i>	The strike price is approximately 0%-15% more than the then-current share price of the Fund's Underlying Security at the time of sale. Sold call option contracts provide inverse exposure to the full extent of any increases in the value experienced by the Fund's Underlying Security, minus the premium received.	1-month or less expiration dates
Purchased call option contracts <i>(Covered Call Spread Strategy)</i>	"out-of-the-money" (i.e., the strike price is above the strike price of the corresponding Covered Call Spread Strategy sold call). Bought call option contracts provide exposure to the full extent of any increases in the value experienced by the Fund's Underlying Security above the option's strike price.	1-month or less expiration dates
Purchased call option contracts <i>(Deep-in-the-money synthetic long exposure)</i>	"Deep in the money" (i.e., the Underlying Security's price is well above the strike price on the call option) to provide synthetic long exposure designed to closely track price movements of the Underlying Security. These options are expected to exhibit greater sensitivity to changes in the Underlying Security's share price than out-of-the-money or at-the-money calls.	1-month to 6-month expiration dates
Swap contracts	The Fund may enter into swap contracts that provide exposure to the Underlying Security's price movements (and/or total return), generally in exchange for a financing rate and/or other contractual payments. Swap contracts may be used as an alternative or supplement to options positions to obtain exposure to the Underlying Security.	13-month to 60-month terms
Equity securities of the Underlying Security <i>(Direct holdings)</i>	The Fund may purchase and hold shares of the Underlying Security to obtain direct exposure to the Underlying Security's price movements and any distributions.	NA
U.S Treasury Securities and Cash	Multiple series of U.S. Treasury Bills supported by the full faith and credit of the U.S. government. These instruments are used as collateral for the Fund's derivative investments. They will also generate income.	6-month to 2-year maturities

The market value of the cash and treasuries held by the Fund is generally expected to be between 25% and 100% of the Fund's net assets and the market value of the options package is generally expected to be between 0% and 50% of the Fund's net assets (though actual exposures may deviate from these ranges from time to time). In terms of notional value, the combination of these investment instruments provides indirect investment exposure to the Underlying Security equal to at least 95% of the Fund's total assets.

Under normal circumstances, the Fund will invest at least 80% of its net assets, plus borrowings for investment purposes, in securities and financial instruments that provide indirect exposure to NVDA.

The Fund is classified as "non-diversified" under the 1940 Act.

There is no guarantee that the Fund's investment strategy will be properly implemented, and an investor may lose some or all of its investment.

NVIDIA Corporation

NVIDIA Corporation is a technology company that designs graphics processing units (“GPUs”). NVIDIA Corporation has created GPU-based visual computing and accelerated computing platforms that address four separate markets: gaming, professional visualization, data center, and automotive. NVIDIA Corporation is listed on Nasdaq. Per NVDA’s most recent Form 10-K filing, the aggregate market value of voting stock, as of the most recent available data at time of drafting this prospectus (July 26, 2024), held by non-affiliates of NVDA, was \$2.7 trillion.

NVIDIA Corporation is registered under the Securities Exchange Act of 1934, as amended (the “Exchange Act”). Information provided to or filed with the SEC by NVIDIA Corporation pursuant to the Exchange Act can be located by reference to the SEC file number 0-23985 through the SEC’s website at www.sec.gov. In addition, information regarding NVIDIA Corporation may be obtained from other sources including, but not limited to, press releases, newspaper articles and other publicly disseminated documents.

This document relates only to the securities offered hereby and does not relate to NVDA or other securities of NVIDIA Corporation. The Fund has derived all disclosures contained in this document regarding NVIDIA Corporation from the publicly available documents. None of the Fund, the Trust, the Adviser, or their respective affiliates has participated in the preparation of such publicly available offering documents or made any due diligence inquiry regarding such documents with respect to NVIDIA Corporation. None of the Fund, the Trust, the Adviser, or their respective affiliates makes any representation that such publicly available documents or any other publicly available information regarding NVIDIA Corporation is accurate or complete. Furthermore, the Fund cannot give any assurance that all events occurring prior to the date hereof (including events that would affect the accuracy or completeness of the publicly available documents described above) that would affect the trading price of NVIDIA Corporation (and therefore the price of the Fund at the time we price the securities) have been publicly disclosed. Subsequent disclosure of any such events or the disclosure of or failure to disclose material future events concerning NVIDIA Corporation could affect the value received with respect to the securities and therefore the value of the securities.

None of the Fund, the Trust, the Adviser, or their respective affiliates makes any representation to you as to the performance of NVDA.

NONE OF THE FUND, TIDAL TRUST II, OR TIDAL INVESTMENTS LLC IS AFFILIATED, CONNECTED, OR ASSOCIATED WITH NVDA. THE FUND WAS NOT DEVELOPED OR CREATED BY, AND IS NOT SPONSORED, ENDORSED, OR APPROVED BY, NVDA.

Moreover, NVDA has not participated in the development of the Fund’s investment strategy. NVDA does not select or approve the Fund’s portfolio holdings, nor does it participate in the construction, design, or implementation of the Fund. NVDA does not provide any assurances, guarantees, or representations regarding the Fund or its performance. Nothing herein shall be construed as an offer of any security by NVDA.

None of the Fund, the Trust, the Adviser, or their respective affiliates claim any ownership interest in any trademarks owned by NVIDIA Corporation or NVDA. All rights in the trademarks are reserved by their respective owners.

Due to the Fund’s investment strategy, the Fund’s investment exposure is concentrated in (or substantially exposed to) the same industry as that assigned to NVDA. As of the date of the Prospectus, NVDA is assigned to the semiconductors & semiconductor equipment industry.

Principal Investment Risks

The principal risks of investing in the Fund are summarized below. As with any investment, there is a risk that you could lose all or a portion of your investment in the Fund. Some or all of these risks may adversely affect the Fund’s net asset value (“NAV”) per share, trading price, yield, total return, and/or ability to meet its objective. For more information about the risks of investing in the Fund, see the section in the Fund’s Prospectus titled “Additional Information About the Funds—Principal Risks of Investing in the Funds.”

An investment in the Fund entails risk. The Fund may not achieve its investment objective and there is a risk that you could lose all of your money invested in the Fund. The Fund is not a complete investment program. It is important that investors closely review all of the risks listed below and understand them before making an investment in the Fund.

Each risk summarized below is considered a “principal risk” of investing in the Fund, regardless of the order in which they appear.

NVDA Risk. The Fund invests in options contracts and swaps that are based on the value of NVDA and may also invest directly in NVDA. These investments in options contracts and swaps subject the Fund to certain of the same risks as if it owned shares of NVDA, even though it may not; although at times the Fund may also hold shares of NVDA directly. By virtue of these investments, the Fund may be subject to the following risks:

Indirect Investment in NVDA Risk. NVIDIA Corporation is not affiliated with the Trust, the Fund, the Adviser, or their respective affiliates and is not involved with this offering in any way and has no obligation to consider your Shares in taking any corporate actions that might affect the value of Shares. Investors in the Fund will not have voting rights and will not be able to influence management of NVIDIA Corporation, but will be exposed to the performance of NVDA (the underlying stock). Except to the extent the Fund invests directly in NVDA, investors in the Fund will not have rights to receive dividends or other distributions or any other rights with respect to the underlying stock but will be subject to declines in the performance of the underlying stock.

NVDA Trading Risk. The trading price of NVDA may be highly volatile and could continue to be subject to wide fluctuations in response to various factors. The stock market in general, and the market for technology companies in particular, has experienced extreme price and volume fluctuations that have often been unrelated or disproportionate to the operating performance of those companies. In particular, a large proportion of NVDA may be traded by short sellers which may put pressure on the supply and demand for the common stock of NVIDIA Corporation, further influencing volatility in its market price. Public perception and other factors outside of the control of NVIDIA Corporation may additionally impact NVDA's stock price due to NVIDIA Corporation garnering a disproportionate degree of public attention, regardless of actual operating performance. In addition, in the past, following periods of volatility in the overall market and the market price of a particular company's securities, securities class action litigation has often been instituted against companies such as these. Moreover, stockholder litigation like this has been filed against NVIDIA Corporation in the past. While NVIDIA Corporation continues to defend such actions, any judgment against NVIDIA Corporation, or any future stockholder litigation could result in substantial costs and a diversion of the management of NVIDIA Corporation's attention and resources. If NVDA trading is halted, trading in Shares of the Fund may be impacted, either temporarily or indefinitely.

NVIDIA Corporation Performance Risk. NVIDIA Corporation may fail to meet its publicly announced guidelines or other expectations about its business, which could cause the price of NVDA to decline. NVIDIA Corporation provides guidance regarding its expected financial and business performance, such as projections regarding sales and production, as well as anticipated future revenues, gross margins, profitability and cash flows. Correctly identifying key factors affecting business conditions and predicting future events is inherently an uncertain process, and the guidance NVIDIA Corporation provides may not ultimately be accurate and has in the past been inaccurate in certain respects, such as the timing of new product manufacturing ramps. The guidance is based on certain assumptions such as those relating to global and local economic conditions, anticipated production and sales volumes (which generally are not linear throughout a given period), average sales prices, supplier and commodity costs, and planned cost reductions. If NVIDIA Corporation's guidance is not accurate or varies from actual results due to its inability to meet the assumptions or the impact on its financial performance that could occur as a result of various risks and uncertainties, the market value of common stock issued by NVIDIA Corporation could decline significantly.

NVDA's accelerated computing platforms address four large markets: Gaming, Data Center, Professional Visualization, and Automotive. These markets experience rapid changes in technology, customer requirements, new product introductions and enhancements, and industry standards.

Information Technology Companies Risk. Information technology companies face intense competition, both domestically and internationally, which may have an adverse effect on profit margins. Like other technology companies, information technology companies may have limited product lines, markets, financial resources or personnel. The products of information technology companies may face obsolescence due to rapid technological developments, frequent new product introduction, unpredictable changes in growth rates and competition for the services of qualified personnel. Companies in the information technology sector are heavily dependent on patent and intellectual property rights. The loss or impairment of these rights may adversely affect the profitability of these companies. Information technology companies are facing increased government and regulatory scrutiny and may be subject to adverse government or regulatory action.

Semiconductor Company Risk. Competitive pressures may have a significant effect on the financial condition of semiconductor companies and, as product cycles shorten and manufacturing capacity increases, these companies may become increasingly subject to aggressive pricing, which hampers profitability. Reduced demand for end-user products, under-utilization of manufacturing capacity, and other factors could adversely impact the operating results of companies in the semiconductor sector. Semiconductor companies typically face high capital costs and may be heavily dependent on intellectual property rights. The semiconductor sector is highly cyclical, which may cause the operating results of many semiconductor companies to vary significantly. The stock prices of companies in the semiconductor sector have been and likely will continue to be extremely volatile.

Derivatives Risk. Derivatives are financial instruments that derive value from the underlying reference asset or assets, such as stocks, bonds, or funds (including ETFs), interest rates or indexes. The Fund's investments in derivatives may pose risks in addition to, and greater than, those associated with directly investing in securities or other ordinary investments, including risk related to the market, imperfect correlation with underlying investments or the Fund's other portfolio holdings, higher price volatility, lack of availability, counterparty risk, liquidity, valuation and legal restrictions. The use of derivatives is a highly specialized activity that involves investment techniques and risks different from those associated with ordinary portfolio securities transactions. The use of derivatives may result in larger losses or smaller gains than directly investing in securities. When the Fund uses derivatives, there may be an imperfect correlation between the value of NVDA and the derivative, which may prevent the Fund from achieving its investment objective. Because derivatives often require only a limited initial investment, the use of derivatives may expose the Fund to losses in excess of those amounts initially invested. In addition, the Fund's investments in derivatives are subject to the following risks:

Options Contracts. The use of options contracts involves investment strategies and risks different from those associated with ordinary portfolio securities transactions. The prices of options are volatile and are influenced by, among other things, actual and anticipated changes in the value of the underlying instrument, including the anticipated volatility, which are affected by fiscal and monetary policies and by national and international political, changes in the actual or implied volatility of the reference asset, the time remaining until the expiration of the option contract and economic events. For the Fund in particular, the value of the options contracts in which it invests is substantially influenced by the value of NVDA. The Fund may experience substantial downside from specific option positions and certain option positions held by the Fund may expire worthless. The options held by the Fund are exercisable at the strike price on their expiration date. As an option approaches its expiration date, its value typically increasingly moves with the value of the underlying instrument. However, prior to such date, the value of an option generally does not increase or decrease at the same rate as the underlying instrument. There may at times be an imperfect correlation between the movement in the values of options contracts and the underlying instrument, and there may at times not be a liquid secondary market for certain options contracts. The value of the options held by the Fund will be determined based on market quotations or other recognized pricing methods. Additionally, as the Fund intends to continuously maintain indirect exposure to NVDA through the use of options contracts, as the options contracts it holds are exercised or expire it will enter into new options contracts, a practice referred to as "rolling." If the expiring options contracts do not generate proceeds enough to cover the cost of entering into new options contracts, the Fund may experience losses.

Swap Agreements Risk. The use of swap transactions is a highly specialized activity, which involves investment techniques and risks different from those associated with ordinary portfolio securities transactions. Whether the Fund will be successful in using swap agreements to achieve its investment goal depends on the ability of the Adviser to structure such swap agreements in accordance with the Fund's investment objective and to identify counterparties for those swap agreements. If the Adviser is unable to enter into swap agreements that provide leveraged exposure to the Underlying Security, the Fund may not meet its stated investment objective. Additionally, any financing, borrowing or other costs associated with using swap transactions may also have the effect of lowering the Fund's return.

The swap agreements in which the Fund invests are generally traded in the over-the-counter market, which generally has less transparency than exchange-traded derivatives instruments. In a standard swap transaction, two parties agree to exchange the return (or differentials in rates of return) earned or realized on particular predetermined reference assets or underlying securities or instruments. The gross return to be exchanged or swapped between the parties is calculated based on a notional amount or the return on or change in value of a particular dollar amount invested in a basket of securities.

If the Underlying Security has a dramatic move that causes a material decline in the Fund's net assets, the terms of a swap agreement between the Fund and its counterparty may permit the counterparty to immediately close out the swap transaction with the Fund. In that event, the Fund may be unable to enter into another swap agreement or invest in other derivatives to achieve exposure consistent with the Fund's investment objective. This may prevent the Fund from achieving its objective, even if the Underlying Security later reverses all or a portion of its movement.

Counterparty Risk. The Fund is subject to counterparty risk by virtue of its investments in options contracts. Transactions in some types of derivatives, including options, are required to be centrally cleared (“cleared derivatives”). In a transaction involving cleared derivatives, the Fund’s counterparty is a clearing house rather than a bank or broker. Since the Fund is not a member of clearing houses and only members of a clearing house (“clearing members”) can participate directly in the clearing house, the Fund will hold cleared derivatives through accounts at clearing members. In cleared derivatives positions, the Fund will make payments (including margin payments) to and receive payments from a clearing house through their accounts at clearing members. Customer funds held at a clearing organization in connection with any options contracts are held in a commingled omnibus account and are not identified to the name of the clearing member’s individual customers. As a result, assets deposited by the Fund with any clearing member as margin for options may, in certain circumstances, be used to satisfy losses of other clients of the Fund’s clearing member. In addition, although clearing members guarantee performance of their clients’ obligations to the clearing house, there is a risk that the assets of the Fund might not be fully protected in the event of the clearing member’s bankruptcy, as the Fund would be limited to recovering only a pro rata share of all available funds segregated on behalf of the clearing member’s customers for the relevant account class. The Fund is also subject to the risk that a limited number of clearing members are willing to transact on the Fund’s behalf, which heightens the risks associated with a clearing member’s default. This risk is greater for the Fund as it seeks to hold options contracts on a single security, and not a broader range of options contracts, which may limit the number of clearing members that are willing to transact on the Fund’s behalf. If a clearing member defaults the Fund could lose some or all of the benefits of a transaction entered into by the Fund with the clearing member. If the Fund cannot find a clearing member to transact with on the Fund’s behalf, the Fund may be unable to effectively implement its investment strategy.

Price Participation Risk. The Fund employs an investment strategy that includes the sale of call option contracts, which limits the degree to which the Fund will participate in increases in value experienced by NVDA over the Call Period. This means that if NVDA experiences an increase in value above the strike price of the sold call options during a Call Period, the Fund will likely not experience that increase to the same extent and may significantly underperform NVDA over the Call Period. Additionally, because the Fund is limited in the degree to which it will participate in increases in value experienced by NVDA over each Call Period, but has full exposure to any decreases in value experienced by NVDA over the Call Period, the NAV of the Fund may decrease over any given time period. The Fund’s NAV is dependent on the value of each options portfolio, which is based principally upon the performance of NVDA. The degree of participation in NVDA gains the Fund will experience will depend on prevailing market conditions, especially market volatility, at the time the Fund enters into the sold call option contracts and will vary from Call Period to Call Period. The value of the options contracts is affected by changes in the value and dividend rates of NVDA, changes in interest rates, changes in the actual or perceived volatility of NVDA and the remaining time to the options’ expiration, as well as trading conditions in the options market. As the price of NVDA changes and time moves towards the expiration of each Call Period, the value of the options contracts, and therefore the Fund’s NAV, will change. However, it is not expected for the Fund’s NAV to directly correlate on a day-to-day basis with the returns of NVDA. The amount of time remaining until the options contract’s expiration date affects the impact of the potential options premiums on the Fund’s NAV, which may not be in full effect until the expiration date of the Fund’s options contracts. Therefore, while changes in the price of the NVDA will result in changes to the Fund’s NAV, the Fund generally anticipates that the rate of change in the Fund’s NAV will be different than that experienced by NVDA.

Equity Market Risk. The prices of equity securities rise and fall daily. These price movements may result from factors affecting individual issuers, industries or the stock market as a whole. In addition, equity markets tend to move in cycles which may cause stock prices to fall over a short and extended periods of time. In a declining stock market, stock prices for all companies may decline, regardless of their long-term prospects.

Distribution Risk. The Fund seeks to provide weekly cash distributions. There is no assurance that the Fund will make a distribution in any given week. If the Fund does make distributions, the amounts of such distributions will likely vary greatly from one distribution to the next. Additionally, the weekly distributions, if any, may consist of returns of capital, which would decrease the Fund’s NAV and trading price over time. As a result, an investor may suffer significant losses to their investment. In addition, while the underlying stock may pay dividends, the Fund’s returns will not include any dividends paid by the underlying stock (except to the extent the Fund invests directly in NVDA), and any income generated by the Fund may be less than the income generated by a direct investment in the underlying stock.

NAV Erosion Risk Due to Distributions. When the Fund makes a distribution, the Fund’s NAV will typically drop by the amount of the distribution on the related ex-dividend date. The repeated payment of distributions by the Fund, if any, may significantly erode the Fund’s NAV and trading price over time. As a result, an investor may suffer significant losses to their investment.

Call Strategy Risks. The path dependency (i.e., the continued use) of the Fund’s call writing strategy will impact the extent that the Fund participates in the positive price returns of NVDA and, in turn, the Fund’s returns, both during the term of the sold call options and over longer time periods. If, for example, each month the Fund were to sell 7% out-of-the-money call options having a one-month term, the Fund’s participation in the positive price returns of NVDA will be capped at 7% in any given month. However, over a longer period (e.g., 5 months), the Fund should not be expected to participate fully in the first 35% (i.e., 5 months x 7%) of the positive price returns of NVDA, or the Fund may even lose money, even if the NVDA share price has appreciated by at least that much over such period, if during any month over that period NVDA had a return less than 7%. This example illustrates that both the Fund’s participation in the positive price returns of NVDA and its returns will depend not only on the price of NVDA but also on the path that NVDA takes over time.

Additionally, when implementing the Covered Call Spread Strategy, the use of credit call spreads introduces further complexities and risks. While purchasing a higher-strike call option limits potential losses from the short call position, it also reduces the net premium received, which may result in lower overall returns compared to a stand-alone covered call strategy. If the price of the Underlying Security rises rapidly, the call spread may still cap upside participation, leading to missed profit opportunities. Furthermore, market conditions, such as mispricing between near-the-money and further out-of-the-money options, may impact the effectiveness of the strategy, potentially resulting in lower-than-expected returns or increased losses. The relative pricing of options at different strike levels can vary due to volatility shifts, liquidity constraints, or other market dynamics, adding an additional layer of uncertainty to the Fund's performance under this strategy.

ETF Risks.

Authorized Participants, Market Makers, and Liquidity Providers Concentration Risk. The Fund has a limited number of financial institutions that are authorized to purchase and redeem Shares directly from the Fund (known as "Authorized Participants" or "APs"). In addition, there may be a limited number of market makers and/or liquidity providers in the marketplace. To the extent either of the following events occur, Shares may trade at a material discount to NAV and possibly face delisting: (i) APs exit the business or otherwise become unable to process creation and/or redemption orders and no other APs step forward to perform these services; or (ii) market makers and/or liquidity providers exit the business or significantly reduce their business activities and no other entities step forward to perform their functions.

Cash Redemption Risk. The Fund's investment strategy may require it to redeem Shares for cash or to otherwise include cash as part of its redemption proceeds. For example, the Fund may not be able to redeem in-kind certain securities held by the Fund (e.g., derivative instruments). In such a case, the Fund may be required to sell or unwind portfolio investments to obtain the cash needed to distribute redemption proceeds. This may cause the Fund to recognize a capital gain that it might not have recognized if it had made a redemption in-kind. As a result, the Fund may pay out higher annual capital gain distributions than if the in-kind redemption process was used. By paying out higher annual capital gain distributions, investors may be subjected to increased capital gains taxes. Additionally, there may be brokerage costs or taxable gains or losses that may be imposed on the Fund in connection with a cash redemption that may not have occurred if the Fund had made a redemption in-kind. These costs could decrease the value of the Fund to the extent they are not offset by a transaction fee payable by an AP.

Costs of Buying or Selling Shares. Buying or selling Shares involves certain costs, including brokerage commissions, other charges imposed by brokers, and bid-ask spreads. The bid-ask spread represents the difference between the price at which an investor is willing to buy Shares and the price at which an investor is willing to sell Shares. The spread varies over time based on the Shares' trading volume and market liquidity. The spread is generally lower if Shares have more trading volume and market liquidity and higher if Shares have little trading volume and market liquidity. Due to the costs of buying or selling Shares, frequent trading of Shares may reduce investment results and an investment in Shares may not be advisable for investors who anticipate regularly making small investments.

Management Risk. The Fund is subject to management risk because it is an actively managed portfolio. In managing the Fund's investment portfolio, the portfolio managers will apply investment techniques and risk analyses that may not produce the desired result. There can be no guarantee that the Fund will meet its investment objective.

Shares May Trade at Prices Other Than NAV. As with all ETFs, Shares may be bought and sold in the secondary market at market prices. Although it is expected that the market price of Shares will approximate the Fund's NAV, there may be times when the market price of Shares is more than the NAV intra-day (premium) or less than the NAV intra-day (discount) due to supply and demand of Shares or during periods of market volatility. This risk is heightened in times of market volatility, periods of steep market declines, and periods when there is limited trading activity for Shares in the secondary market, in which case such premiums or discounts may be significant.

Trading. Although Shares are listed on a national securities exchange, such as NYSE Arca, Inc. (the "Exchange"), and may be traded on U.S. exchanges other than the Exchange, there can be no assurance that an active trading market for the Shares will develop or be maintained or that the Shares will trade with any volume, or at all, on any stock exchange. This risk may be greater for the Fund as it seeks to have exposure to a single underlying stock as opposed to a more diverse portfolio like a traditional pooled investment. In stressed market conditions, the liquidity of Shares may begin to mirror the liquidity of the Fund's underlying portfolio holdings, which can be significantly less liquid than Shares. Shares trade on the Exchange at market price that may be below, at or above the Fund's NAV. Trading in Shares on the Exchange may be halted due to market conditions or for reasons that, in the view of the Exchange, make trading in Shares inadvisable. In addition, trading in Shares on the Exchange is subject to trading halts caused by extraordinary market volatility pursuant to the Exchange "circuit breaker" rules. There can be no assurance that the requirements of the Exchange necessary to maintain the listing of the Fund will continue to be met or will remain unchanged. In the event of an unscheduled market close for options contracts that reference a single stock, such as NVDA's securities being halted or a market wide closure, settlement prices will be determined by the procedures of the listing exchange of the options contracts. As a result, the Fund could be adversely affected and be unable to implement its investment strategies in the event of an unscheduled closing.

Economic and Market Risk. Economies and financial markets throughout the world are becoming increasingly interconnected, which increases the likelihood that events or conditions in one country or region will adversely impact markets or issuers in other countries or regions. Securities in the Fund's portfolio may underperform in comparison to securities in the general financial markets, a particular financial market, or other asset classes, due to a number of factors, including inflation (or expectations for inflation), deflation (or expectations for deflation), interest rates, global demand for particular products or resources, market instability, financial system instability, debt crises and downgrades, embargoes, tariffs, sanctions and other trade barriers, regulatory events, other governmental trade or market control programs and related geopolitical events. In addition, the value of the Fund's investments may be negatively affected by the occurrence of global events such as war, terrorism, environmental disasters, natural disasters or events, country instability, and infectious disease epidemics or pandemics. The imposition by the U.S. of tariffs on goods imported from foreign countries and reciprocal tariffs levied on U.S. goods by those countries also may lead to volatility and instability in domestic and foreign markets.

High Portfolio Turnover Risk. The Fund may actively and frequently trade all or a significant portion of the Fund's holdings. A high portfolio turnover rate increases transaction costs, which may increase the Fund's expenses. Frequent trading may also cause adverse tax consequences for investors in the Fund due to an increase in short-term capital gains.

Inflation Risk. Inflation risk is the risk that the value of assets or income from investments will be less in the future as inflation decreases the value of money. As inflation increases, the present value of the Fund's assets and distributions, if any, may decline.

Liquidity Risk. Some securities held by the Fund, including options contracts, may be difficult to sell or be illiquid, particularly during times of market turmoil. This risk is greater for the Fund as it will hold options contracts on a single security, and not a broader range of options contracts. Markets for securities or financial instruments could be disrupted by a number of events, including, but not limited to, an economic crisis, natural disasters, epidemics/pandemics, new legislation or regulatory changes inside or outside the United States. Illiquid securities may be difficult to value, especially in changing or volatile markets. If the Fund is forced to sell an illiquid security at an unfavorable time or price, the Fund may be adversely impacted. Certain market conditions or restrictions, such as market rules related to short sales, may prevent the Fund from limiting losses, realizing gains or achieving a high correlation with NVDA. There is no assurance that a security that is deemed liquid when purchased will continue to be liquid. Market illiquidity may cause losses for the Fund.

Money Market Instrument Risk. The Fund may use a variety of money market instruments for cash management purposes, including money market funds, depository accounts and repurchase agreements. Repurchase agreements are contracts in which a seller of securities agrees to buy the securities back at a specified time and price. Repurchase agreements may be subject to market and credit risk related to the collateral securing the repurchase agreement. Money market instruments, including money market funds, may lose money through fees or other means.

Non-Diversification Risk. Because the Fund is "non-diversified," it may invest a greater percentage of its assets in the securities of a single issuer or a smaller number of issuers than if it was a diversified fund. As a result, a decline in the value of an investment in a single issuer or a smaller number of issuers could cause the Fund's overall value to decline to a greater degree than if the Fund held a more diversified portfolio. This may increase the Fund's volatility and cause the performance of a relatively smaller number of issuers to have a greater impact on the Fund's performance.

Operational Risk. The Fund is subject to risks arising from various operational factors, including, but not limited to, human error, processing and communication errors, errors of the Fund's service providers, counterparties or other third-parties, failed or inadequate processes and technology or systems failures. The Fund relies on third-parties for a range of services, including custody. Any delay or failure relating to engaging or maintaining such service providers may affect the Fund's ability to meet its investment objective. Although the Fund, and Adviser seek to reduce these operational risks through controls and procedures, there is no way to completely protect against such risks.

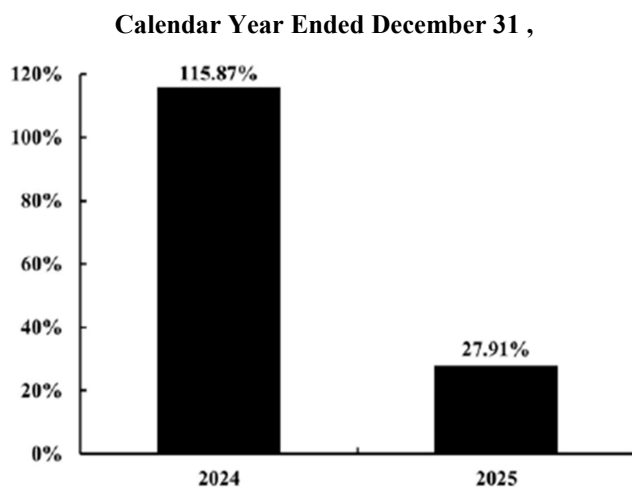
Single Issuer Risk. Issuer-specific attributes may cause an investment in the Fund to be more volatile than a traditional pooled investment which diversifies risk or the market generally. The value of the Fund, which focuses on an individual security (NVDA), may be more volatile than a traditional pooled investment or the market as a whole and may perform differently from the value of a traditional pooled investment or the market as a whole.

Tax Risk. The Fund intends to elect and to qualify each year to be treated as a regulated investment company ("RIC") under Subchapter M of the Internal Revenue Code of 1986, as amended ("Code"). As a RIC, the Fund will not be subject to U.S. federal income tax on the portion of its net investment income and net capital gain that it distributes to Shareholders, provided that it satisfies certain requirements of the Code. If the Fund does not qualify as a RIC for any taxable year and certain relief provisions are not available, the Fund's taxable income will be subject to tax at the Fund level and to a further tax at the shareholder level when such income is distributed. To comply with the asset diversification test applicable to a RIC, the Fund will attempt to ensure that the value of options it holds is never 25% of the total value of Fund assets at the close of any quarter. If the Fund's investments in options were to exceed 25% of the Fund's total assets at the end of a tax quarter, the Fund, generally, has a grace period to cure such lack of compliance. If the Fund fails to timely cure, it may no longer be eligible to be treated as a RIC.

U.S. Government and U.S. Agency Obligations Risk. The Fund may invest in securities issued by the U.S. government or its agencies or instrumentalities. U.S. Government obligations include securities issued or guaranteed as to principal and interest by the U.S. Government, its agencies or instrumentalities, such as the U.S. Treasury. Payment of principal and interest on U.S. Government obligations may be backed by the full faith and credit of the United States or may be backed solely by the issuing or guaranteeing agency or instrumentality itself. In the latter case, the investor must look principally to the agency or instrumentality issuing or guaranteeing the obligation for ultimate repayment, which agency or instrumentality may be privately owned. There can be no assurance that the U.S. Government would provide financial support to its agencies or instrumentalities (including government-sponsored enterprises) where it is not obligated to do so.

Performance

The following performance information provides some indication of the risks of investing in the Fund by showing changes in the Fund's performance over time. The following bar chart shows the Fund's annual returns. The table illustrates how the Fund's average annual returns for the 1-year and since inception periods compare with those of a broad measure of market performance. Although past performance of the Fund is no guarantee of how it will perform in the future, historical performance may give you some indication of the risks of investing in the Fund. Updated performance information will be available on the Fund's website at www.yieldmaxetfs.com.



During the period of time shown in the bar chart, the Fund's highest quarterly return was 55.11% for the quarter ended March 31, 2024 and the lowest quarterly return was -18.27% for the quarter ended March 31, 2025.

Average Annual Total Returns

For the Periods Ended December 31, 2025

	1 Year	Since Inception May 10, 2023
Return Before Taxes	27.91%	67.27%
Return After Taxes on Distributions	11.73%	40.32%
Return After Taxes on Distributions and Sale of Fund Shares	14.75%	39.20%
S&P 500 [®] Total Return Index (reflects no deduction for fees, expenses, or taxes) ⁽¹⁾	17.88%	22.70%

⁽¹⁾ The S&P 500[®] Total Return Index is a free-float market capitalization-weighted index of 500 of the largest U.S. companies. The index is calculated on a total return basis with dividends reinvested.

After-tax returns are calculated using the historical highest individual federal marginal income tax rates during the period covered by the table above and do not reflect the impact of state and local taxes. Actual after-tax returns depend on an investor's tax situation and may differ from those shown. After-tax returns shown are not relevant to investors who hold their Shares through tax-deferred or other tax-advantaged arrangements such as an individual retirement account ("IRA").

Management

Investment Adviser: Tidal Investments LLC (the "Adviser") serves as investment adviser to the Fund.

Portfolio Managers:

The following individuals are jointly and primarily responsible for the day-to-day management of the Fund.

Jay Pestrighelli, Portfolio Manager for the Adviser, has been a portfolio manager of the Fund since its inception in 2023.

Scott Snyder, Portfolio Manager for the Adviser, has been a portfolio manager of the Fund since February of 2026.

Matt Brandt, Portfolio Manager for the Adviser, has been a portfolio manager of the Fund since February of 2026.

Purchase and Sale of Shares

The Fund issues and redeems Shares at NAV only in large blocks known as “Creation Units,” which only Authorized Participants (APs) (typically, broker-dealers) may purchase or redeem. The Fund generally issues and redeems Creation Units in exchange for a portfolio of securities (the “Deposit Securities”) and/or a designated amount of U.S. cash.

Shares are listed on the Exchange, and individual Shares may only be bought and sold in the secondary market through brokers at market prices, rather than NAV. Because Shares trade at market prices rather than NAV, Shares may trade at a price greater than NAV (premium) or less than NAV (discount).

An investor may incur costs attributable to the difference between the highest price a buyer is willing to pay to purchase Shares (the “bid” price) and the lowest price a seller is willing to accept for Shares (the “ask” price) when buying or selling Shares in the secondary market. This difference in bid and ask prices is often referred to as the “bid-ask spread.”

Information regarding the Fund’s NAV, market price, how often Shares traded on the Exchange at a premium or discount, and the median bid-ask spreads can be found on the Fund’s website at www.yieldmaxetfs.com.

Tax Information

Fund distributions are generally taxable as ordinary income, qualified dividend income, or capital gains (or a combination), unless an investment is in an individual retirement account (“IRA”) or other tax-advantaged account. Distributions on investments made through tax-deferred arrangements may be taxed later upon withdrawal of assets from those accounts.

Financial Intermediary Compensation

If you purchase Shares through a broker-dealer or other financial intermediary (such as a bank) (an “Intermediary”), the Adviser or its affiliates may pay Intermediaries for certain activities related to the Fund, including participation in activities that are designed to make Intermediaries more knowledgeable about exchange-traded products, including the Fund, or for other activities, such as marketing, educational training, or other initiatives related to the sale or promotion of Shares. These payments may create a conflict of interest by influencing the Intermediary and your salesperson to recommend the Fund over another investment. Any such arrangements do not result in increased Fund expenses. Ask your salesperson or visit the Intermediary’s website for more information.

YieldMax[®] ORCL Option Income Strategy ETF - FUND SUMMARY

Investment Objective

The Fund's primary investment objective is to seek current income. The Fund's secondary investment objective is to seek exposure to the share price of the common stock of the Oracle Corporation ("ORCL" or "Underlying Security"), subject to a limit on potential investment gains.

Fees and Expenses of the Fund

This table describes the fees and expenses that you may pay if you buy, hold, and sell shares of the Fund ("Shares"). **You may pay other fees, such as brokerage commissions and other fees to financial intermediaries, which are not reflected in the table and Example below.**

Annual Fund Operating Expenses⁽¹⁾ (expenses that you pay each year as a percentage of the value of your investment)

Management Fee	0.99%
Distribution and Service (12b-1) Fees	None
Other Expenses ⁽²⁾	0.00%
Total Annual Fund Operating Expenses	0.99%

⁽¹⁾ The Fund's investment adviser, Tidal Investments LLC (the "Adviser"), a Tidal Financial Group company, will pay, or require a sub-adviser to pay, all expenses incurred by the Fund (except for advisory fees and sub-advisory fees, as the case may be) excluding interest charges on any borrowings made for investment purposes, dividends and other expenses on securities sold short, taxes, brokerage commissions and other expenses incurred in placing orders for the purchase and sale of securities and other investment instruments, acquired fund fees and expenses, accrued deferred tax liability, distribution fees and expenses paid by the Fund under any distribution plan adopted pursuant to Rule 12b-1 under the Investment Company Act of 1940, as amended (the "1940 Act"), and litigation expenses and other non-routine or extraordinary expenses.

⁽²⁾ Based on estimated amounts for the current fiscal year.

Expense Example

This Example is intended to help you compare the cost of investing in the Fund with the cost of investing in other funds. The Example assumes that you invest \$10,000 in the Fund for the time periods indicated and then redeem or hold all of your Shares at the end of those periods. The Example also assumes that your investment has a 5% return each year and that the Fund's operating expenses remain the same. The Example does not take into account brokerage commissions that you may pay on your purchases and sales of Shares. Although your actual costs may be higher or lower, based on these assumptions your costs would be:

1 Year	3 Years
\$101	\$315

Portfolio Turnover

The Fund pays transaction costs, such as commissions, when it buys and sells securities (or "turns over" its portfolio). A higher portfolio turnover rate may indicate higher transaction costs and may result in higher taxes when Shares are held in a taxable account. These costs, which are not reflected in total annual fund operating expenses or in the expense example above, affect the Fund's performance. Because the Fund has not commenced operations as of the date of this Prospectus, portfolio turnover information is not yet available.

Principal Investment Strategies

The Fund is an actively managed exchange-traded fund ("ETF") that seeks current income while providing exposure to the share price (*i.e.*, the price returns) of the Underlying Security, subject to participation in a portion of potential investment gains. The Fund will employ its investment strategy as it relates to the Underlying Security regardless of whether there are periods of adverse market, economic, or other conditions and will not take temporary defensive positions during such periods. As further described below, the Fund uses either a synthetic covered call strategy or a synthetic covered call spread strategy to seek to generate options premiums and provide indirect exposure to the share price returns of the Underlying Security, subject to participation in a portion of potential investment gains as a result of the nature of the options strategy it employs. That is, the Fund not only seeks to generate options premiums but also aims to derive gains when the value of the Underlying Security increases. The Fund's options contracts provide:

- indirect exposure to the share price returns of the Underlying Security,
- option premiums, and
- participation in a portion of gains, if any, of the share price returns of the Underlying Security.

For more information, see sections “The Fund’s Use of Underlying Security Option Contracts” and “Synthetic Covered Call Strategy” below.

Why invest in the Fund?

- The Fund seeks to generate weekly cash distributions, which is not dependent on the price appreciation of the Underlying Security.
- The Fund seeks to participate in a portion of the gains experienced by the Underlying Security.

That is, although the Fund may not fully participate in gains in the Underlying Security’s stock price, the Fund’s portfolio is designed to generate options premiums.

An Investment in the Fund is not an investment in the Underlying Security.

- **The Fund’s strategy will capture only a portion of its potential gains if the Underlying Security’s stock price increase in value.**
- **The Fund’s strategy is subject to all potential losses if the Underlying Security’s stock price decrease in value, which may not be offset by the options premiums received by the Fund.**
- The Fund may from time to time invest directly in the Underlying Security.
- Fund shareholders are not entitled to any Underlying Security dividends, except to the extent the Fund invests directly in the Underlying Security.

While the Fund seeks to provide current income pursuant to its investment objective, a portion (sometimes significant) of the Fund’s distributions may be classified as return of capital (“ROC”) for financial or tax reporting purposes. Generally speaking, ROC refers to the portion of a distribution from an investment that represents a return of the original investment (principal) rather than income or profit. Accordingly, such distributions do not necessarily reflect the Fund’s income or yield. See the prospectus section titled “Additional Information About the Funds” for more information about option premiums and ROC.

Additional information regarding the Underlying Security is also set forth below.

The Fund’s Use of Underlying Security Option Contracts

As part of the Fund’s synthetic covered call strategy and synthetic covered call spread strategy, the Fund will purchase and sell a combination of standardized exchange-traded and FLEXible EXchange® (“FLEX”) call and put option contracts that are based on the value of the price returns of the Underlying Security.

- In general, an option contract gives the purchaser of the option contract the right to purchase (for a call option) or sell (for a put option) the underlying asset (like shares of the Underlying Security) at a specified price (the “strike price”).
- If exercised, an option contract obligates the seller to deliver shares (for a sold or “short” call) or buy shares (for a sold or “short” put) of the underlying asset at a specified price (the “strike price”).
- Options contracts must be exercised or traded to close within a specified time frame, or they expire. See the chart in section “Fund Portfolio” below for a description of the option contracts utilized by the Fund.

Standardized exchange-traded options include standardized terms. FLEX options are also exchange-traded, but they allow for customizable terms (e.g., the strike price can be negotiated). For more information on FLEX options, see “Additional Information about the Funds – Exchange Traded Options Portfolio.”

The Fund’s options contracts are based on the value of the Underlying Security, which gives the Fund the right or obligation to receive or deliver shares of the Underlying Security on the expiration date of the applicable option contract in exchange for the stated strike price, depending on whether the option contract is a call option or a put option, and whether the Fund purchases or sells the option contract.

Covered Call Strategy

In seeking to achieve its investment objective, the Fund may implement a “*synthetic* covered call” and, to a lesser extent, a “*traditional* covered call” strategy using the standardized exchange-traded and FLEX options described above.

- A *traditional* covered call strategy is an investment strategy where an investor (the Fund) sells a call option on an underlying security it owns.
- A *synthetic* covered call strategy is similar to a traditional covered call strategy in that the investor sells a call option that is based on the value of the underlying security. However, in a synthetic covered call strategy, the investor (the Fund) does not own the underlying security, but rather seeks to *synthetically* replicate 100% of the price movements of the underlying security through the use of various investment instruments.

The Fund's covered call strategies consists of the following three elements, each of which is described in greater detail farther below:

- Direct or synthetic long exposure to the Underlying Security, which allows the Fund to seek to participate in the changes, up or down, in the price of shares of the Underlying Security.
- Covered call writing (where the Underlying Security's call options are sold against the synthetic long portion of the strategy), which allows the Fund to generate options premiums.
- U.S. Treasuries, which are used for collateral for the options, and which generate income.

1. Long Exposure (Synthetic or Direct)

Synthetic Long Exposure: To achieve a synthetic long exposure to the Underlying Security, the Fund will buy the Underlying Security's call options and, simultaneously, sell the Underlying Security's put options to try to replicate the price movements of the Underlying Security. The call options purchased by the Fund and the put options sold by the Fund will generally have one-month to six-month terms and strike prices that are approximately equal to the then-current share price of the Underlying Security at the time the contracts are purchased and sold, respectively. The combination of the long call options and sold put options provides the Fund with indirect investment exposure equal to approximately 100% of the Underlying Security for the duration of the applicable options exposure.

In addition, the Fund may use other instruments and transactions to gain synthetic exposure to the Underlying Security. For example, the Fund may enter into swap contracts that provide exposure to the Underlying Security. The Fund also may utilize additional options strategies, including purchasing call options that are "deep in the money" (i.e., the Underlying Security's price is well above the strike price on the call option).

Direct Long Exposure: The Fund may directly hold equity securities of the Underlying Security.

2. Covered Call Strategies

Covered Call Strategy

As part of its strategy, the Fund will write (sell) call option contracts on the Underlying Security to generate options premiums. These written call options will generally be sold short (i.e., selling a position it does not currently own). The Fund will seek to participate in the share price appreciation of the Underlying Security, if any. However, due to the nature of covered call strategies, the Fund's participation may be subject to a cap (as described below). In this strategy, the call options written (sold) by the Fund will generally have 1- month or less expiration dates (the "Call Period") and generally have a strike price that is approximately 0%-15% above the then-current share price of the Underlying Security.

It is important to note that the sale of the Underlying Security call option contracts will limit the Fund's participation in the appreciation in the Underlying Security's stock price. If the stock price of the Underlying Security increases, the above-referenced synthetic long exposure alone would allow the Fund to experience similar percentage gains. However, if the Underlying Security's stock price appreciates beyond the strike price of one or more of the sold (short) call option contracts, the Fund will lose money on those short call positions, and the losses will, in turn, limit the upside return of the Fund's synthetic long exposure. As a result, the Fund's overall strategy (i.e., the combination of the synthetic long exposure to the Underlying Security and the sold (short) the Underlying Security call positions) will limit the Fund's participation in gains in the Underlying Security's stock price beyond a certain point.

Covered Call Spread Strategy

The Adviser will employ the Covered Call Spread Strategy when it believes it is a better strategy for the Fund as compared to the Covered Call Strategy. The Fund may write (sell) credit call spreads (described below) rather than stand-alone call option contracts to seek greater participation in the potential appreciation of its Underlying Security's share price, while still generating net options premiums. The Adviser will primarily employ this covered call spread strategy when it believes that the share price of its Underlying Security is likely to rise significantly in the short term (e.g., following a substantial selloff or overall positive market news). Additionally, the Adviser may use this strategy in other scenarios (e.g., if the market is undervaluing further out-of-the-money options relative to near-the-money options), where it believes the use of credit call spreads may prove more advantageous to the Fund's total return than the covered call strategy.

A credit call spread involves selling a call option while simultaneously buying a call option with a higher strike price, both with the same expiration date. By writing credit call spreads, the Fund can potentially offset losses incurred from its short call positions if the Underlying Security's share price rises above the strike price.

3. U.S. Treasuries

The Fund will hold short-term U.S. Treasury securities as collateral in connection with the Fund's synthetic covered call strategy. The Fund may also invest in pooled vehicles (e.g., mutual funds and ETFs) that invest in U.S Treasuries.

The Fund intends to continuously maintain exposure to the Underlying Security, primarily through the use of options contracts. As the options contracts it holds are exercised or expire it may enter into new options contracts, a practice referred to as “rolling.” The Fund’s practice of rolling options may result in high portfolio turnover.

Fund’s Weekly Distributions

The Fund will seek to provide weekly cash distributions. The Fund will seek to generate such distributions in the following ways:

- Writing (selling) call option contracts on its Underlying Security as described above to generate options premiums. A premium, in this context, refers to the price the option buyer pays to the option seller (the Fund) for the rights granted by the option. The amount of these premiums is largely affected by the fluctuations in the Underlying Security’s stock prices. However, other elements like interest rates can also influence the level of premiums.
- Investing in short-term U.S. Treasury securities. The income generated by these securities will be influenced by interest rates at the time of investment.
- In addition, the Fund’s use of the Covered Call Spread Strategy may occasionally allow it to capture a substantial portion of any significant increase in the price of its Underlying Security. When this happens, the Fund could receive profits exceeding the initial cost of the call options, and the Fund’s distributions may include some of those profits.

Fund’s Return Profile vs its Underlying Security

For the reasons stated above, the Fund’s performance will differ from that of the Underlying Security’s stock price. The performance differences will depend on, among other things, the price of the Underlying Security, changes in the value of the Underlying Security options contracts the Fund holds, and changes in the value of the U.S. Treasuries.

Fund Portfolio

Principal Holdings		
Portfolio Holdings (All derivative instruments are based on the value of the Underlying Security)	Investment Terms	Expected Target Maturity
Purchased call option contracts	<p>“at-the-money” (<i>i.e.</i>, the strike price is equal to the then-current share price of the Underlying Security at the time of purchase) to provide indirect exposure to positive price returns of the Underlying Security.</p> <p>If the Underlying Security share price increases, these options will generate corresponding increases to the Fund.</p>	1-month to 6-month expiration dates
Sold put option contracts	<p>“at-the-money” (<i>i.e.</i>, the strike price is equal to the then-current share price of the Underlying Security at the time of sale).</p> <p>They are sold to help pay for the purchased call options described above.</p> <p>However, the sold put option contracts provide exposure to the full extent of any share price losses experienced by the Underlying Security.</p>	1-month to 6-month expiration dates
Sold (short) call option contracts (<i>Covered Call Strategy</i>)	<p>The strike price is approximately 0%-15% more than the then-current share price of the Underlying Security at the time of sale.</p> <p>They generate options premiums. However, they also limit some potential positive returns that the Fund may have otherwise experienced from gains in the Underlying Security’s share price.</p>	1-month or less expiration dates

Principal Holdings		
Portfolio Holdings (All derivative instruments are based on the value of the Underlying Security)	Investment Terms	Expected Target Maturity
Sold (short) call option contracts <i>(Covered Call Spread Strategy)</i>	The strike price is approximately 0%-15% more than the then-current share price of the Fund's Underlying Security at the time of sale. Sold call option contracts provide inverse exposure to the full extent of any increases in the value experienced by the Fund's Underlying Security, minus the premium received.	1-month or less expiration dates
Purchased call option contracts <i>(Covered Call Spread Strategy)</i>	"out-of-the-money" (i.e., the strike price is above the strike price of the corresponding Covered Call Spread Strategy sold call). Bought call option contracts provide exposure to the full extent of any increases in the value experienced by the Fund's Underlying Security above the option's strike price.	1-month or less expiration dates
Purchased call option contracts <i>(Deep-in-the-money synthetic long exposure)</i>	"Deep in the money" (i.e., the Underlying Security's price is well above the strike price on the call option) to provide synthetic long exposure designed to closely track price movements of the Underlying Security. These options are expected to exhibit greater sensitivity to changes in the Underlying Security's share price than out-of-the-money or at-the-money calls.	1-month to 6-month expiration dates
Swap contracts	The Fund may enter into swap contracts that provide exposure to the Underlying Security's price movements (and/or total return), generally in exchange for a financing rate and/or other contractual payments. Swap contracts may be used as an alternative or supplement to options positions to obtain exposure to the Underlying Security.	13-month to 60-month terms
Equity securities of the Underlying Security <i>(Direct holdings)</i>	The Fund may purchase and hold shares of the Underlying Security to obtain direct exposure to the Underlying Security's price movements and any distributions.	NA
U.S Treasury Securities and Cash	Multiple series of U.S. Treasury Bills supported by the full faith and credit of the U.S. government. These instruments are used as collateral for the Fund's derivative investments. They will also generate income.	6-month to 2-year maturities

The market value of the cash and treasuries held by the Fund is generally expected to be between 25% and 100% of the Fund's net assets and the market value of the options package is generally expected to be between 0% and 50% of the Fund's net assets (though actual exposures may deviate from these ranges from time to time). In terms of notional value, the combination of these investment instruments provides indirect investment exposure to the Underlying Security equal to at least 95% of the Fund's total assets.

Under normal circumstances, the Fund will invest at least 80% of its net assets, plus borrowings for investment purposes, in securities and financial instruments that provide indirect exposure to ORCL.

The Fund is classified as "non-diversified" under the 1940 Act.

There is no guarantee that the Fund’s investment strategy will be properly implemented, and an investor may lose some or all of its investment.

Oracle Corporation (“ORCL”)

Oracle offers a collection of cloud technologies, applications, databases, storage and servers to empower modern business. ORCL is listed on the New York Stock Exchange. Per ORCL’s most recent Form 10-K filing, the aggregate market value of voting stock, as of the most recent available data at time of drafting this prospectus (May 31, 2025), held by non-affiliates of ORCL, was approximately \$305.8 billion.

ORCL is registered under the Securities Exchange Act of 1934, as amended (the “Exchange Act”). Information provided to or filed with the SEC by ORCL pursuant to the Exchange Act can be located by reference to the SEC file number 001-35992 through the SEC’s website at www.sec.gov. In addition, information regarding ORCL may be obtained from other sources including, but not limited to, press releases, newspaper articles and other publicly disseminated documents.

This document relates only to the securities offered hereby and does not relate to ORCL or other securities of ORCL. The Fund has derived all disclosures contained in this document regarding ORCL from publicly available documents. None of the Fund, the Trust, the Adviser, or their respective affiliates has participated in the preparation of such publicly available offering documents or made any due diligence inquiry regarding such documents with respect to ORCL. None of the Fund, the Trust, the Adviser, or their respective affiliates makes any representation that such publicly available documents or any other publicly available information regarding ORCL is accurate or complete. Furthermore, the Fund cannot give any assurance that all events occurring prior to the date hereof (including events that would affect the accuracy or completeness of the publicly available documents described above) that would affect the trading price of ORCL (and therefore the price of the Fund at the time we price the securities) have been publicly disclosed. Subsequent disclosure of any such events or the disclosure of or failure to disclose material future events concerning ORCL could affect the value received with respect to the securities and therefore the value of the securities.

None of the Fund, the Trust, the Adviser, or their respective affiliates makes any representation to you as to the performance of ORCL.

NONE OF THE FUND, TIDAL TRUST II, OR TIDAL INVESTMENTS LLC IS AFFILIATED, CONNECTED, OR ASSOCIATED WITH ORCL. THE FUND WAS NOT DEVELOPED OR CREATED BY, AND IS NOT SPONSORED, ENDORSED, OR APPROVED BY, ORCL.

Moreover, ORCL has not participated in the development of the Fund’s investment strategy. ORCL does not select or approve the Fund’s portfolio holdings, nor does it participate in the construction, design, or implementation of the Fund. ORCL does not provide any assurances, guarantees, or representations regarding the Fund or its performance. Nothing herein shall be construed as an offer of any security by ORCL.

None of the Fund, the Trust, the Adviser, or their respective affiliates claim any ownership interest in any trademarks owned by Oracle Corporation or ORCL. All rights in the trademarks are reserved by their respective owners.

Due to the Fund’s investment strategy, the Fund’s investment exposure is concentrated in (or substantially exposed to) the same industry as that assigned to ORCL. As of the date of the Prospectus, ORCL is assigned to the software industry.

Principal Investment Risks

The principal risks of investing in the Fund are summarized below. As with any investment, there is a risk that you could lose all or a portion of your investment in the Fund. Some or all of these risks may adversely affect the Fund’s net asset value (“NAV”) per share, trading price, yield, total return, and/or ability to meet its objective. For more information about the risks of investing in the Fund, see the section in the Fund’s Prospectus titled “Additional Information About the Funds—Principal Risks of Investing in the Funds.”

An investment in the Fund entails risk. The Fund may not achieve its investment objective and there is a risk that you could lose all of your money invested in the Fund. The Fund is not a complete investment program. It is important that investors closely review all of the risks listed below and understand them before making an investment in the Fund.

Each risk summarized below is considered a “principal risk” of investing in the Fund, regardless of the order in which they appear.

ORCL Risk. The Fund invests in options contracts and swaps that are based on the value of ORCL and may also invest directly in ORCL. These investments in options contracts and swaps subject the Fund to certain of the same risks as if it owned shares of ORCL, even though it may not; although at times the Fund may also hold shares of ORCL directly. By virtue of these investments, the Fund may be subject to the following risks:

Indirect Investment in ORCL Risk. ORCL is not affiliated with the Trust, the Fund, the Adviser, or their respective affiliates and is not involved with this offering in any way and has no obligation to consider your Shares in taking any corporate actions that might affect the value of Shares. Investors in the Fund will not have voting rights and will not be able to influence the management of ORCL but will be exposed to the performance of ORCL (the underlying stock). Except to the extent the Fund invests directly in ORCL, investors in the Fund will not have rights to receive dividends or other distributions or any other rights with respect to the underlying stock but will be subject to declines in the performance of the underlying stock.

ORCL Trading Risk. The trading price of ORCL may be highly volatile and could continue to be subject to wide fluctuations in response to various factors. The stock market in general, and the market for technology companies in particular, has experienced extreme price and volume fluctuations that have often been unrelated or disproportionate to the operating performance of those companies. In particular, a large proportion of ORCL may be traded by short sellers which may put pressure on the supply and demand for the common stock of ORCL, further influencing volatility in its market price. Public perception and other factors outside of the control of ORCL may additionally impact ORCL's stock price due to ORCL garnering a disproportionate degree of public attention, regardless of actual operating performance. In addition, in the past, following periods of volatility in the overall market and the market price of a particular company's securities, securities class action litigation has often been instituted against companies such as these. Moreover, stockholder litigation like this has been filed against ORCL in the past. While ORCL continues to defend such actions, any judgment against ORCL, or any future stockholder litigation could result in substantial costs and a diversion of the management of ORCL's attention and resources. If ORCL trading is halted, trading in Shares of the Fund may be impacted, either temporarily or indefinitely.

ORCL Performance Risk. ORCL may fail to meet its publicly announced guidelines or other expectations about its business, which could cause the price of ORCL to decline. ORCL provides guidance regarding its expected financial and business performance, such as projections regarding sales and production, as well as anticipated future revenues, gross margins, profitability and cash flows. Correctly identifying key factors affecting business conditions and predicting future events is inherently an uncertain process, and the guidance ORCL provides may not ultimately be accurate and has in the past been inaccurate in certain respects, such as the timing of new product manufacturing ramps. The guidance is based on certain assumptions such as those relating to global and local economic conditions, anticipated production and sales volumes (which generally are not linear throughout a given period), average sales prices, supplier and commodity costs, and planned cost reductions. If ORCL's guidance is not accurate or varies from actual results due to its inability to meet the assumptions or the impact on its financial performance that could occur as a result of various risks and uncertainties, the market value of common stock issued by ORCL could decline significantly.

Information Technology Companies Risk. Information technology companies face intense competition, both domestically and internationally, which may have an adverse effect on profit margins. Like other technology companies, information technology companies may have limited product lines, markets, financial resources or personnel. The products of information technology companies may face obsolescence due to rapid technological developments, frequent new product introduction, unpredictable changes in growth rates and competition for the services of qualified personnel. Companies in the information technology sector are heavily dependent on patent and intellectual property rights. The loss or impairment of these rights may adversely affect the profitability of these companies. Information technology companies are facing increased government and regulatory scrutiny and may be subject to adverse government or regulatory action.

Software Industry Risk. The software industry can be significantly affected by intense competition, aggressive pricing, technological innovations, and product obsolescence. Companies in the software industry are subject to significant competitive pressures, such as aggressive pricing, new market entrants, competition for market share, short product cycles due to an accelerated rate of technological developments and the potential for limited earnings and/or falling profit margins. These companies also face the risks that new services, equipment or technologies will not be accepted by consumers and businesses or will become rapidly obsolete. These factors can affect the profitability of these companies and, as a result, the value of their securities. Also, patent protection is integral to the success of many companies in this industry, and profitability can be affected materially by, among other things, the cost of obtaining (or failing to obtain) patent approvals, the cost of litigating patent infringement and the loss of patent protection for products (which significantly increases pricing pressures and can materially reduce profitability with respect to such products). In addition, many software companies have limited operating histories. Prices of these companies' securities historically have been more volatile than other securities, especially over the short term.

Artificial Intelligence Risk. Machine learning and artificial intelligence (“AI”), including generative AI, agentic AI and LLMs, are increasingly driving innovations in technology, and AI technology and services are highly competitive and rapidly evolving. If ORCL is unable to introduce new AI products or if its AI products fail to operate as anticipated or as well as competing products or otherwise do not meet customer needs, or if ORCL’s competitors’ AI products achieve higher market acceptance, ORCL may fail to recoup its investments in AI and its business and reputation may be harmed. In addition, AI technologies are rapidly changing and present evolving legal, regulatory and ethical issues, as well as sometimes unpredictable behaviors or improper use of copyrighted or protected materials, such as personal information, any of which could expose ORCL or its customers to reputational or legal risk and inhibit adoption of its AI products.

Derivatives Risk. Derivatives are financial instruments that derive value from the underlying reference asset or assets, such as stocks, bonds, or funds (including ETFs), interest rates or indexes. The Fund’s investments in derivatives may pose risks in addition to, and greater than, those associated with directly investing in securities or other ordinary investments, including risk related to the market, imperfect correlation with underlying investments or the Fund’s other portfolio holdings, higher price volatility, lack of availability, counterparty risk, liquidity, valuation and legal restrictions. The use of derivatives is a highly specialized activity that involves investment techniques and risks different from those associated with ordinary portfolio securities transactions. The use of derivatives may result in larger losses or smaller gains than directly investing in securities. When the Fund uses derivatives, there may be an imperfect correlation between the value of ORCL and the derivative, which may prevent the Fund from achieving its investment objective. Because derivatives often require only a limited initial investment, the use of derivatives may expose the Fund to losses in excess of those amounts initially invested. In addition, the Fund’s investments in derivatives are subject to the following risks:

Options Contracts. The use of options contracts involves investment strategies and risks different from those associated with ordinary portfolio securities transactions. The prices of options are volatile and are influenced by, among other things, actual and anticipated changes in the value of the underlying instrument, including the anticipated volatility, which are affected by fiscal and monetary policies and by national and international political, changes in the actual or implied volatility or the reference asset, the time remaining until the expiration of the option contract and economic events. For the Fund in particular, the value of the options contracts in which it invests is substantially influenced by the value of ORCL. The Fund may experience substantial downside from specific option positions and certain option positions held by the Fund may expire worthless. The options held by the Fund are exercisable at the strike price on their expiration date. As an option approaches its expiration date, its value typically increasingly moves with the value of the underlying instrument. However, prior to such date, the value of an option generally does not increase or decrease at the same rate as the underlying instrument. There may at times be an imperfect correlation between the movement in the values of options contracts and the underlying instrument, and there may at times not be a liquid secondary market for certain options contracts. The value of the options held by the Fund will be determined based on market quotations or other recognized pricing methods. Additionally, as the Fund intends to continuously maintain indirect exposure to ORCL through the use of options contracts, as the options contracts it holds are exercised or expire it will enter into new options contracts, a practice referred to as “rolling.” If the expiring options contracts do not generate proceeds enough to cover the cost of entering into new options contracts, the Fund may experience losses.

Swap Agreements Risk. The use of swap transactions is a highly specialized activity, which involves investment techniques and risks different from those associated with ordinary portfolio securities transactions. Whether the Fund will be successful in using swap agreements to achieve its investment goal depends on the ability of the Adviser to structure such swap agreements in accordance with the Fund’s investment objective and to identify counterparties for those swap agreements. If the Adviser is unable to enter into swap agreements that provide leveraged exposure to the Underlying Security, the Fund may not meet its stated investment objective. Additionally, any financing, borrowing or other costs associated with using swap transactions may also have the effect of lowering the Fund’s return.

The swap agreements in which the Fund invests are generally traded in the over-the-counter market, which generally has less transparency than exchange-traded derivatives instruments. In a standard swap transaction, two parties agree to exchange the return (or differentials in rates of return) earned or realized on particular predetermined reference assets or underlying securities or instruments. The gross return to be exchanged or swapped between the parties is calculated based on a notional amount or the return on or change in value of a particular dollar amount invested in a basket of securities.

If the Underlying Security has a dramatic move that causes a material decline in the Fund’s net assets, the terms of a swap agreement between the Fund and its counterparty may permit the counterparty to immediately close out the swap transaction with the Fund. In that event, the Fund may be unable to enter into another swap agreement or invest in other derivatives to achieve exposure consistent with the Fund’s investment objective. This may prevent the Fund from achieving its objective, even if the Underlying Security later reverses all or a portion of its movement.

Counterparty Risk. The Fund is subject to counterparty risk by virtue of its investments in options contracts. Transactions in some types of derivatives, including options, are required to be centrally cleared (“cleared derivatives”). In a transaction involving cleared derivatives, the Fund’s counterparty is a clearing house rather than a bank or broker. Since the Fund is not a member of clearing houses and only members of a clearing house (“clearing members”) can participate directly in the clearing house, the Fund will hold cleared derivatives through accounts at clearing members. In cleared derivatives positions, the Fund will make payments (including margin payments) to and receive payments from a clearing house through their accounts at clearing members. Customer funds held at a clearing organization in connection with any options contracts are held in a commingled omnibus account and are not identified to the name of the clearing member’s individual customers. As a result, assets deposited by the Fund with any clearing member as margin for options may, in certain circumstances, be used to satisfy losses of other clients of the Fund’s clearing member. In addition, although clearing members guarantee performance of their clients’ obligations to the clearing house, there is a risk that the assets of the Fund might not be fully protected in the event of the clearing member’s bankruptcy, as the Fund would be limited to recovering only a pro rata share of all available funds segregated on behalf of the clearing member’s customers for the relevant account class. The Fund is also subject to the risk that a limited number of clearing members are willing to transact on the Fund’s behalf, which heightens the risks associated with a clearing member’s default. This risk is greater for the Fund as it seeks to hold options contracts on a single security, and not a broader range of options contracts, which may limit the number of clearing members that are willing to transact on the Fund’s behalf. If a clearing member defaults the Fund could lose some or all of the benefits of a transaction entered into by the Fund with the clearing member. If the Fund cannot find a clearing member to transact with on the Fund’s behalf, the Fund may be unable to effectively implement its investment strategy.

Price Participation Risk. The Fund employs an investment strategy that includes the sale of call option contracts, which limits the degree to which the Fund will participate in increases in value experienced by ORCL over the Call Period. This means that if ORCL experiences an increase in value above the strike price of the sold call options during a Call Period, the Fund will likely not experience that increase to the same extent and may significantly underperform ORCL over the Call Period. Additionally, because the Fund is limited in the degree to which it will participate in increases in value experienced by ORCL over each Call Period, but has full exposure to any decreases in value experienced by ORCL over the Call Period, the NAV of the Fund may decrease over any given time period. The Fund’s NAV is dependent on the value of each options portfolio, which is based principally upon the performance of ORCL. The degree of participation in ORCL gains the Fund will experience will depend on prevailing market conditions, especially market volatility, at the time the Fund enters into the sold call option contracts and will vary from Call Period to Call Period. The value of the options contracts is affected by changes in the value and dividend rates of ORCL, changes in interest rates, changes in the actual or perceived volatility of ORCL and the remaining time to the options’ expiration, as well as trading conditions in the options market. As the price of ORCL changes and time moves towards the expiration of each Call Period, the value of the options contracts, and therefore the Fund’s NAV, will change. However, it is not expected for the Fund’s NAV to directly correlate on a day-to-day basis with the returns of ORCL. The amount of time remaining until the options contract’s expiration date affects the impact of the potential options premiums on the Fund’s NAV, which may not be in full effect until the expiration date of the Fund’s options contracts. Therefore, while changes in the price of the ORCL will result in changes to the Fund’s NAV, the Fund generally anticipates that the rate of change in the Fund’s NAV will be different than that experienced by ORCL.

Equity Market Risk. The prices of equity securities rise and fall daily. These price movements may result from factors affecting individual issuers, industries or the stock market as a whole. In addition, equity markets tend to move in cycles which may cause stock prices to fall over a short and extended periods of time. In a declining stock market, stock prices for all companies may decline, regardless of their long-term prospects.

Distribution Risk. The Fund seeks to provide weekly cash distributions. There is no assurance that the Fund will make a distribution in any given week. If the Fund does make distributions, the amounts of such distributions will likely vary greatly from one distribution to the next. Additionally, the weekly distributions, if any, may consist of returns of capital, which would decrease the Fund’s NAV and trading price over time. As a result, an investor may suffer significant losses to their investment. In addition, while the underlying stock may pay dividends, the Fund’s returns will not include any dividends paid by the underlying stock (except to the extent the Fund invests directly in ORCL), and any income generated by the Fund may be less than the income generated by a direct investment in the underlying stock.

NAV Erosion Risk Due to Distributions. When the Fund makes a distribution, the Fund’s NAV will typically drop by the amount of the distribution on the related ex-dividend date. The repeated payment of distributions by the Fund, if any, may significantly erode the Fund’s NAV and trading price over time. As a result, an investor may suffer significant losses to their investment.

Call Strategy Risks. The path dependency (i.e., the continued use) of the Fund’s call writing strategy will impact the extent that the Fund participates in the positive price returns of ORCL and, in turn, the Fund’s returns, both during the term of the sold call options and over longer time periods. If, for example, each month the Fund were to sell 7% out-of-the-money call options having a one-month term, the Fund’s participation in the positive price returns of ORCL will be capped at 7% in any given month. However, over a longer period (e.g., 5 months), the Fund should not be expected to participate fully in the first 35% (i.e., 5 months x 7%) of the positive price returns of ORCL, or the Fund may even lose money, even if the ORCL share price has appreciated by at least that much over such period, if during any month over that period ORCL had a return less than 7%. This example illustrates that both the Fund’s participation in the positive price returns of ORCL and its returns will depend not only on the price of ORCL but also on the path that ORCL takes over time.

Additionally, when implementing the Covered Call Spread Strategy, the use of credit call spreads introduces further complexities and risks. While purchasing a higher-strike call option limits potential losses from the short call position, it also reduces the net premium received, which may result in lower overall returns compared to a stand-alone covered call strategy. If the price of the Underlying Security rises rapidly, the call spread may still cap upside participation, leading to missed profit opportunities. Furthermore, market conditions, such as mispricing between near-the-money and further out-of-the-money options, may impact the effectiveness of the strategy, potentially resulting in lower-than-expected returns or increased losses. The relative pricing of options at different strike levels can vary due to volatility shifts, liquidity constraints, or other market dynamics, adding an additional layer of uncertainty to the Fund's performance under this strategy.

ETF Risks.

Authorized Participants, Market Makers, and Liquidity Providers Concentration Risk. The Fund has a limited number of financial institutions that are authorized to purchase and redeem Shares directly from the Fund (known as "Authorized Participants" or "APs"). In addition, there may be a limited number of market makers and/or liquidity providers in the marketplace. To the extent either of the following events occur, Shares may trade at a material discount to NAV and possibly face delisting: (i) APs exit the business or otherwise become unable to process creation and/or redemption orders and no other APs step forward to perform these services; or (ii) market makers and/or liquidity providers exit the business or significantly reduce their business activities and no other entities step forward to perform their functions.

Cash Redemption Risk. The Fund's investment strategy may require it to redeem Shares for cash or to otherwise include cash as part of its redemption proceeds. For example, the Fund may not be able to redeem in-kind certain securities held by the Fund (e.g., derivative instruments). In such a case, the Fund may be required to sell or unwind portfolio investments to obtain the cash needed to distribute redemption proceeds. This may cause the Fund to recognize a capital gain that it might not have recognized if it had made a redemption in-kind. As a result, the Fund may pay out higher annual capital gain distributions than if the in-kind redemption process was used. By paying out higher annual capital gain distributions, investors may be subjected to increased capital gains taxes. Additionally, there may be brokerage costs or taxable gains or losses that may be imposed on the Fund in connection with a cash redemption that may not have occurred if the Fund had made a redemption in-kind. These costs could decrease the value of the Fund to the extent they are not offset by a transaction fee payable by an AP.

Costs of Buying or Selling Shares. Buying or selling Shares involves certain costs, including brokerage commissions, other charges imposed by brokers, and bid-ask spreads. The bid-ask spread represents the difference between the price at which an investor is willing to buy Shares and the price at which an investor is willing to sell Shares. The spread varies over time based on the Shares' trading volume and market liquidity. The spread is generally lower if Shares have more trading volume and market liquidity and higher if Shares have little trading volume and market liquidity. Due to the costs of buying or selling Shares, frequent trading of Shares may reduce investment results and an investment in Shares may not be advisable for investors who anticipate regularly making small investments.

Management Risk. The Fund is subject to management risk because it is an actively managed portfolio. In managing the Fund's investment portfolio, the portfolio managers will apply investment techniques and risk analyses that may not produce the desired result. There can be no guarantee that the Fund will meet its investment objective.

Shares May Trade at Prices Other Than NAV. As with all ETFs, Shares may be bought and sold in the secondary market at market prices. Although it is expected that the market price of Shares will approximate the Fund's NAV, there may be times when the market price of Shares is more than the NAV intra-day (premium) or less than the NAV intra-day (discount) due to supply and demand of Shares or during periods of market volatility. This risk is heightened in times of market volatility, periods of steep market declines, and periods when there is limited trading activity for Shares in the secondary market, in which case such premiums or discounts may be significant.

Trading. Although Shares are listed on a national securities exchange, such as NYSE Arca, Inc. (the "Exchange"), and may be traded on U.S. exchanges other than the Exchange, there can be no assurance that an active trading market for the Shares will develop or be maintained or that the Shares will trade with any volume, or at all, on any stock exchange. This risk may be greater for the Fund as it seeks to have exposure to a single underlying stock as opposed to a more diverse portfolio like a traditional pooled investment. In stressed market conditions, the liquidity of Shares may begin to mirror the liquidity of the Fund's underlying portfolio holdings, which can be significantly less liquid than Shares. Shares trade on the Exchange at a market price that may be below, at or above the Fund's NAV. Trading in Shares on the Exchange may be halted due to market conditions or for reasons that, in the view of the Exchange, make trading in Shares inadvisable. In addition, trading in Shares on the Exchange is subject to trading halts caused by extraordinary market volatility pursuant to the Exchange "circuit breaker" rules. There can be no assurance that the requirements of the Exchange necessary to maintain the listing of the Fund will continue to be met or will remain unchanged. In the event of an unscheduled market close for options contracts that reference a single stock, such as ORCL's securities being halted or a market wide closure, settlement prices will be determined by the procedures of the listing exchange of the options contracts. As a result, the Fund could be adversely affected and be unable to implement its investment strategies in the event of an unscheduled closing.

Economic and Market Risk. Economies and financial markets throughout the world are becoming increasingly interconnected, which increases the likelihood that events or conditions in one country or region will adversely impact markets or issuers in other countries or regions. Securities in the Fund's portfolio may underperform in comparison to securities in the general financial markets, a particular financial market, or other asset classes, due to a number of factors, including inflation (or expectations for inflation), deflation (or expectations for deflation), interest rates, global demand for particular products or resources, market instability, financial system instability, debt crises and downgrades, embargoes, tariffs, sanctions and other trade barriers, regulatory events, other governmental trade or market control programs and related geopolitical events. In addition, the value of the Fund's investments may be negatively affected by the occurrence of global events such as war, terrorism, environmental disasters, natural disasters or events, country instability, and infectious disease epidemics or pandemics. The imposition by the U.S. of tariffs on goods imported from foreign countries and reciprocal tariffs levied on U.S. goods by those countries also may lead to volatility and instability in domestic and foreign markets.

High Portfolio Turnover Risk. The Fund may actively and frequently trade all or a significant portion of the Fund's holdings. A high portfolio turnover rate increases transaction costs, which may increase the Fund's expenses. Frequent trading may also cause adverse tax consequences for investors in the Fund due to an increase in short-term capital gains.

Inflation Risk. Inflation risk is the risk that the value of assets or income from investments will be less in the future as inflation decreases the value of money. As inflation increases, the present value of the Fund's assets and distributions, if any, may decline.

Liquidity Risk. Some securities held by the Fund, including options contracts, may be difficult to sell or be illiquid, particularly during times of market turmoil. This risk is greater for the Fund as it will hold options contracts on a single security, and not a broader range of options contracts. Markets for securities or financial instruments could be disrupted by a number of events, including, but not limited to, an economic crisis, natural disasters, epidemics/pandemics, new legislation or regulatory changes inside or outside the United States. Illiquid securities may be difficult to value, especially in changing or volatile markets. If the Fund is forced to sell an illiquid security at an unfavorable time or price, the Fund may be adversely impacted. Certain market conditions or restrictions, such as market rules related to short sales, may prevent the Fund from limiting losses, realizing gains or achieving a high correlation with ORCL. There is no assurance that a security that is deemed liquid when purchased will continue to be liquid. Market illiquidity may cause losses for the Fund.

Money Market Instrument Risk. The Fund may use a variety of money market instruments for cash management purposes, including money market funds, depositary accounts and repurchase agreements. Repurchase agreements are contracts in which a seller of securities agrees to buy the securities back at a specified time and price. Repurchase agreements may be subject to market and credit risk related to the collateral securing the repurchase agreement. Money market instruments, including money market funds, may lose money through fees or other means.

New Fund Risk. The Fund is a recently organized management investment company with no operating history. As a result, prospective investors do not have a track record or history on which to base their investment decisions. There can be no assurance that the Fund will maintain an economically viable size.

Non-Diversification Risk. Because the Fund is "non-diversified," it may invest a greater percentage of its assets in the securities of a single issuer or a smaller number of issuers than if it was a diversified fund. As a result, a decline in the value of an investment in a single issuer or a smaller number of issuers could cause the Fund's overall value to decline to a greater degree than if the Fund held a more diversified portfolio. This may increase the Fund's volatility and cause the performance of a relatively smaller number of issuers to have a greater impact on the Fund's performance.

Operational Risk. The Fund is subject to risks arising from various operational factors, including, but not limited to, human error, processing and communication errors, errors of the Fund's service providers, counterparties or other third-parties, failed or inadequate processes and technology or systems failures. The Fund relies on third-parties for a range of services, including custody. Any delay or failure relating to engaging or maintaining such service providers may affect the Fund's ability to meet its investment objective. Although the Fund, and Adviser seek to reduce these operational risks through controls and procedures, there is no way to completely protect against such risks.

Single Issuer Risk. Issuer-specific attributes may cause an investment in the Fund to be more volatile than a traditional pooled investment which diversifies risk or the market generally. The value of the Fund, which focuses on an individual security (ORCL), may be more volatile than a traditional pooled investment or the market as a whole and may perform differently from the value of a traditional pooled investment or the market as a whole.

Tax Risk. The Fund intends to elect and to qualify each year to be treated as a regulated investment company (“RIC”) under Subchapter M of the Internal Revenue Code of 1986, as amended (“Code”). As a RIC, the Fund will not be subject to U.S. federal income tax on the portion of its net investment income and net capital gain that it distributes to Shareholders, provided that it satisfies certain requirements of the Code. If the Fund does not qualify as a RIC for any taxable year and certain relief provisions are not available, the Fund’s taxable income will be subject to tax at the Fund level and to a further tax at the shareholder level when such income is distributed. To comply with the asset diversification test applicable to a RIC, the Fund will attempt to ensure that the value of options it holds is never 25% of the total value of Fund assets at the close of any quarter. In particular, in combination with the Fund’s use of a “synthetic” strategy (i.e., purchasing exposure to the underlying stock through a combination of put and call options), the Fund maintains a portfolio of treasury securities, which are expected to enable the Fund to meet the diversification requirements. If the Fund’s investments in options were to exceed 25% of the Fund’s total assets at the end of a tax quarter, the Fund, generally, has a grace period to cure such lack of compliance. If the Fund fails to timely cure, it may no longer be eligible to be treated as a RIC.

U.S. Government and U.S. Agency Obligations Risk. The Fund may invest in securities issued by the U.S. government or its agencies or instrumentalities. U.S. Government obligations include securities issued or guaranteed as to principal and interest by the U.S. Government, its agencies or instrumentalities, such as the U.S. Treasury. Payment of principal and interest on U.S. Government obligations may be backed by the full faith and credit of the United States or may be backed solely by the issuing or guaranteeing agency or instrumentality itself. In the latter case, the investor must look principally to the agency or instrumentality issuing or guaranteeing the obligation for ultimate repayment, which agency or instrumentality may be privately owned. There can be no assurance that the U.S. Government would provide financial support to its agencies or instrumentalities (including government-sponsored enterprises) where it is not obligated to do so.

Performance

Performance information for the Fund is not included because the Fund has not begun operations as of the date of this Prospectus. When such information is included, this section will provide some indication of the risks of investing in the Fund by showing changes in the Fund’s performance history from year to year and showing how the Fund’s average annual total returns compare with those of a broad measure of market performance. Although past performance of the Fund is no guarantee of how it will perform in the future, historical performance may give you some indication of the risks of investing in the Fund. Updated performance information will be available on the Fund’s website at www.yieldmaxetfs.com.

Management

Investment Adviser: Tidal Investments LLC (the “Adviser”) serves as investment adviser to the Fund.

Portfolio Managers:

The following individuals are jointly and primarily responsible for the day-to-day management of the Fund.

Jay Pestrighelli, Portfolio Manager for the Adviser, has been a portfolio manager of the Fund since its inception in 2026.

Scott Snyder, Portfolio Manager for the Adviser, has been a portfolio manager of the Fund since its inception in 2026.

Matt Brandt, Portfolio Manager for the Adviser, has been a portfolio manager of the Fund since its inception in 2026.

Purchase and Sale of Shares

The Fund issues and redeems Shares at NAV only in large blocks known as “Creation Units,” which only Authorized Participants (APs) (typically, broker-dealers) may purchase or redeem. The Fund generally issues and redeems Creation Units in exchange for a portfolio of securities (the “Deposit Securities”) and/or a designated amount of U.S. cash.

Shares are listed on the Exchange, and individual Shares may only be bought and sold in the secondary market through brokers at market prices, rather than NAV. Because Shares trade at market prices rather than NAV, Shares may trade at a price greater than NAV (premium) or less than NAV (discount).

An investor may incur costs attributable to the difference between the highest price a buyer is willing to pay to purchase Shares (the “bid” price) and the lowest price a seller is willing to accept for Shares (the “ask” price) when buying or selling Shares in the secondary market. This difference in bid and ask prices is often referred to as the “bid-ask spread.”

When available, information regarding the Fund’s NAV, market price, how often Shares traded on the Exchange at a premium or discount, and the median bid-ask spreads can be found on the Fund’s website at www.yieldmaxetfs.com.

Tax Information

Fund distributions are generally taxable as ordinary income, qualified dividend income, or capital gains (or a combination), unless an investment is in an individual retirement account (“IRA”) or other tax-advantaged account. Distributions on investments made through tax-deferred arrangements may be taxed later upon withdrawal of assets from those accounts.

Financial Intermediary Compensation

If you purchase Shares through a broker-dealer or other financial intermediary (such as a bank) (an “Intermediary”), the Adviser or its affiliates may pay Intermediaries for certain activities related to the Fund, including participation in activities that are designed to make Intermediaries more knowledgeable about exchange-traded products, including the Fund, or for other activities, such as marketing, educational training, or other initiatives related to the sale or promotion of Shares. These payments may create a conflict of interest by influencing the Intermediary and your salesperson to recommend the Fund over another investment. Any such arrangements do not result in increased Fund expenses. Ask your salesperson or visit the Intermediary’s website for more information.

YieldMax[®] PYPL Option Income Strategy ETF - FUND SUMMARY

Investment Objective

The Fund's primary investment objective is to seek current income. The Fund's secondary investment objective is to seek exposure to the share price of the Class A common stock of PayPal Holdings, Inc. ("PYPL" or "Underlying Security"), subject to a limit on potential investment gains.

Fees and Expenses of the Fund

This table describes the fees and expenses that you may pay if you buy, hold, and sell shares of the Fund ("Shares"). **You may pay other fees, such as brokerage commissions and other fees to financial intermediaries, which are not reflected in the table and Example below.**

Annual Fund Operating Expenses⁽¹⁾ (expenses that you pay each year as a percentage of the value of your investment)

Management Fee	0.99%
Distribution and Service (12b-1) Fees	None
Other Expenses (includes interest and tax expense)	0.32%
Total Annual Fund Operating Expenses	1.31%

⁽¹⁾ The Fund's investment adviser, Tidal Investments LLC (the "Adviser"), a Tidal Financial Group company, will pay, or require a sub-adviser to pay, all expenses incurred by the Fund (except for advisory fees and sub-advisory fees, as the case may be) excluding interest charges on any borrowings made for investment purposes, dividends and other expenses on securities sold short, taxes, brokerage commissions and other expenses incurred in placing orders for the purchase and sale of securities and other investment instruments, acquired fund fees and expenses, accrued deferred tax liability, distribution fees and expenses paid by the Fund under any distribution plan adopted pursuant to Rule 12b-1 under the Investment Company Act of 1940, as amended (the "1940 Act"), and litigation expenses and other non-routine or extraordinary expenses.

Expense Example

This Example is intended to help you compare the cost of investing in the Fund with the cost of investing in other funds. The Example assumes that you invest \$10,000 in the Fund for the time periods indicated and then redeem or hold all of your Shares at the end of those periods. The Example also assumes that your investment has a 5% return each year and that the Fund's operating expenses remain the same. The Example does not take into account brokerage commissions that you may pay on your purchases and sales of Shares. Although your actual costs may be higher or lower, based on these assumptions your costs would be:

1 Year	3 Years	5 Years	10 Years
\$133	\$415	\$718	\$1,579

Portfolio Turnover

The Fund pays transaction costs, such as commissions, when it buys and sells securities (or "turns over" its portfolio). A higher portfolio turnover rate may indicate higher transaction costs and may result in higher taxes when Shares are held in a taxable account. These costs, which are not reflected in total annual fund operating expenses or in the expense example above, affect the Fund's performance. During the most recent fiscal year ended October 31, 2025, the Fund's portfolio turnover rate was 19% of the average value of its portfolio.

Principal Investment Strategies

The Fund is an actively managed exchange-traded fund ("ETF") that seeks current income while providing exposure to the share price (*i.e.*, the price returns) of the Underlying Security, subject to participation in a portion of potential investment gains. The Fund will employ its investment strategy as it relates to the Underlying Security regardless of whether there are periods of adverse market, economic, or other conditions and will not take temporary defensive positions during such periods. As further described below, the Fund uses either a synthetic covered call strategy or a synthetic covered call spread strategy to seek to generate options premiums and provide indirect exposure to the share price returns of the Underlying Security, subject to participation in a portion of potential investment gains as a result of the nature of the options strategy it employs. That is, the Fund not only seeks to generate options premiums but also aims to derive gains when the value of the Underlying Security increases. The Fund's options contracts provide:

- indirect exposure to the share price returns of the Underlying Security,
- option premiums, and
- participation in a portion of gains, if any, of the share price returns of the Underlying Security.

For more information, see sections “The Fund’s Use of Underlying Security Option Contracts” and “Synthetic Covered Call Strategy” below.

Why invest in the Fund?

- The Fund seeks to generate weekly cash distributions, which is not dependent on the price appreciation of the Underlying Security.
- The Fund seeks to participate in a portion of the gains experienced by the Underlying Security.

That is, although the Fund may not fully participate in gains in the Underlying Security’s stock price, the Fund’s portfolio is designed to generate options premiums.

An Investment in the Fund is not an investment in the Underlying Security.

- **The Fund’s strategy will capture only a portion of its potential gains if the Underlying Security’s stock price increase in value.**
- **The Fund’s strategy is subject to all potential losses if the Underlying Security’s stock price decrease in value, which may not be offset by the options premiums received by the Fund.**
- The Fund may from time to time invest directly in the Underlying Security.
- Fund shareholders are not entitled to any Underlying Security dividends, except to the extent the Fund invests directly in the Underlying Security.

While the Fund seeks to provide current income pursuant to its investment objective, a portion (sometimes significant) of the Fund’s distributions may be classified as return of capital (“ROC”) for financial or tax reporting purposes. Generally speaking, ROC refers to the portion of a distribution from an investment that represents a return of the original investment (principal) rather than income or profit. Accordingly, such distributions do not necessarily reflect the Fund’s income or yield. See the prospectus section titled “Additional Information About the Funds” for more information about option premiums and ROC.

Additional information regarding the Underlying Security is also set forth below.

The Fund’s Use of Underlying Security Option Contracts

As part of the Fund’s synthetic covered call strategy and synthetic covered call spread strategy, the Fund will purchase and sell a combination of standardized exchange-traded and FLEXible EXchange® (“FLEX”) call and put option contracts that are based on the value of the price returns of the Underlying Security.

- In general, an option contract gives the purchaser of the option contract the right to purchase (for a call option) or sell (for a put option) the underlying asset (like shares of the Underlying Security) at a specified price (the “strike price”).
- If exercised, an option contract obligates the seller to deliver shares (for a sold or “short” call) or buy shares (for a sold or “short” put) of the underlying asset at a specified price (the “strike price”).
- Options contracts must be exercised or traded to close within a specified time frame, or they expire. See the chart in section “Fund Portfolio” below for a description of the option contracts utilized by the Fund.

Standardized exchange-traded options include standardized terms. FLEX options are also exchange-traded, but they allow for customizable terms (e.g., the strike price can be negotiated). For more information on FLEX options, see “Additional Information about the Funds – Exchange Traded Options Portfolio.”

The Fund’s options contracts are based on the value of the Underlying Security, which gives the Fund the right or obligation to receive or deliver shares of the Underlying Security on the expiration date of the applicable option contract in exchange for the stated strike price, depending on whether the option contract is a call option or a put option, and whether the Fund purchases or sells the option contract.

Covered Call Strategy

In seeking to achieve its investment objective, the Fund may implement a “*synthetic* covered call” and, to a lesser extent, a “*traditional* covered call” strategy using the standardized exchange-traded and FLEX options described above.

- A *traditional* covered call strategy is an investment strategy where an investor (the Fund) sells a call option on an underlying security it owns.
- A *synthetic* covered call strategy is similar to a traditional covered call strategy in that the investor sells a call option that is based on the value of the underlying security. However, in a synthetic covered call strategy, the investor (the Fund) does not own the underlying security, but rather seeks to *synthetically* replicate 100% of the price movements of the underlying security through the use of various investment instruments.

The Fund's covered call strategies consists of the following three elements, each of which is described in greater detail farther below:

- Direct or synthetic long exposure to the Underlying Security, which allows the Fund to seek to participate in the changes, up or down, in the price of shares of the Underlying Security.
- Covered call writing (where the Underlying Security's call options are sold against the synthetic long portion of the strategy), which allows the Fund to generate options premiums.
- U.S. Treasuries, which are used for collateral for the options, and which generate income.

1. Long Exposure (Synthetic or Direct)

Synthetic Long Exposure: To achieve a synthetic long exposure to the Underlying Security, the Fund will buy the Underlying Security's call options and, simultaneously, sell the Underlying Security's put options to try to replicate the price movements of the Underlying Security. The call options purchased by the Fund and the put options sold by the Fund will generally have one-month to six-month terms and strike prices that are approximately equal to the then-current share price of the Underlying Security at the time the contracts are purchased and sold, respectively. The combination of the long call options and sold put options provides the Fund with indirect investment exposure equal to approximately 100% of the Underlying Security for the duration of the applicable options exposure.

In addition, the Fund may use other instruments and transactions to gain synthetic exposure to the Underlying Security. For example, the Fund may enter into swap contracts that provide exposure to the Underlying Security. The Fund also may utilize additional options strategies, including purchasing call options that are "deep in the money" (i.e., the Underlying Security's price is well above the strike price on the call option).

Direct Long Exposure: The Fund may directly hold equity securities of the Underlying Security.

2. Covered Call Strategies

Covered Call Strategy

As part of its strategy, the Fund will write (sell) call option contracts on the Underlying Security to generate options premiums. These written call options will generally be sold short (i.e., selling a position it does not currently own). The Fund will seek to participate in the share price appreciation of the Underlying Security, if any. However, due to the nature of covered call strategies, the Fund's participation may be subject to a cap (as described below). In this strategy, the call options written (sold) by the Fund will generally have 1- month or less expiration dates (the "Call Period") and generally have a strike price that is approximately 0%-15% above the then-current share price of the Underlying Security.

It is important to note that the sale of the Underlying Security call option contracts will limit the Fund's participation in the appreciation in the Underlying Security's stock price. If the stock price of the Underlying Security increases, the above-referenced synthetic long exposure alone would allow the Fund to experience similar percentage gains. However, if the Underlying Security's stock price appreciates beyond the strike price of one or more of the sold (short) call option contracts, the Fund will lose money on those short call positions, and the losses will, in turn, limit the upside return of the Fund's synthetic long exposure. As a result, the Fund's overall strategy (i.e., the combination of the synthetic long exposure to the Underlying Security and the sold (short) the Underlying Security call positions) will limit the Fund's participation in gains in the Underlying Security's stock price beyond a certain point.

Covered Call Spread Strategy

The Adviser will employ the Covered Call Spread Strategy when it believes it is a better strategy for the Fund as compared to the Covered Call Strategy. The Fund may write (sell) credit call spreads (described below) rather than stand-alone call option contracts to seek greater participation in the potential appreciation of its Underlying Security's share price, while still generating net options premiums. The Adviser will primarily employ this covered call spread strategy when it believes that the share price of its Underlying Security is likely to rise significantly in the short term (e.g., following a substantial selloff or overall positive market news). Additionally, the Adviser may use this strategy in other scenarios (e.g., if the market is undervaluing further out-of-the-money options relative to near-the-money options), where it believes the use of credit call spreads may prove more advantageous to the Fund's total return than the covered call strategy.

A credit call spread involves selling a call option while simultaneously buying a call option with a higher strike price, both with the same expiration date. By writing credit call spreads, the Fund can potentially offset losses incurred from its short call positions if the Underlying Security's share price rises above the strike price.

3. U.S. Treasuries

The Fund will hold short-term U.S. Treasury securities as collateral in connection with the Fund's synthetic covered call strategy. The Fund may also invest in pooled vehicles (e.g., mutual funds and ETFs) that invest in U.S Treasuries.

The Fund intends to continuously maintain exposure to the Underlying Security, primarily through the use of options contracts. As the options contracts it holds are exercised or expire it may enter into new options contracts, a practice referred to as “rolling.” The Fund’s practice of rolling options may result in high portfolio turnover.

Fund’s Weekly Distributions

The Fund will seek to provide weekly cash distributions. The Fund will seek to generate such distributions in the following ways:

- Writing (selling) call option contracts on its Underlying Security as described above to generate options premiums. A premium, in this context, refers to the price the option buyer pays to the option seller (the Fund) for the rights granted by the option. The amount of these premiums is largely affected by the fluctuations in the Underlying Security’s stock prices. However, other elements like interest rates can also influence the level of premiums.
- Investing in short-term U.S. Treasury securities. The income generated by these securities will be influenced by interest rates at the time of investment.
- In addition, the Fund’s use of the Covered Call Spread Strategy may occasionally allow it to capture a substantial portion of any significant increase in the price of its Underlying Security. When this happens, the Fund could receive profits exceeding the initial cost of the call options, and the Fund’s distributions may include some of those profits.

Fund’s Return Profile vs its Underlying Security

For the reasons stated above, the Fund’s performance will differ from that of the Underlying Security’s stock price. The performance differences will depend on, among other things, the price of the Underlying Security, changes in the value of the Underlying Security options contracts the Fund holds, and changes in the value of the U.S. Treasuries.

Fund Portfolio

Principal Holdings		
Portfolio Holdings (All derivative instruments are based on the value of the Underlying Security)	Investment Terms	Expected Target Maturity
Purchased call option contracts	<p>“at-the-money” (<i>i.e.</i>, the strike price is equal to the then-current share price of the Underlying Security at the time of purchase) to provide indirect exposure to positive price returns of the Underlying Security.</p> <p>If the Underlying Security share price increases, these options will generate corresponding increases to the Fund.</p>	1-month to 6-month expiration dates
Sold put option contracts	<p>“at-the-money” (<i>i.e.</i>, the strike price is equal to the then-current share price of the Underlying Security at the time of sale).</p> <p>They are sold to help pay for the purchased call options described above.</p> <p>However, the sold put option contracts provide exposure to the full extent of any share price losses experienced by the Underlying Security.</p>	1-month to 6-month expiration dates
Sold (short) call option contracts (<i>Covered Call Strategy</i>)	<p>The strike price is approximately 0%-15% more than the then-current share price of the Underlying Security at the time of sale.</p> <p>They generate options premiums. However, they also limit some potential positive returns that the Fund may have otherwise experienced from gains in the Underlying Security’s share price.</p>	1-month or less expiration dates

Principal Holdings		
Portfolio Holdings (All derivative instruments are based on the value of the Underlying Security)	Investment Terms	Expected Target Maturity
Sold (short) call option contracts <i>(Covered Call Spread Strategy)</i>	The strike price is approximately 0%-15% more than the then-current share price of the Fund's Underlying Security at the time of sale. Sold call option contracts provide inverse exposure to the full extent of any increases in the value experienced by the Fund's Underlying Security, minus the premium received.	1-month or less expiration dates
Purchased call option contracts <i>(Covered Call Spread Strategy)</i>	"out-of-the-money" (i.e., the strike price is above the strike price of the corresponding Covered Call Spread Strategy sold call). Bought call option contracts provide exposure to the full extent of any increases in the value experienced by the Fund's Underlying Security above the option's strike price.	1-month or less expiration dates
Purchased call option contracts <i>(Deep-in-the-money synthetic long exposure)</i>	"Deep in the money" (i.e., the Underlying Security's price is well above the strike price on the call option) to provide synthetic long exposure designed to closely track price movements of the Underlying Security. These options are expected to exhibit greater sensitivity to changes in the Underlying Security's share price than out-of-the-money or at-the-money calls.	1-month to 6-month expiration dates
Swap contracts	The Fund may enter into swap contracts that provide exposure to the Underlying Security's price movements (and/or total return), generally in exchange for a financing rate and/or other contractual payments. Swap contracts may be used as an alternative or supplement to options positions to obtain exposure to the Underlying Security.	13-month to 60-month terms
Equity securities of the Underlying Security <i>(Direct holdings)</i>	The Fund may purchase and hold shares of the Underlying Security to obtain direct exposure to the Underlying Security's price movements and any distributions.	NA
U.S Treasury Securities and Cash	Multiple series of U.S. Treasury Bills supported by the full faith and credit of the U.S. government. These instruments are used as collateral for the Fund's derivative investments. They will also generate income.	6-month to 2-year maturities

The market value of the cash and treasuries held by the Fund is generally expected to be between 25% and 100% of the Fund's net assets and the market value of the options package is generally expected to be between 0% and 50% of the Fund's net assets (though actual exposures may deviate from these ranges from time to time). In terms of notional value, the combination of these investment instruments provides indirect investment exposure to the Underlying Security equal to at least 95% of the Fund's total assets.

Under normal circumstances, the Fund will invest at least 80% of its net assets, plus borrowings for investment purposes, in securities and financial instruments that provide indirect exposure to PYPL.

The Fund is classified as "non-diversified" under the 1940 Act.

There is no guarantee that the Fund’s investment strategy will be properly implemented, and an investor may lose some or all of its investment.

PayPal Holdings, Inc. (“PYPL”)

PYPL is a financial technology company operating an online payments system. PYPL is listed on the NASDAQ Global Select Market. Per PYPL’s most recent Form 10-K filing, the aggregate market value of the common stock, as of the most recent available data at time of drafting this prospectus (June 30, 2025), held by non-affiliates of PYPL, was approximately \$71.3 billion.

PYPL is registered under the Securities Exchange Act of 1934, as amended (the “Exchange Act”). Information provided to or filed with the SEC by PYPL pursuant to the Exchange Act can be located by reference to the SEC file number 001-36859 through the SEC’s website at www.sec.gov. In addition, information regarding PYPL may be obtained from other sources including, but not limited to, press releases, newspaper articles and other publicly disseminated documents.

This document relates only to the securities offered hereby and does not relate to PYPL or other securities of PYPL. The Fund has derived all disclosures contained in this document regarding PYPL from the publicly available documents. None of the Fund, the Trust, the Adviser, or their respective affiliates has participated in the preparation of such publicly available offering documents or made any due diligence inquiry regarding such documents with respect to PYPL. None of the Fund, the Trust, the Adviser, or their respective affiliates makes any representation that such publicly available documents or any other publicly available information regarding PYPL is accurate or complete. Furthermore, the Fund cannot give any assurance that all events occurring prior to the date hereof (including events that would affect the accuracy or completeness of the publicly available documents described above) that would affect the trading price of PYPL (and therefore the price of the Fund at the time we price the securities) have been publicly disclosed. Subsequent disclosure of any such events or the disclosure of or failure to disclose material future events concerning PYPL could affect the value received with respect to the securities and therefore the value of the securities.

None of the Fund, the Trust, the Adviser, or their respective affiliates makes any representation to you as to the performance of PYPL.

NONE OF THE FUND, TIDAL TRUST II, OR TIDAL INVESTMENTS LLC IS AFFILIATED, CONNECTED, OR ASSOCIATED WITH PYPL. THE FUND WAS NOT DEVELOPED OR CREATED BY, AND IS NOT SPONSORED, ENDORSED, OR APPROVED BY, PYPL.

Moreover, PYPL has not participated in the development of the Fund’s investment strategy. PYPL does not select or approve the Fund’s portfolio holdings, nor does it participate in the construction, design, or implementation of the Fund. PYPL does not provide any assurances, guarantees, or representations regarding the Fund or its performance. Nothing herein shall be construed as an offer of any security by PYPL.

None of the Fund, the Trust, the Adviser, or their respective affiliates claim any ownership interest in any trademarks owned by PayPal Holdings, Inc. or PYPL. All rights in the trademarks are reserved by their respective owners.

Due to the Fund’s investment strategy, the Fund’s investment exposure is concentrated in (or substantially exposed to) the same industry as that assigned to PYPL. As of the date of the Prospectus, PYPL is assigned to the financial services industry.

Principal Investment Risks

The principal risks of investing in the Fund are summarized below. As with any investment, there is a risk that you could lose all or a portion of your investment in the Fund. Some or all of these risks may adversely affect the Fund’s net asset value (“NAV”) per share, trading price, yield, total return, and/or ability to meet its objective. For more information about the risks of investing in the Fund, see the section in the Fund’s Prospectus titled “Additional Information About the Funds—Principal Risks of Investing in the Funds.”

An investment in the Fund entails risk. The Fund may not achieve its investment objective and there is a risk that you could lose all of your money invested in the Fund. The Fund is not a complete investment program. It is important that investors closely review all of the risks listed below and understand them before making an investment in the Fund.

Each risk summarized below is considered a “principal risk” of investing in the Fund, regardless of the order in which they appear.

PYPL Risk. The Fund invests in options contracts and swaps that are based on the value of PYPL and may also invest directly in PYPL. These investments in options contracts and swaps subject the Fund to certain of the same risks as if it owned shares of PYPL, even though it may not; although at times the Fund may also hold shares of PYPL directly. By virtue of these investments, the Fund may be subject to the following risks:

Indirect Investment in PYPL Risk. PYPL is not affiliated with the Trust, the Fund, the Adviser, or their respective affiliates and is not involved with this offering in any way and has no obligation to consider your Shares in taking any corporate actions that might affect the value of Shares. Investors in the Fund will not have voting rights and will not be able to influence management of PYPL but will be exposed to the performance of PYPL (the underlying stock). Except to the extent the Fund invests directly in PYPL, investors in the Fund will not have rights to receive dividends or other distributions or any other rights with respect to the underlying stock but will be subject to declines in the performance of the underlying stock.

PYPL Trading Risk. The trading price of PYPL may be highly volatile and could continue to be subject to wide fluctuations in response to various factors. The stock market in general, and the market for technology companies in particular, has experienced extreme price and volume fluctuations that have often been unrelated or disproportionate to the operating performance of those companies. In particular, a large proportion of PYPL may be traded by short sellers which may put pressure on the supply and demand for the Class A common stock of PYPL, further influencing volatility in its market price. Public perception and other factors outside of the control of PYPL may additionally impact GOOG's stock price due to PYPL garnering a disproportionate degree of public attention, regardless of actual operating performance. In addition, in the past, following periods of volatility in the overall market and the market price of a particular company's securities, securities class action litigation has often been instituted against companies such as these. Moreover, stockholder litigation like this has been filed against PYPL in the past. While PYPL continues to defend such actions, any judgment against PYPL, or any future stockholder litigation could result in substantial costs and a diversion of the management of PYPL's attention and resources. If PYPL trading is halted, trading in Shares of the Fund may be impacted, either temporarily or indefinitely.

Transaction and Payment Processing Industry Risks. Investing in the transaction and payment processing industry entails several risks. Cyberattacks and security vulnerabilities pose a significant threat, potentially leading to severe damage. Business interruptions or system failures can disrupt company operations, impacting its websites, applications, products, and services. Intense competition, changes in payment card networks or bank fees, and reliance on third-parties contribute to operational risks. Transaction and payment processing companies must continuously adapt to technological developments to offer innovative products and services, as failure to do so may result in declining product usage and revenues. The company is subject to extensive government regulation and compliance requirements, with potential consequences for non-compliance, including significant costs, liabilities, and the need for additional licenses or regulatory approvals. Regional regulations and licensing requirements add complexity, particularly in markets such as the European Economic Area and the United Kingdom, where specific obligations and potential enforcement actions exist. The evolving regulatory landscape and uncertainties surrounding cryptocurrency regulations introduce further risks, potentially leading to additional regulations, licensing requirements, and the need to modify or discontinue cryptocurrency as a payment option or otherwise. Transaction and payment processing companies' lending activities are subject to federal and state laws, with increasing regulatory focus on consumer lending potentially leading to policy and operational changes. Compliance with privacy and data protection laws is crucial to avoid fines, penalties, and reputational harm. Lastly, a transaction and payment processing company's international operations expose the company to regulatory scrutiny and global economic conditions.

Financial Services Industry Risk. Financial services companies are subject to extensive governmental regulation which may limit both the amounts and types of loans and other financial commitments they can make, the interest rates and fees they can charge, the scope of their activities, the prices they can charge and the amount of capital they must maintain. Profitability is largely dependent on the availability and cost of capital funds and can fluctuate significantly when interest rates change or due to increased competition. In addition, deterioration of the credit markets generally may cause an adverse impact in a broad range of markets, including U.S. and international credit and interbank money markets generally, thereby affecting a wide range of financial institutions and markets. Certain events in the financial industry may cause an unusually high degree of volatility in the financial markets, both domestic and foreign, and cause certain financial services companies to incur large losses. Securities of financial services companies may experience a dramatic decline in value when such companies experience substantial declines in the valuations of their assets, take action to raise capital (such as the issuance of debt or equity securities), or cease operations. Credit losses resulting from financial difficulties of borrowers and financial losses associated with investment activities can negatively impact the industry. Insurance companies may be subject to severe price competition. Adverse economic, business or political developments could adversely affect financial institutions engaged in mortgage finance or other lending or investing activities directly or indirectly connected to the value of real estate.

Derivatives Risk. Derivatives are financial instruments that derive value from the underlying reference asset or assets, such as stocks, bonds, or funds (including ETFs), interest rates or indexes. The Fund's investments in derivatives may pose risks in addition to, and greater than, those associated with directly investing in securities or other ordinary investments, including risk related to the market, imperfect correlation with underlying investments or the Fund's other portfolio holdings, higher price volatility, lack of availability, counterparty risk, liquidity, valuation and legal restrictions. The use of derivatives is a highly specialized activity that involves investment techniques and risks different from those associated with ordinary portfolio securities transactions. The use of derivatives may result in larger losses or smaller gains than directly investing in securities. When the Fund uses derivatives, there may be an imperfect correlation between the value of PYPL and the derivative, which may prevent the Fund from achieving its investment objective. Because derivatives often require only a limited initial investment, the use of derivatives may expose the Fund to losses in excess of those amounts initially invested. In addition, the Fund's investments in derivatives are subject to the following risks:

Options Contracts. The use of options contracts involves investment strategies and risks different from those associated with ordinary portfolio securities transactions. The prices of options are volatile and are influenced by, among other things, actual and anticipated changes in the value of the underlying instrument, including the anticipated volatility, which are affected by fiscal and monetary policies and by national and international political, changes in the actual or implied volatility or the reference asset, the time remaining until the expiration of the option contract and economic events. For the Fund in particular, the value of the options contracts in which it invests is substantially influenced by the value of PYPL. The Fund may experience substantial downside from specific option positions and certain option positions held by the Fund may expire worthless. The options held by the Fund are exercisable at the strike price on their expiration date. As an option approaches its expiration date, its value typically increasingly moves with the value of the underlying instrument. However, prior to such date, the value of an option generally does not increase or decrease at the same rate as the underlying instrument. There may at times be an imperfect correlation between the movement in the values of options contracts and the underlying instrument, and there may at times not be a liquid secondary market for certain options contracts. The value of the options held by the Fund will be determined based on market quotations or other recognized pricing methods. Additionally, as the Fund intends to continuously maintain indirect exposure to PYPL through the use of options contracts, as the options contracts it holds are exercised or expire it will enter into new options contracts, a practice referred to as “rolling.” If the expiring options contracts do not generate proceeds enough to cover the cost of entering into new options contracts, the Fund may experience losses.

Swap Agreements Risk. The use of swap transactions is a highly specialized activity, which involves investment techniques and risks different from those associated with ordinary portfolio securities transactions. Whether the Fund will be successful in using swap agreements to achieve its investment goal depends on the ability of the Adviser to structure such swap agreements in accordance with the Fund’s investment objective and to identify counterparties for those swap agreements. If the Adviser is unable to enter into swap agreements that provide leveraged exposure to the Underlying Security, the Fund may not meet its stated investment objective. Additionally, any financing, borrowing or other costs associated with using swap transactions may also have the effect of lowering the Fund’s return.

The swap agreements in which the Fund invests are generally traded in the over-the-counter market, which generally has less transparency than exchange-traded derivatives instruments. In a standard swap transaction, two parties agree to exchange the return (or differentials in rates of return) earned or realized on particular predetermined reference assets or underlying securities or instruments. The gross return to be exchanged or swapped between the parties is calculated based on a notional amount or the return on or change in value of a particular dollar amount invested in a basket of securities.

If the Underlying Security has a dramatic move that causes a material decline in the Fund’s net assets, the terms of a swap agreement between the Fund and its counterparty may permit the counterparty to immediately close out the swap transaction with the Fund. In that event, the Fund may be unable to enter into another swap agreement or invest in other derivatives to achieve exposure consistent with the Fund’s investment objective. This may prevent the Fund from achieving its objective, even if the Underlying Security later reverses all or a portion of its movement.

Counterparty Risk. The Fund is subject to counterparty risk by virtue of its investments in options contracts. Transactions in some types of derivatives, including options, are required to be centrally cleared (“cleared derivatives”). In a transaction involving cleared derivatives, the Fund’s counterparty is a clearing house rather than a bank or broker. Since the Fund is not a member of clearing houses and only members of a clearing house (“clearing members”) can participate directly in the clearing house, the Fund will hold cleared derivatives through accounts at clearing members. In cleared derivatives positions, the Fund will make payments (including margin payments) to and receive payments from a clearing house through their accounts at clearing members. Customer funds held at a clearing organization in connection with any options contracts are held in a commingled omnibus account and are not identified to the name of the clearing member’s individual customers. As a result, assets deposited by the Fund with any clearing member as margin for options may, in certain circumstances, be used to satisfy losses of other clients of the Fund’s clearing member. In addition, although clearing members guarantee performance of their clients’ obligations to the clearing house, there is a risk that the assets of the Fund might not be fully protected in the event of the clearing member’s bankruptcy, as the Fund would be limited to recovering only a pro rata share of all available funds segregated on behalf of the clearing member’s customers for the relevant account class. The Fund is also subject to the risk that a limited number of clearing members are willing to transact on the Fund’s behalf, which heightens the risks associated with a clearing member’s default. This risk is greater for the Fund as it seeks to hold options contracts on a single security, and not a broader range of options contracts, which may limit the number of clearing members that are willing to transact on the Fund’s behalf. If a clearing member defaults the Fund could lose some or all of the benefits of a transaction entered into by the Fund with the clearing member. If the Fund cannot find a clearing member to transact with on the Fund’s behalf, the Fund may be unable to effectively implement its investment strategy.

Price Participation Risk. The Fund employs an investment strategy that includes the sale of call option contracts, which limits the degree to which the Fund will participate in increases in value experienced by PYPL over the Call Period. This means that if PYPL experiences an increase in value above the strike price of the sold call options during a Call Period, the Fund will likely not experience that increase to the same extent and may significantly underperform PYPL over the Call Period. Additionally, because the Fund is limited in the degree to which it will participate in increases in value experienced by PYPL over each Call Period, but has full exposure to any decreases in value experienced by PYPL over the Call Period, the NAV of the Fund may decrease over any given time period. The Fund's NAV is dependent on the value of each options portfolio, which is based principally upon the performance of PYPL. The degree of participation in PYPL gains the Fund will experience will depend on prevailing market conditions, especially market volatility, at the time the Fund enters into the sold call option contracts and will vary from Call Period to Call Period. The value of the options contracts is affected by changes in the value and dividend rates of PYPL, changes in interest rates, changes in the actual or perceived volatility of PYPL and the remaining time to the options' expiration, as well as trading conditions in the options market. As the price of PYPL changes and time moves towards the expiration of each Call Period, the value of the options contracts, and therefore the Fund's NAV, will change. However, it is not expected for the Fund's NAV to directly correlate on a day-to-day basis with the returns of PYPL. The amount of time remaining until the options contract's expiration date affects the impact of the potential options premiums on the Fund's NAV, which may not be in full effect until the expiration date of the Fund's options contracts. Therefore, while changes in the price of the PYPL will result in changes to the Fund's NAV, the Fund generally anticipates that the rate of change in the Fund's NAV will be different than that experienced by PYPL.

Equity Market Risk. The prices of equity securities rise and fall daily. These price movements may result from factors affecting individual issuers, industries or the stock market as a whole. In addition, equity markets tend to move in cycles which may cause stock prices to fall over a short and extended periods of time. In a declining stock market, stock prices for all companies may decline, regardless of their long-term prospects.

Distribution Risk. The Fund seeks to provide weekly cash distributions. There is no assurance that the Fund will make a distribution in any given week. If the Fund does make distributions, the amounts of such distributions will likely vary greatly from one distribution to the next. Additionally, the weekly distributions, if any, may consist of returns of capital, which would decrease the Fund's NAV and trading price over time. As a result, an investor may suffer significant losses to their investment. In addition, while the underlying stock may pay dividends, the Fund's returns will not include any dividends paid by the underlying stock (except to the extent the Fund invests directly in PYPL), and any income generated by the Fund may be less than the income generated by a direct investment in the underlying stock.

NAV Erosion Risk Due to Distributions. When the Fund makes a distribution, the Fund's NAV will typically drop by the amount of the distribution on the related ex-dividend date. The repeated payment of distributions by the Fund, if any, may significantly erode the Fund's NAV and trading price over time. As a result, an investor may suffer significant losses to their investment.

Call Strategy Risks. The path dependency (i.e., the continued use) of the Fund's call writing strategy will impact the extent that the Fund participates in the positive price returns of PYPL and, in turn, the Fund's returns, both during the term of the sold call options and over longer time periods. If, for example, each month the Fund were to sell 7% out-of-the-money call options having a one-month term, the Fund's participation in the positive price returns of PYPL will be capped at 7% in any given month. However, over a longer period (e.g., 5 months), the Fund should not be expected to participate fully in the first 35% (i.e., 5 months x 7%) of the positive price returns of PYPL, or the Fund may even lose money, even if the PYPL share price has appreciated by at least that much over such period, if during any month over that period PYPL had a return less than 7%. This example illustrates that both the Fund's participation in the positive price returns of PYPL and its returns will depend not only on the price of PYPL but also on the path that PYPL takes over time.

Additionally, when implementing the Covered Call Spread Strategy, the use of credit call spreads introduces further complexities and risks. While purchasing a higher-strike call option limits potential losses from the short call position, it also reduces the net premium received, which may result in lower overall returns compared to a stand-alone covered call strategy. If the price of the Underlying Security rises rapidly, the call spread may still cap upside participation, leading to missed profit opportunities. Furthermore, market conditions, such as mispricing between near-the-money and further out-of-the-money options, may impact the effectiveness of the strategy, potentially resulting in lower-than-expected returns or increased losses. The relative pricing of options at different strike levels can vary due to volatility shifts, liquidity constraints, or other market dynamics, adding an additional layer of uncertainty to the Fund's performance under this strategy.

ETF Risks.

Authorized Participants, Market Makers, and Liquidity Providers Concentration Risk. The Fund has a limited number of financial institutions that are authorized to purchase and redeem Shares directly from the Fund (known as "Authorized Participants" or "APs"). In addition, there may be a limited number of market makers and/or liquidity providers in the marketplace. To the extent either of the following events occur, Shares may trade at a material discount to NAV and possibly face delisting: (i) APs exit the business or otherwise become unable to process creation and/or redemption orders and no other APs step forward to perform these services; or (ii) market makers and/or liquidity providers exit the business or significantly reduce their business activities and no other entities step forward to perform their functions.

Cash Redemption Risk. The Fund's investment strategy may require it to redeem Shares for cash or to otherwise include cash as part of its redemption proceeds. For example, the Fund may not be able to redeem in-kind certain securities held by the Fund (e.g., derivative instruments). In such a case, the Fund may be required to sell or unwind portfolio investments to obtain the cash needed to distribute redemption proceeds. This may cause the Fund to recognize a capital gain that it might not have recognized if it had made a redemption in-kind. As a result, the Fund may pay out higher annual capital gain distributions than if the in-kind redemption process was used. By paying out higher annual capital gain distributions, investors may be subjected to increased capital gains taxes. Additionally, there may be brokerage costs or taxable gains or losses that may be imposed on the Fund in connection with a cash redemption that may not have occurred if the Fund had made a redemption in-kind. These costs could decrease the value of the Fund to the extent they are not offset by a transaction fee payable by an AP.

Costs of Buying or Selling Shares. Buying or selling Shares involves certain costs, including brokerage commissions, other charges imposed by brokers, and bid-ask spreads. The bid-ask spread represents the difference between the price at which an investor is willing to buy Shares and the price at which an investor is willing to sell Shares. The spread varies over time based on the Shares' trading volume and market liquidity. The spread is generally lower if Shares have more trading volume and market liquidity and higher if Shares have little trading volume and market liquidity. Due to the costs of buying or selling Shares, frequent trading of Shares may reduce investment results and an investment in Shares may not be advisable for investors who anticipate regularly making small investments.

Management Risk. The Fund is subject to management risk because it is an actively managed portfolio. In managing the Fund's investment portfolio, the portfolio managers will apply investment techniques and risk analyses that may not produce the desired result. There can be no guarantee that the Fund will meet its investment objective.

Shares May Trade at Prices Other Than NAV. As with all ETFs, Shares may be bought and sold in the secondary market at market prices. Although it is expected that the market price of Shares will approximate the Fund's NAV, there may be times when the market price of Shares is more than the NAV intra-day (premium) or less than the NAV intra-day (discount) due to supply and demand of Shares or during periods of market volatility. This risk is heightened in times of market volatility, periods of steep market declines, and periods when there is limited trading activity for Shares in the secondary market, in which case such premiums or discounts may be significant.

Trading. Although Shares are listed on a national securities exchange, such as NYSE Arca, Inc. (the "Exchange"), and may be traded on U.S. exchanges other than the Exchange, there can be no assurance that an active trading market for the Shares will develop or be maintained or that the Shares will trade with any volume, or at all, on any stock exchange. This risk may be greater for the Fund as it seeks to have exposure to a single underlying stock as opposed to a more diverse portfolio like a traditional pooled investment. In stressed market conditions, the liquidity of Shares may begin to mirror the liquidity of the Fund's underlying portfolio holdings, which can be significantly less liquid than Shares. Shares trade on the Exchange at a market price that may be below, at or above the Fund's NAV. Trading in Shares on the Exchange may be halted due to market conditions or for reasons that, in the view of the Exchange, make trading in Shares inadvisable. In addition, trading in Shares on the Exchange is subject to trading halts caused by extraordinary market volatility pursuant to the Exchange "circuit breaker" rules. There can be no assurance that the requirements of the Exchange necessary to maintain the listing of the Fund will continue to be met or will remain unchanged. In the event of an unscheduled market close for options contracts that reference a single stock, such as PYPL's securities being halted or a market wide closure, settlement prices will be determined by the procedures of the listing exchange of the options contracts. As a result, the Fund could be adversely affected and be unable to implement its investment strategies in the event of an unscheduled closing.

Economic and Market Risk. Economies and financial markets throughout the world are becoming increasingly interconnected, which increases the likelihood that events or conditions in one country or region will adversely impact markets or issuers in other countries or regions. Securities in the Fund's portfolio may underperform in comparison to securities in the general financial markets, a particular financial market, or other asset classes, due to a number of factors, including inflation (or expectations for inflation), deflation (or expectations for deflation), interest rates, global demand for particular products or resources, market instability, financial system instability, debt crises and downgrades, embargoes, tariffs, sanctions and other trade barriers, regulatory events, other governmental trade or market control programs and related geopolitical events. In addition, the value of the Fund's investments may be negatively affected by the occurrence of global events such as war, terrorism, environmental disasters, natural disasters or events, country instability, and infectious disease epidemics or pandemics. The imposition by the U.S. of tariffs on goods imported from foreign countries and reciprocal tariffs levied on U.S. goods by those countries also may lead to volatility and instability in domestic and foreign markets.

High Portfolio Turnover Risk. The Fund may actively and frequently trade all or a significant portion of the Fund's holdings. A high portfolio turnover rate increases transaction costs, which may increase the Fund's expenses. Frequent trading may also cause adverse tax consequences for investors in the Fund due to an increase in short-term capital gains.

Inflation Risk. Inflation risk is the risk that the value of assets or income from investments will be less in the future as inflation decreases the value of money. As inflation increases, the present value of the Fund's assets and distributions, if any, may decline.

Liquidity Risk. Some securities held by the Fund, including options contracts, may be difficult to sell or be illiquid, particularly during times of market turmoil. This risk is greater for the Fund as it will hold options contracts on a single security, and not a broader range of options contracts. Markets for securities or financial instruments could be disrupted by a number of events, including, but not limited to, an economic crisis, natural disasters, epidemics/pandemics, new legislation or regulatory changes inside or outside the United States. Illiquid securities may be difficult to value, especially in changing or volatile markets. If the Fund is forced to sell an illiquid security at an unfavorable time or price, the Fund may be adversely impacted. Certain market conditions or restrictions, such as market rules related to short sales, may prevent the Fund from limiting losses, realizing gains or achieving a high correlation with PYPL. There is no assurance that a security that is deemed liquid when purchased will continue to be liquid. Market illiquidity may cause losses for the Fund.

Money Market Instrument Risk. The Fund may use a variety of money market instruments for cash management purposes, including money market funds, depository accounts and repurchase agreements. Repurchase agreements are contracts in which a seller of securities agrees to buy the securities back at a specified time and price. Repurchase agreements may be subject to market and credit risk related to the collateral securing the repurchase agreement. Money market instruments, including money market funds, may lose money through fees or other means.

Non-Diversification Risk. Because the Fund is “non-diversified,” it may invest a greater percentage of its assets in the securities of a single issuer or a smaller number of issuers than if it was a diversified fund. As a result, a decline in the value of an investment in a single issuer or a smaller number of issuers could cause the Fund’s overall value to decline to a greater degree than if the Fund held a more diversified portfolio. This may increase the Fund’s volatility and cause the performance of a relatively smaller number of issuers to have a greater impact on the Fund’s performance.

Operational Risk. The Fund is subject to risks arising from various operational factors, including, but not limited to, human error, processing and communication errors, errors of the Fund’s service providers, counterparties or other third-parties, failed or inadequate processes and technology or systems failures. The Fund relies on third-parties for a range of services, including custody. Any delay or failure relating to engaging or maintaining such service providers may affect the Fund’s ability to meet its investment objective. Although the Fund, and Adviser seek to reduce these operational risks through controls and procedures, there is no way to completely protect against such risks.

Single Issuer Risk. Issuer-specific attributes may cause an investment in the Fund to be more volatile than a traditional pooled investment which diversifies risk or the market generally. The value of the Fund, which focuses on an individual security (PYPL), may be more volatile than a traditional pooled investment or the market as a whole and may perform differently from the value of a traditional pooled investment or the market as a whole.

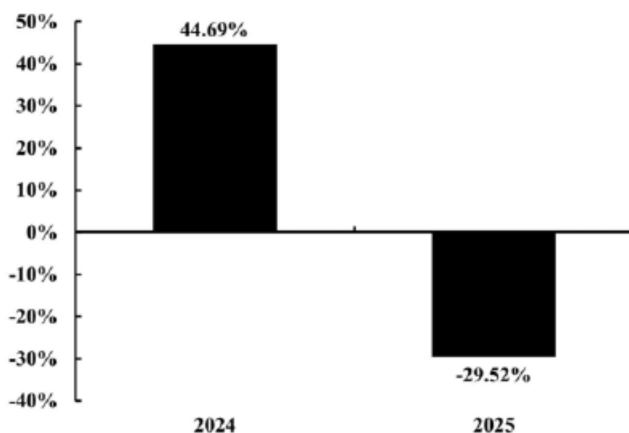
Tax Risk. The Fund intends to elect and to qualify each year to be treated as a regulated investment company (“RIC”) under Subchapter M of the Internal Revenue Code of 1986, as amended (“Code”). As a RIC, the Fund will not be subject to U.S. federal income tax on the portion of its net investment income and net capital gain that it distributes to Shareholders, provided that it satisfies certain requirements of the Code. If the Fund does not qualify as a RIC for any taxable year and certain relief provisions are not available, the Fund’s taxable income will be subject to tax at the Fund level and to a further tax at the shareholder level when such income is distributed. To comply with the asset diversification test applicable to a RIC, the Fund will attempt to ensure that the value of options it holds is never 25% of the total value of Fund assets at the close of any quarter. If the Fund’s investments in options were to exceed 25% of the Fund’s total assets at the end of a tax quarter, the Fund, generally, has a grace period to cure such lack of compliance. If the Fund fails to timely cure, it may no longer be eligible to be treated as a RIC.

U.S. Government and U.S. Agency Obligations Risk. The Fund may invest in securities issued by the U.S. government or its agencies or instrumentalities. U.S. Government obligations include securities issued or guaranteed as to principal and interest by the U.S. Government, its agencies or instrumentalities, such as the U.S. Treasury. Payment of principal and interest on U.S. Government obligations may be backed by the full faith and credit of the United States or may be backed solely by the issuing or guaranteeing agency or instrumentality itself. In the latter case, the investor must look principally to the agency or instrumentality issuing or guaranteeing the obligation for ultimate repayment, which agency or instrumentality may be privately owned. There can be no assurance that the U.S. Government would provide financial support to its agencies or instrumentalities (including government-sponsored enterprises) where it is not obligated to do so.

Performance

The following performance information provides some indication of the risks of investing in the Fund by showing changes in the Fund’s performance over time. The following bar chart shows the Fund’s annual returns. The table illustrates how the Fund’s average annual returns for the 1-year and since inception periods compare with those of a broad measure of market performance. Although past performance of the Fund is no guarantee of how it will perform in the future, historical performance may give you some indication of the risks of investing in the Fund. Updated performance information is available on the Fund’s website at www.yieldmaxetfs.com.

Calendar Year Ended December 31 ,



During the period of time shown in the bar chart, the Fund’s highest quarterly return was 34.82% for the quarter ended September 30, 2024 and the lowest quarterly return was -19.37% for the quarter ended March 31, 2025.

Average Annual Total Returns

For the Periods Ended December 31, 2025

	1 Year	Since Inception September 25, 2023
Return Before Taxes	-29.52%	3.53%
Return After Taxes on Distributions	-29.52%	-5.38%
Return After Taxes on Distributions and Sale of Fund Shares	-17.48%	-0.14%
S&P 500® Total Return Index (reflects no deduction for fees, expenses, or taxes) ⁽¹⁾	17.88%	23.99%

⁽¹⁾ The S&P 500® Total Return Index is a free-float market capitalization-weighted index of 500 of the largest U.S. companies. The index is calculated on a total return basis with dividends reinvested.

After-tax returns are calculated using the historical highest individual federal marginal income tax rates during the period covered by the table above and do not reflect the impact of state and local taxes. Actual after-tax returns depend on an investor’s tax situation and may differ from those shown. After-tax returns shown are not relevant to investors who hold their Shares through tax-deferred or other tax-advantaged arrangements such as an individual retirement account (“IRA”).

Management

Investment Adviser: Tidal Investments LLC (the “Adviser”) serves as investment adviser to the Fund.

Portfolio Managers:

The following individuals are jointly and primarily responsible for the day-to-day management of the Fund.

Jay Pestrighelli, Portfolio Manager for the Adviser, has been a portfolio manager of the Fund since its inception in 2023.

Scott Snyder, Portfolio Manager for the Adviser, has been a portfolio manager of the Fund since February of 2026.

Matt Brandt, Portfolio Manager for the Adviser, has been a portfolio manager of the Fund since February of 2026.

Purchase and Sale of Shares

The Fund issues and redeems Shares at NAV only in large blocks known as “Creation Units,” which only Authorized Participants (APs) (typically, broker-dealers) may purchase or redeem. The Fund generally issues and redeems Creation Units in exchange for a portfolio of securities (the “Deposit Securities”) and/or a designated amount of U.S. cash.

Shares are listed on the Exchange, and individual Shares may only be bought and sold in the secondary market through brokers at market prices, rather than NAV. Because Shares trade at market prices rather than NAV, Shares may trade at a price greater than NAV (premium) or less than NAV (discount).

An investor may incur costs attributable to the difference between the highest price a buyer is willing to pay to purchase Shares (the “bid” price) and the lowest price a seller is willing to accept for Shares (the “ask” price) when buying or selling Shares in the secondary market. This difference in bid and ask prices is often referred to as the “bid-ask spread.”

Information regarding the Fund's NAV, market price, how often Shares traded on the Exchange at a premium or discount, and the median bid-ask spreads can be found on the Fund's website at www.yieldmaxetfs.com.

Tax Information

Fund distributions are generally taxable as ordinary income, qualified dividend income, or capital gains (or a combination), unless an investment is in an individual retirement account ("IRA") or other tax-advantaged account. Distributions on investments made through tax-deferred arrangements may be taxed later upon withdrawal of assets from those accounts.

Financial Intermediary Compensation

If you purchase Shares through a broker-dealer or other financial intermediary (such as a bank) (an "Intermediary"), the Adviser or its affiliates may pay Intermediaries for certain activities related to the Fund, including participation in activities that are designed to make Intermediaries more knowledgeable about exchange-traded products, including the Fund, or for other activities, such as marketing, educational training, or other initiatives related to the sale or promotion of Shares. These payments may create a conflict of interest by influencing the Intermediary and your salesperson to recommend the Fund over another investment. Any such arrangements do not result in increased Fund expenses. Ask your salesperson or visit the Intermediary's website for more information.

YieldMax[®] ROKU Option Income Strategy ETF - FUND SUMMARY

Investment Objective

The Fund's primary investment objective is to seek current income. The Fund's secondary investment objective is to seek exposure to the share price of the common stock of ROKU, Inc. ("ROKU" or "Underlying Security"), subject to a limit on potential investment gains.

Fees and Expenses of the Fund

This table describes the fees and expenses that you may pay if you buy, hold, and sell shares of the Fund ("Shares"). **You may pay other fees, such as brokerage commissions and other fees to financial intermediaries, which are not reflected in the table and Example below.**

Annual Fund Operating Expenses⁽¹⁾ (expenses that you pay each year as a percentage of the value of your investment)

Management Fee	0.99%
Distribution and Service (12b-1) Fees	None
Other Expenses ⁽²⁾	0.00%
Total Annual Fund Operating Expenses	<u>0.99%</u>

⁽¹⁾ The Fund's investment adviser, Tidal Investments LLC (the "Adviser"), a Tidal Financial Group company, will pay, or require a sub-adviser to pay, all expenses incurred by the Fund (except for advisory fees and sub-advisory fees, as the case may be) excluding interest charges on any borrowings made for investment purposes, dividends and other expenses on securities sold short, taxes, brokerage commissions and other expenses incurred in placing orders for the purchase and sale of securities and other investment instruments, acquired fund fees and expenses, accrued deferred tax liability, distribution fees and expenses paid by the Fund under any distribution plan adopted pursuant to Rule 12b-1 under the Investment Company Act of 1940, as amended (the "1940 Act"), and litigation expenses and other non-routine or extraordinary expenses.

⁽²⁾ Based on estimated amounts for the current fiscal year.

Expense Example

This Example is intended to help you compare the cost of investing in the Fund with the cost of investing in other funds. The Example assumes that you invest \$10,000 in the Fund for the time periods indicated and then redeem or hold all of your Shares at the end of those periods. The Example also assumes that your investment has a 5% return each year and that the Fund's operating expenses remain the same. The Example does not take into account brokerage commissions that you may pay on your purchases and sales of Shares. Although your actual costs may be higher or lower, based on these assumptions your costs would be:

	1 Year	3 Years
	\$101	\$315

Portfolio Turnover

The Fund pays transaction costs, such as commissions, when it buys and sells securities (or "turns over" its portfolio). A higher portfolio turnover rate may indicate higher transaction costs and may result in higher taxes when Shares are held in a taxable account. These costs, which are not reflected in total annual fund operating expenses or in the expense example above, affect the Fund's performance. Because the Fund has not commenced operations as of the date of this Prospectus, portfolio turnover information is not yet available.

Principal Investment Strategies

The Fund is an actively managed exchange-traded fund ("ETF") that seeks current income while providing exposure to the share price (*i.e.*, the price returns) of the Underlying Security, subject to participation in a portion of potential investment gains. The Fund will employ its investment strategy as it relates to the Underlying Security regardless of whether there are periods of adverse market, economic, or other conditions and will not take temporary defensive positions during such periods. As further described below, the Fund uses either a synthetic covered call strategy or a synthetic covered call spread strategy to seek to generate options premiums and provide indirect exposure to the share price returns of the Underlying Security, subject to participation in a portion of potential investment gains as a result of the nature of the options strategy it employs. That is, the Fund not only seeks to generate options premiums but also aims to derive gains when the value of the Underlying Security increases. The Fund's options contracts provide:

- indirect exposure to the share price returns of the Underlying Security,
- option premiums, and
- participation in a portion of gains, if any, of the share price returns of the Underlying Security.

For more information, see sections “The Fund’s Use of Underlying Security Option Contracts” and “Synthetic Covered Call Strategy” below.

Why invest in the Fund?

- The Fund seeks to generate weekly cash distributions, which is not dependent on the price appreciation of the Underlying Security.
- The Fund seeks to participate in a portion of the gains experienced by the Underlying Security.

That is, although the Fund may not fully participate in gains in the Underlying Security’s stock price, the Fund’s portfolio is designed to generate options premiums.

An Investment in the Fund is not an investment in the Underlying Security.

- **The Fund’s strategy will capture only a portion of its potential gains if the Underlying Security’s stock price increase in value.**
- **The Fund’s strategy is subject to all potential losses if the Underlying Security’s stock price decrease in value, which may not be offset by the options premiums received by the Fund.**
- The Fund may from time to time invest directly in the Underlying Security.
- Fund shareholders are not entitled to any Underlying Security dividends, except to the extent the Fund invests directly in the Underlying Security.

While the Fund seeks to provide current income pursuant to its investment objective, a portion (sometimes significant) of the Fund’s distributions may be classified as return of capital (“ROC”) for financial or tax reporting purposes. Generally speaking, ROC refers to the portion of a distribution from an investment that represents a return of the original investment (principal) rather than income or profit. Accordingly, such distributions do not necessarily reflect the Fund’s income or yield. See the prospectus section titled “Additional Information About the Funds” for more information about option premiums and ROC.

Additional information regarding the Underlying Security is also set forth below.

The Fund’s Use of Underlying Security Option Contracts

As part of the Fund’s synthetic covered call strategy and synthetic covered call spread strategy, the Fund will purchase and sell a combination of standardized exchange-traded and FLEXible EXchange® (“FLEX”) call and put option contracts that are based on the value of the price returns of the Underlying Security.

- In general, an option contract gives the purchaser of the option contract the right to purchase (for a call option) or sell (for a put option) the underlying asset (like shares of the Underlying Security) at a specified price (the “strike price”).
- If exercised, an option contract obligates the seller to deliver shares (for a sold or “short” call) or buy shares (for a sold or “short” put) of the underlying asset at a specified price (the “strike price”).
- Options contracts must be exercised or traded to close within a specified time frame, or they expire. See the chart in section “Fund Portfolio” below for a description of the option contracts utilized by the Fund.

Standardized exchange-traded options include standardized terms. FLEX options are also exchange-traded, but they allow for customizable terms (e.g., the strike price can be negotiated). For more information on FLEX options, see “Additional Information about the Funds – Exchange Traded Options Portfolio.”

The Fund’s options contracts are based on the value of the Underlying Security, which gives the Fund the right or obligation to receive or deliver shares of the Underlying Security on the expiration date of the applicable option contract in exchange for the stated strike price, depending on whether the option contract is a call option or a put option, and whether the Fund purchases or sells the option contract.

Covered Call Strategy

In seeking to achieve its investment objective, the Fund may implement a “*synthetic* covered call” and, to a lesser extent, a “*traditional* covered call” strategy using the standardized exchange-traded and FLEX options described above.

- A *traditional* covered call strategy is an investment strategy where an investor (the Fund) sells a call option on an underlying security it owns.
- A *synthetic* covered call strategy is similar to a traditional covered call strategy in that the investor sells a call option that is based on the value of the underlying security. However, in a synthetic covered call strategy, the investor (the Fund) does not own the underlying security, but rather seeks to *synthetically* replicate 100% of the price movements of the underlying security through the use of various investment instruments.

The Fund's covered call strategies consists of the following three elements, each of which is described in greater detail farther below:

- Direct or synthetic long exposure to the Underlying Security, which allows the Fund to seek to participate in the changes, up or down, in the price of shares of the Underlying Security.
- Covered call writing (where the Underlying Security's call options are sold against the synthetic long portion of the strategy), which allows the Fund to generate options premiums.
- U.S. Treasuries, which are used for collateral for the options, and which generate income.

1. Long Exposure (Synthetic or Direct)

Synthetic Long Exposure: To achieve a synthetic long exposure to the Underlying Security, the Fund will buy the Underlying Security's call options and, simultaneously, sell the Underlying Security's put options to try to replicate the price movements of the Underlying Security. The call options purchased by the Fund and the put options sold by the Fund will generally have one-month to six-month terms and strike prices that are approximately equal to the then-current share price of the Underlying Security at the time the contracts are purchased and sold, respectively. The combination of the long call options and sold put options provides the Fund with indirect investment exposure equal to approximately 100% of the Underlying Security for the duration of the applicable options exposure.

In addition, the Fund may use other instruments and transactions to gain synthetic exposure to the Underlying Security. For example, the Fund may enter into swap contracts that provide exposure to the Underlying Security. The Fund also may utilize additional options strategies, including purchasing call options that are "deep in the money" (i.e., the Underlying Security's price is well above the strike price on the call option).

Direct Long Exposure: The Fund may directly hold equity securities of the Underlying Security.

2. Covered Call Strategies

Covered Call Strategy

As part of its strategy, the Fund will write (sell) call option contracts on the Underlying Security to generate options premiums. These written call options will generally be sold short (i.e., selling a position it does not currently own). The Fund will seek to participate in the share price appreciation of the Underlying Security, if any. However, due to the nature of covered call strategies, the Fund's participation may be subject to a cap (as described below). In this strategy, the call options written (sold) by the Fund will generally have 1- month or less expiration dates (the "Call Period") and generally have a strike price that is approximately 0%-15% above the then-current share price of the Underlying Security.

It is important to note that the sale of the Underlying Security call option contracts will limit the Fund's participation in the appreciation in the Underlying Security's stock price. If the stock price of the Underlying Security increases, the above-referenced synthetic long exposure alone would allow the Fund to experience similar percentage gains. However, if the Underlying Security's stock price appreciates beyond the strike price of one or more of the sold (short) call option contracts, the Fund will lose money on those short call positions, and the losses will, in turn, limit the upside return of the Fund's synthetic long exposure. As a result, the Fund's overall strategy (i.e., the combination of the synthetic long exposure to the Underlying Security and the sold (short) the Underlying Security call positions) will limit the Fund's participation in gains in the Underlying Security's stock price beyond a certain point.

Covered Call Spread Strategy

The Adviser will employ the Covered Call Spread Strategy when it believes it is a better strategy for the Fund as compared to the Covered Call Strategy. The Fund may write (sell) credit call spreads (described below) rather than stand-alone call option contracts to seek greater participation in the potential appreciation of its Underlying Security's share price, while still generating net options premiums. The Adviser will primarily employ this covered call spread strategy when it believes that the share price of its Underlying Security is likely to rise significantly in the short term (e.g., following a substantial selloff or overall positive market news). Additionally, the Adviser may use this strategy in other scenarios (e.g., if the market is undervaluing further out-of-the-money options relative to near-the-money options), where it believes the use of credit call spreads may prove more advantageous to the Fund's total return than the covered call strategy.

A credit call spread involves selling a call option while simultaneously buying a call option with a higher strike price, both with the same expiration date. By writing credit call spreads, the Fund can potentially offset losses incurred from its short call positions if the Underlying Security's share price rises above the strike price.

3. U.S. Treasuries

The Fund will hold short-term U.S. Treasury securities as collateral in connection with the Fund's synthetic covered call strategy. The Fund may also invest in pooled vehicles (e.g., mutual funds and ETFs) that invest in U.S Treasuries.

The Fund intends to continuously maintain exposure to the Underlying Security, primarily through the use of options contracts. As the options contracts it holds are exercised or expire it may enter into new options contracts, a practice referred to as “rolling.” The Fund’s practice of rolling options may result in high portfolio turnover.

Fund’s Weekly Distributions

The Fund will seek to provide weekly cash distributions. The Fund will seek to generate such distributions in the following ways:

- Writing (selling) call option contracts on its Underlying Security as described above to generate options premiums. A premium, in this context, refers to the price the option buyer pays to the option seller (the Fund) for the rights granted by the option. The amount of these premiums is largely affected by the fluctuations in the Underlying Security’s stock prices. However, other elements like interest rates can also influence the level of premiums.
- Investing in short-term U.S. Treasury securities. The income generated by these securities will be influenced by interest rates at the time of investment.
- In addition, the Fund’s use of the Covered Call Spread Strategy may occasionally allow it to capture a substantial portion of any significant increase in the price of its Underlying Security. When this happens, the Fund could receive profits exceeding the initial cost of the call options, and the Fund’s distributions may include some of those profits.

Fund’s Return Profile vs its Underlying Security

For the reasons stated above, the Fund’s performance will differ from that of the Underlying Security’s stock price. The performance differences will depend on, among other things, the price of the Underlying Security, changes in the value of the Underlying Security options contracts the Fund holds, and changes in the value of the U.S. Treasuries.

Fund Portfolio

Principal Holdings		
Portfolio Holdings (All derivative instruments are based on the value of the Underlying Security)	Investment Terms	Expected Target Maturity
Purchased call option contracts	<p>“at-the-money” (<i>i.e.</i>, the strike price is equal to the then-current share price of the Underlying Security at the time of purchase) to provide indirect exposure to positive price returns of the Underlying Security.</p> <p>If the Underlying Security share price increases, these options will generate corresponding increases to the Fund.</p>	1-month to 6-month expiration dates
Sold put option contracts	<p>“at-the-money” (<i>i.e.</i>, the strike price is equal to the then-current share price of the Underlying Security at the time of sale).</p> <p>They are sold to help pay for the purchased call options described above.</p> <p>However, the sold put option contracts provide exposure to the full extent of any share price losses experienced by the Underlying Security.</p>	1-month to 6-month expiration dates
Sold (short) call option contracts (<i>Covered Call Strategy</i>)	<p>The strike price is approximately 0%-15% more than the then-current share price of the Underlying Security at the time of sale.</p> <p>They generate options premiums. However, they also limit some potential positive returns that the Fund may have otherwise experienced from gains in the Underlying Security’s share price.</p>	1-month or less expiration dates

Principal Holdings		
Portfolio Holdings (All derivative instruments are based on the value of the Underlying Security)	Investment Terms	Expected Target Maturity
Sold (short) call option contracts <i>(Covered Call Spread Strategy)</i>	The strike price is approximately 0%-15% more than the then-current share price of the Fund's Underlying Security at the time of sale. Sold call option contracts provide inverse exposure to the full extent of any increases in the value experienced by the Fund's Underlying Security, minus the premium received.	1-month or less expiration dates
Purchased call option contracts <i>(Covered Call Spread Strategy)</i>	"out-of-the-money" (i.e., the strike price is above the strike price of the corresponding Covered Call Spread Strategy sold call). Bought call option contracts provide exposure to the full extent of any increases in the value experienced by the Fund's Underlying Security above the option's strike price.	1-month or less expiration dates
Purchased call option contracts <i>(Deep-in-the-money synthetic long exposure)</i>	"Deep in the money" (i.e., the Underlying Security's price is well above the strike price on the call option) to provide synthetic long exposure designed to closely track price movements of the Underlying Security. These options are expected to exhibit greater sensitivity to changes in the Underlying Security's share price than out-of-the-money or at-the-money calls.	1-month to 6-month expiration dates
Swap contracts	The Fund may enter into swap contracts that provide exposure to the Underlying Security's price movements (and/or total return), generally in exchange for a financing rate and/or other contractual payments. Swap contracts may be used as an alternative or supplement to options positions to obtain exposure to the Underlying Security.	13-month to 60-month terms
Equity securities of the Underlying Security <i>(Direct holdings)</i>	The Fund may purchase and hold shares of the Underlying Security to obtain direct exposure to the Underlying Security's price movements and any distributions.	NA
U.S Treasury Securities and Cash	Multiple series of U.S. Treasury Bills supported by the full faith and credit of the U.S. government. These instruments are used as collateral for the Fund's derivative investments. They will also generate income.	6-month to 2-year maturities

The market value of the cash and treasuries held by the Fund is generally expected to be between 25% and 100% of the Fund's net assets and the market value of the options package is generally expected to be between 0% and 50% of the Fund's net assets (though actual exposures may deviate from these ranges from time to time). In terms of notional value, the combination of these investment instruments provides indirect investment exposure to the Underlying Security equal to at least 95% of the Fund's total assets.

Under normal circumstances, the Fund will invest at least 80% of its net assets, plus borrowings for investment purposes, in securities and financial instruments that provide indirect exposure to ROKU.

The Fund is classified as "non-diversified" under the 1940 Act.

There is no guarantee that the Fund’s investment strategy will be properly implemented, and an investor may lose some or all of its investment.

ROKU, Inc. (“ROKU”)

ROKU is a TV streaming platform in the United States and internationally. ROKU is listed on The Nasdaq Global Select Market. Per ROKU’s most recent Form 10-K filing, the aggregate market value of the voting stock held by non-affiliates of ROKU, as of the most recent available data at time of drafting this prospectus (June 30, 2025), was approximately \$9.7 billion.

ROKU is registered under the Securities Exchange Act of 1934, as amended (the “Exchange Act”). Information provided to or filed with the SEC by ROKU pursuant to the Exchange Act can be located by reference to the SEC file number 001-38211 through the SEC’s website at www.sec.gov. In addition, information regarding ROKU may be obtained from other sources including, but not limited to, press releases, newspaper articles and other publicly disseminated documents.

This document relates only to the securities offered hereby and does not relate to ROKU or other securities of ROKU. The Fund has derived all disclosures contained in this document regarding ROKU from publicly available documents. None of the Fund, the Trust, the Adviser, or their respective affiliates has participated in the preparation of such publicly available offering documents or made any due diligence inquiry regarding such documents with respect to ROKU. None of the Fund, the Trust, the Adviser, or their respective affiliates makes any representation that such publicly available documents or any other publicly available information regarding ROKU is accurate or complete. Furthermore, the Fund cannot give any assurance that all events occurring prior to the date hereof (including events that would affect the accuracy or completeness of the publicly available documents described above) that would affect the trading price of ROKU (and therefore the price of the Fund at the time we price the securities) have been publicly disclosed. Subsequent disclosure of any such events or the disclosure of or failure to disclose material future events concerning ROKU could affect the value received with respect to the securities and therefore the value of the securities.

None of the Fund, the Trust, the Adviser, or their respective affiliates makes any representation to you as to the performance of ROKU.

NONE OF THE FUND, TIDAL TRUST II, OR TIDAL INVESTMENTS LLC IS AFFILIATED, CONNECTED, OR ASSOCIATED WITH ROKU. THE FUND WAS NOT DEVELOPED OR CREATED BY, AND IS NOT SPONSORED, ENDORSED, OR APPROVED BY, ROKU.

Moreover, ROKU has not participated in the development of the Fund’s investment strategy. ROKU does not select or approve the Fund’s portfolio holdings, nor does it participate in the construction, design, or implementation of the Fund. ROKU does not provide any assurances, guarantees, or representations regarding the Fund or its performance. Nothing herein shall be construed as an offer of any security by ROKU.

None of the Fund, the Trust, the Adviser, or their respective affiliates claim any ownership interest in any trademarks owned by ROKU, Inc. or ROKU. All rights in the trademarks are reserved by their respective owners.

Due to the Fund’s investment strategy, the Fund’s investment exposure is concentrated in (or substantially exposed to) the same industry as that assigned to ROKU. As of the date of the Prospectus, ROKU is assigned to the entertainment industry.

Principal Investment Risks

The principal risks of investing in the Fund are summarized below. As with any investment, there is a risk that you could lose all or a portion of your investment in the Fund. Some or all of these risks may adversely affect the Fund’s net asset value (“NAV”) per share, trading price, yield, total return, and/or ability to meet its objective. For more information about the risks of investing in the Fund, see the section in the Fund’s Prospectus titled “Additional Information About the Funds—Principal Risks of Investing in the Funds.”

An investment in the Fund entails risk. The Fund may not achieve its investment objective and there is a risk that you could lose all of your money invested in the Fund. The Fund is not a complete investment program. It is important that investors closely review all of the risks listed below and understand them before making an investment in the Fund.

Each risk summarized below is considered a “principal risk” of investing in the Fund, regardless of the order in which they appear.

ROKU Risk. The Fund invests in options contracts and swaps that are based on the value of ROKU and may also invest directly in ROKU. These investments in options contracts and swaps subject the Fund to certain of the same risks as if it owned shares of ROKU, even though it may not; although at times the Fund may also hold shares of ROKU directly. By virtue of these investments, the Fund may be subject to the following risks:

Indirect Investment in ROKU Risk. ROKU is not affiliated with the Trust, the Fund, the Adviser, or their respective affiliates and is not involved with this offering in any way and has no obligation to consider your Shares in taking any corporate actions that might affect the value of Shares. Investors in the Fund will not have voting rights and will not be able to influence the management of ROKU but will be exposed to the performance of ROKU (the underlying stock). Except to the extent the Fund invests directly in ROKU, investors in the Fund will not have rights to receive dividends or other distributions or any other rights with respect to the underlying stock but will be subject to declines in the performance of the underlying stock.

ROKU Trading Risk. The trading price of ROKU may exhibit high volatility and could continue to experience wide fluctuations due to various factors. The stock market at large, and the market for entertainment companies specifically, has seen extreme price and volume fluctuations often unrelated or disproportionate to the operating performance of these entities. Notably, a sizable proportion of ROKU shares may be traded by short sellers, potentially impacting the supply and demand for ROKU's common stock and further influencing volatility in its market price. Public perception and other external factors beyond ROKU's control may also impact ROKU's stock price, especially given ROKU attracting a disproportionate degree of public attention, irrespective of actual operating performance. Furthermore, in the past, following periods of market volatility and fluctuation in a company's stock price, securities class action litigation has often been initiated against such companies. Similar stockholder litigation has been filed against ROKU previously. While ROKU continues to defend against such actions, any adverse judgment, or any future stockholder litigation could result in substantial costs and divert the management of ROKU's focus and resources. In the event trading of ROKU is halted, trading in shares of the Fund may be affected, either temporarily or indefinitely.

ROKU Performance Risk. ROKU may fail to meet its publicly announced guidelines or other expectations about its business, which could cause the price of ROKU to decline. ROKU provides guidance regarding its expected financial and business performance, such as projections regarding sales and production, as well as anticipated future revenues, gross margins, profitability and cash flows. Correctly identifying key factors affecting business conditions and predicting future events is inherently an uncertain process, and the guidance ROKU provides may not ultimately be accurate and has in the past been inaccurate in certain respects, such as the timing of new product manufacturing ramps. The guidance is based on certain assumptions such as those relating to global and local economic conditions, anticipated production and sales volumes (which generally are not linear throughout a given period), average sales prices, supplier and commodity costs, and planned cost reductions. If ROKU's guidance is not accurate or varies from actual results due to its inability to meet the assumptions or the impact on its financial performance that could occur as a result of various risks and uncertainties, the market value of common stock issued by ROKU could decline significantly.

Entertainment Industry Risk: The entertainment industry, which is a separate industry within the communication services sector, is highly competitive and relies on consumer spending and the availability of disposable income for success. The prices of the securities of companies in the entertainment industry may fluctuate widely due to competitive pressures, heavy expenses incurred for research and development of products, problems related to bringing products to market, consumer preferences and rapid obsolescence of products. Legislative or regulatory changes and increased government supervision also may affect companies in the entertainment industry.

Derivatives Risk. Derivatives are financial instruments that derive value from the underlying reference asset or assets, such as stocks, bonds, or funds (including ETFs), interest rates or indexes. The Fund's investments in derivatives may pose risks in addition to, and greater than, those associated with directly investing in securities or other ordinary investments, including risk related to the market, imperfect correlation with underlying investments or the Fund's other portfolio holdings, higher price volatility, lack of availability, counterparty risk, liquidity, valuation and legal restrictions. The use of derivatives is a highly specialized activity that involves investment techniques and risks different from those associated with ordinary portfolio securities transactions. The use of derivatives may result in larger losses or smaller gains than directly investing in securities. When the Fund uses derivatives, there may be an imperfect correlation between the value of ROKU and the derivative, which may prevent the Fund from achieving its investment objective. Because derivatives often require only a limited initial investment, the use of derivatives may expose the Fund to losses in excess of those amounts initially invested. In addition, the Fund's investments in derivatives are subject to the following risks:

Options Contracts. The use of options contracts involves investment strategies and risks different from those associated with ordinary portfolio securities transactions. The prices of options are volatile and are influenced by, among other things, actual and anticipated changes in the value of the underlying instrument, including the anticipated volatility, which are affected by fiscal and monetary policies and by national and international political, changes in the actual or implied volatility or the reference asset, the time remaining until the expiration of the option contract and economic events. For the Fund in particular, the value of the options contracts in which it invests is substantially influenced by the value of ROKU. The Fund may experience substantial downside from specific option positions and certain option positions held by the Fund may expire worthless. The options held by the Fund are exercisable at the strike price on their expiration date. As an option approaches its expiration date, its value typically increasingly moves with the value of the underlying instrument. However, prior to such date, the value of an option generally does not increase or decrease at the same rate as the underlying instrument. There may at times be an imperfect correlation between the movement in the values of options contracts and the underlying instrument, and there may at times not be a liquid secondary market for certain options contracts. The value of the options held by the Fund will be determined based on market quotations or other recognized pricing methods. Additionally, as the Fund intends to continuously maintain indirect exposure to ROKU through the use of options contracts, as the options contracts it holds are exercised or expire it will enter into new options contracts, a practice referred to as “rolling.” If the expiring options contracts do not generate proceeds enough to cover the cost of entering into new options contracts, the Fund may experience losses.

Swap Agreements Risk. The use of swap transactions is a highly specialized activity, which involves investment techniques and risks different from those associated with ordinary portfolio securities transactions. Whether the Fund will be successful in using swap agreements to achieve its investment goal depends on the ability of the Adviser to structure such swap agreements in accordance with the Fund’s investment objective and to identify counterparties for those swap agreements. If the Adviser is unable to enter into swap agreements that provide leveraged exposure to the Underlying Security, the Fund may not meet its stated investment objective. Additionally, any financing, borrowing or other costs associated with using swap transactions may also have the effect of lowering the Fund’s return.

The swap agreements in which the Fund invests are generally traded in the over-the-counter market, which generally has less transparency than exchange-traded derivatives instruments. In a standard swap transaction, two parties agree to exchange the return (or differentials in rates of return) earned or realized on particular predetermined reference assets or underlying securities or instruments. The gross return to be exchanged or swapped between the parties is calculated based on a notional amount or the return on or change in value of a particular dollar amount invested in a basket of securities.

If the Underlying Security has a dramatic move that causes a material decline in the Fund’s net assets, the terms of a swap agreement between the Fund and its counterparty may permit the counterparty to immediately close out the swap transaction with the Fund. In that event, the Fund may be unable to enter into another swap agreement or invest in other derivatives to achieve exposure consistent with the Fund’s investment objective. This may prevent the Fund from achieving its objective, even if the Underlying Security later reverses all or a portion of its movement.

Counterparty Risk. The Fund is subject to counterparty risk by virtue of its investments in options contracts. Transactions in some types of derivatives, including options, are required to be centrally cleared (“cleared derivatives”). In a transaction involving cleared derivatives, the Fund’s counterparty is a clearing house rather than a bank or broker. Since the Fund is not a member of clearing houses and only members of a clearing house (“clearing members”) can participate directly in the clearing house, the Fund will hold cleared derivatives through accounts at clearing members. In cleared derivatives positions, the Fund will make payments (including margin payments) to and receive payments from a clearing house through their accounts at clearing members. Customer funds held at a clearing organization in connection with any options contracts are held in a commingled omnibus account and are not identified to the name of the clearing member’s individual customers. As a result, assets deposited by the Fund with any clearing member as margin for options may, in certain circumstances, be used to satisfy losses of other clients of the Fund’s clearing member. In addition, although clearing members guarantee performance of their clients’ obligations to the clearing house, there is a risk that the assets of the Fund might not be fully protected in the event of the clearing member’s bankruptcy, as the Fund would be limited to recovering only a pro rata share of all available funds segregated on behalf of the clearing member’s customers for the relevant account class. The Fund is also subject to the risk that a limited number of clearing members are willing to transact on the Fund’s behalf, which heightens the risks associated with a clearing member’s default. This risk is greater for the Fund as it seeks to hold options contracts on a single security, and not a broader range of options contracts, which may limit the number of clearing members that are willing to transact on the Fund’s behalf. If a clearing member defaults the Fund could lose some or all of the benefits of a transaction entered into by the Fund with the clearing member. If the Fund cannot find a clearing member to transact with on the Fund’s behalf, the Fund may be unable to effectively implement its investment strategy.

Price Participation Risk. The Fund employs an investment strategy that includes the sale of call option contracts, which limits the degree to which the Fund will participate in increases in value experienced by ROKU over the Call Period. This means that if ROKU experiences an increase in value above the strike price of the sold call options during a Call Period, the Fund will likely not experience that increase to the same extent and may significantly underperform ROKU over the Call Period. Additionally, because the Fund is limited in the degree to which it will participate in increases in value experienced by ROKU over each Call Period, but has full exposure to any decreases in value experienced by ROKU over the Call Period, the NAV of the Fund may decrease over any given time period. The Fund's NAV is dependent on the value of each options portfolio, which is based principally upon the performance of ROKU. The degree of participation in ROKU gains the Fund will experience will depend on prevailing market conditions, especially market volatility, at the time the Fund enters into the sold call option contracts and will vary from Call Period to Call Period. The value of the options contracts is affected by changes in the value and dividend rates of ROKU, changes in interest rates, changes in the actual or perceived volatility of ROKU and the remaining time to the options' expiration, as well as trading conditions in the options market. As the price of ROKU changes and time moves towards the expiration of each Call Period, the value of the options contracts, and therefore the Fund's NAV, will change. However, it is not expected for the Fund's NAV to directly correlate on a day-to-day basis with the returns of ROKU. The amount of time remaining until the options contract's expiration date affects the impact of the potential options premiums on the Fund's NAV, which may not be in full effect until the expiration date of the Fund's options contracts. Therefore, while changes in the price of the ROKU will result in changes to the Fund's NAV, the Fund generally anticipates that the rate of change in the Fund's NAV will be different than that experienced by ROKU.

Equity Market Risk. The prices of equity securities rise and fall daily. These price movements may result from factors affecting individual issuers, industries or the stock market as a whole. In addition, equity markets tend to move in cycles which may cause stock prices to fall over a short and extended periods of time. In a declining stock market, stock prices for all companies may decline, regardless of their long-term prospects.

Distribution Risk. The Fund seeks to provide weekly cash distributions. There is no assurance that the Fund will make a distribution in any given week. If the Fund does make distributions, the amounts of such distributions will likely vary greatly from one distribution to the next. Additionally, the weekly distributions, if any, may consist of returns of capital, which would decrease the Fund's NAV and trading price over time. As a result, an investor may suffer significant losses to their investment. In addition, while the underlying stock may pay dividends, the Fund's returns will not include any dividends paid by the underlying stock (except to the extent the Fund invests directly in ROKU), and any income generated by the Fund may be less than the income generated by a direct investment in the underlying stock.

NAV Erosion Risk Due to Distributions. When the Fund makes a distribution, the Fund's NAV will typically drop by the amount of the distribution on the related ex-dividend date. The repeated payment of distributions by the Fund, if any, may significantly erode the Fund's NAV and trading price over time. As a result, an investor may suffer significant losses to their investment.

Call Strategy Risks. The path dependency (i.e., the continued use) of the Fund's call writing strategy will impact the extent that the Fund participates in the positive price returns of ROKU and, in turn, the Fund's returns, both during the term of the sold call options and over longer time periods. If, for example, each month the Fund were to sell 7% out-of-the-money call options having a one-month term, the Fund's participation in the positive price returns of ROKU will be capped at 7% in any given month. However, over a longer period (e.g., 5 months), the Fund should not be expected to participate fully in the first 35% (i.e., 5 months x 7%) of the positive price returns of ROKU, or the Fund may even lose money, even if the ROKU share price has appreciated by at least that much over such period, if during any month over that period ROKU had a return less than 7%. This example illustrates that both the Fund's participation in the positive price returns of ROKU and its returns will depend not only on the price of ROKU but also on the path that ROKU takes over time.

Additionally, when implementing the Covered Call Spread Strategy, the use of credit call spreads introduces further complexities and risks. While purchasing a higher-strike call option limits potential losses from the short call position, it also reduces the net premium received, which may result in lower overall returns compared to a stand-alone covered call strategy. If the price of the Underlying Security rises rapidly, the call spread may still cap upside participation, leading to missed profit opportunities. Furthermore, market conditions, such as mispricing between near-the-money and further out-of-the-money options, may impact the effectiveness of the strategy, potentially resulting in lower-than-expected returns or increased losses. The relative pricing of options at different strike levels can vary due to volatility shifts, liquidity constraints, or other market dynamics, adding an additional layer of uncertainty to the Fund's performance under this strategy.

ETF Risks.

Authorized Participants, Market Makers, and Liquidity Providers Concentration Risk. The Fund has a limited number of financial institutions that are authorized to purchase and redeem Shares directly from the Fund (known as "Authorized Participants" or "APs"). In addition, there may be a limited number of market makers and/or liquidity providers in the marketplace. To the extent either of the following events occur, Shares may trade at a material discount to NAV and possibly face delisting: (i) APs exit the business or otherwise become unable to process creation and/or redemption orders and no other APs step forward to perform these services; or (ii) market makers and/or liquidity providers exit the business or significantly reduce their business activities and no other entities step forward to perform their functions.

Cash Redemption Risk. The Fund's investment strategy may require it to redeem Shares for cash or to otherwise include cash as part of its redemption proceeds. For example, the Fund may not be able to redeem in-kind certain securities held by the Fund (e.g., derivative instruments). In such a case, the Fund may be required to sell or unwind portfolio investments to obtain the cash needed to distribute redemption proceeds. This may cause the Fund to recognize a capital gain that it might not have recognized if it had made a redemption in-kind. As a result, the Fund may pay out higher annual capital gain distributions than if the in-kind redemption process was used. By paying out higher annual capital gain distributions, investors may be subjected to increased capital gains taxes. Additionally, there may be brokerage costs or taxable gains or losses that may be imposed on the Fund in connection with a cash redemption that may not have occurred if the Fund had made a redemption in-kind. These costs could decrease the value of the Fund to the extent they are not offset by a transaction fee payable by an AP.

Costs of Buying or Selling Shares. Buying or selling Shares involves certain costs, including brokerage commissions, other charges imposed by brokers, and bid-ask spreads. The bid-ask spread represents the difference between the price at which an investor is willing to buy Shares and the price at which an investor is willing to sell Shares. The spread varies over time based on the Shares' trading volume and market liquidity. The spread is generally lower if Shares have more trading volume and market liquidity and higher if Shares have little trading volume and market liquidity. Due to the costs of buying or selling Shares, frequent trading of Shares may reduce investment results and an investment in Shares may not be advisable for investors who anticipate regularly making small investments.

Management Risk. The Fund is subject to management risk because it is an actively managed portfolio. In managing the Fund's investment portfolio, the portfolio managers will apply investment techniques and risk analyses that may not produce the desired result. There can be no guarantee that the Fund will meet its investment objective.

Shares May Trade at Prices Other Than NAV. As with all ETFs, Shares may be bought and sold in the secondary market at market prices. Although it is expected that the market price of Shares will approximate the Fund's NAV, there may be times when the market price of Shares is more than the NAV intra-day (premium) or less than the NAV intra-day (discount) due to supply and demand of Shares or during periods of market volatility. This risk is heightened in times of market volatility, periods of steep market declines, and periods when there is limited trading activity for Shares in the secondary market, in which case such premiums or discounts may be significant.

Trading. Although Shares are listed on a national securities exchange, such as NYSE Arca, Inc. (the "Exchange"), and may be traded on U.S. exchanges other than the Exchange, there can be no assurance that an active trading market for the Shares will develop or be maintained or that the Shares will trade with any volume, or at all, on any stock exchange. This risk may be greater for the Fund as it seeks to have exposure to a single underlying stock as opposed to a more diverse portfolio like a traditional pooled investment. In stressed market conditions, the liquidity of Shares may begin to mirror the liquidity of the Fund's underlying portfolio holdings, which can be significantly less liquid than Shares. Shares trade on the Exchange at a market price that may be below, at or above the Fund's NAV. Trading in Shares on the Exchange may be halted due to market conditions or for reasons that, in the view of the Exchange, make trading in Shares inadvisable. In addition, trading in Shares on the Exchange is subject to trading halts caused by extraordinary market volatility pursuant to the Exchange "circuit breaker" rules. There can be no assurance that the requirements of the Exchange necessary to maintain the listing of the Fund will continue to be met or will remain unchanged. In the event of an unscheduled market close for options contracts that reference a single stock, such as ROKU's securities being halted or a market wide closure, settlement prices will be determined by the procedures of the listing exchange of the options contracts. As a result, the Fund could be adversely affected and be unable to implement its investment strategies in the event of an unscheduled closing.

Economic and Market Risk. Economies and financial markets throughout the world are becoming increasingly interconnected, which increases the likelihood that events or conditions in one country or region will adversely impact markets or issuers in other countries or regions. Securities in the Fund's portfolio may underperform in comparison to securities in the general financial markets, a particular financial market, or other asset classes, due to a number of factors, including inflation (or expectations for inflation), deflation (or expectations for deflation), interest rates, global demand for particular products or resources, market instability, financial system instability, debt crises and downgrades, embargoes, tariffs, sanctions and other trade barriers, regulatory events, other governmental trade or market control programs and related geopolitical events. In addition, the value of the Fund's investments may be negatively affected by the occurrence of global events such as war, terrorism, environmental disasters, natural disasters or events, country instability, and infectious disease epidemics or pandemics. The imposition by the U.S. of tariffs on goods imported from foreign countries and reciprocal tariffs levied on U.S. goods by those countries also may lead to volatility and instability in domestic and foreign markets.

High Portfolio Turnover Risk. The Fund may actively and frequently trade all or a significant portion of the Fund's holdings. A high portfolio turnover rate increases transaction costs, which may increase the Fund's expenses. Frequent trading may also cause adverse tax consequences for investors in the Fund due to an increase in short-term capital gains.

Inflation Risk. Inflation risk is the risk that the value of assets or income from investments will be less in the future as inflation decreases the value of money. As inflation increases, the present value of the Fund's assets and distributions, if any, may decline.

Liquidity Risk. Some securities held by the Fund, including options contracts, may be difficult to sell or be illiquid, particularly during times of market turmoil. This risk is greater for the Fund as it will hold options contracts on a single security, and not a broader range of options contracts. Markets for securities or financial instruments could be disrupted by a number of events, including, but not limited to, an economic crisis, natural disasters, epidemics/pandemics, new legislation or regulatory changes inside or outside the United States. Illiquid securities may be difficult to value, especially in changing or volatile markets. If the Fund is forced to sell an illiquid security at an unfavorable time or price, the Fund may be adversely impacted. Certain market conditions or restrictions, such as market rules related to short sales, may prevent the Fund from limiting losses, realizing gains or achieving a high correlation with ROKU. There is no assurance that a security that is deemed liquid when purchased will continue to be liquid. Market illiquidity may cause losses for the Fund.

Money Market Instrument Risk. The Fund may use a variety of money market instruments for cash management purposes, including money market funds, depositary accounts and repurchase agreements. Repurchase agreements are contracts in which a seller of securities agrees to buy the securities back at a specified time and price. Repurchase agreements may be subject to market and credit risk related to the collateral securing the repurchase agreement. Money market instruments, including money market funds, may lose money through fees or other means.

New Fund Risk. The Fund is a recently organized management investment company with no operating history. As a result, prospective investors do not have a track record or history on which to base their investment decisions. There can be no assurance that the Fund will maintain an economically viable size.

Non-Diversification Risk. Because the Fund is “non-diversified,” it may invest a greater percentage of its assets in the securities of a single issuer or a smaller number of issuers than if it was a diversified fund. As a result, a decline in the value of an investment in a single issuer or a smaller number of issuers could cause the Fund’s overall value to decline to a greater degree than if the Fund held a more diversified portfolio. This may increase the Fund’s volatility and cause the performance of a relatively smaller number of issuers to have a greater impact on the Fund’s performance.

Operational Risk. The Fund is subject to risks arising from various operational factors, including, but not limited to, human error, processing and communication errors, errors of the Fund’s service providers, counterparties or other third-parties, failed or inadequate processes and technology or systems failures. The Fund relies on third-parties for a range of services, including custody. Any delay or failure relating to engaging or maintaining such service providers may affect the Fund’s ability to meet its investment objective. Although the Fund, and Adviser seek to reduce these operational risks through controls and procedures, there is no way to completely protect against such risks.

Single Issuer Risk. Issuer-specific attributes may cause an investment in the Fund to be more volatile than a traditional pooled investment which diversifies risk or the market generally. The value of the Fund, which focuses on an individual security (ROKU), may be more volatile than a traditional pooled investment or the market as a whole and may perform differently from the value of a traditional pooled investment or the market as a whole.

Tax Risk. The Fund intends to elect and to qualify each year to be treated as a regulated investment company (“RIC”) under Subchapter M of the Internal Revenue Code of 1986, as amended (“Code”). As a RIC, the Fund will not be subject to U.S. federal income tax on the portion of its net investment income and net capital gain that it distributes to Shareholders, provided that it satisfies certain requirements of the Code. If the Fund does not qualify as a RIC for any taxable year and certain relief provisions are not available, the Fund’s taxable income will be subject to tax at the Fund level and to a further tax at the shareholder level when such income is distributed. To comply with the asset diversification test applicable to a RIC, the Fund will attempt to ensure that the value of options it holds is never 25% of the total value of Fund assets at the close of any quarter. In particular, in combination with the Fund’s use of a “synthetic” strategy (i.e., purchasing exposure to the underlying stock through a combination of put and call options), the Fund maintains a portfolio of treasury securities, which are expected to enable the Fund to meet the diversification requirements. If the Fund’s investments in options were to exceed 25% of the Fund’s total assets at the end of a tax quarter, the Fund, generally, has a grace period to cure such lack of compliance. If the Fund fails to timely cure, it may no longer be eligible to be treated as a RIC.

U.S. Government and U.S. Agency Obligations Risk. The Fund may invest in securities issued by the U.S. government or its agencies or instrumentalities. U.S. Government obligations include securities issued or guaranteed as to principal and interest by the U.S. Government, its agencies or instrumentalities, such as the U.S. Treasury. Payment of principal and interest on U.S. Government obligations may be backed by the full faith and credit of the United States or may be backed solely by the issuing or guaranteeing agency or instrumentality itself. In the latter case, the investor must look principally to the agency or instrumentality issuing or guaranteeing the obligation for ultimate repayment, which agency or instrumentality may be privately owned. There can be no assurance that the U.S. Government would provide financial support to its agencies or instrumentalities (including government-sponsored enterprises) where it is not obligated to do so.

Performance

Performance information for the Fund is not included because the Fund has not begun operations as of the date of this Prospectus. When such information is included, this section will provide some indication of the risks of investing in the Fund by showing changes in the Fund's performance history from year to year and showing how the Fund's average annual total returns compare with those of a broad measure of market performance. Although past performance of the Fund is no guarantee of how it will perform in the future, historical performance may give you some indication of the risks of investing in the Fund. Updated performance information will be available on the Fund's website at www.yieldmaxetfs.com.

Management

Investment Adviser: Tidal Investments LLC (the "Adviser") serves as investment adviser to the Fund.

Portfolio Managers:

The following individuals are jointly and primarily responsible for the day-to-day management of the Fund.

Jay Pestrighelli, Portfolio Manager for the Adviser, has been a portfolio manager of the Fund since its inception in 2026.

Scott Snyder, Portfolio Manager for the Adviser, has been a portfolio manager of the Fund since its inception in 2026.

Matt Brandt, Portfolio Manager for the Adviser, has been a portfolio manager of the Fund since its inception in 2026.

Purchase and Sale of Shares

The Fund issues and redeems Shares at NAV only in large blocks known as "Creation Units," which only Authorized Participants (APs) (typically, broker-dealers) may purchase or redeem. The Fund generally issues and redeems Creation Units in exchange for a portfolio of securities (the "Deposit Securities") and/or a designated amount of U.S. cash.

Shares are listed on the Exchange, and individual Shares may only be bought and sold in the secondary market through brokers at market prices, rather than NAV. Because Shares trade at market prices rather than NAV, Shares may trade at a price greater than NAV (premium) or less than NAV (discount).

An investor may incur costs attributable to the difference between the highest price a buyer is willing to pay to purchase Shares (the "bid" price) and the lowest price a seller is willing to accept for Shares (the "ask" price) when buying or selling Shares in the secondary market. This difference in bid and ask prices is often referred to as the "bid-ask spread."

When available, information regarding the Fund's NAV, market price, how often Shares traded on the Exchange at a premium or discount, and the median bid-ask spreads can be found on the Fund's website at www.yieldmaxetfs.com.

Tax Information

Fund distributions are generally taxable as ordinary income, qualified dividend income, or capital gains (or a combination), unless an investment is in an individual retirement account ("IRA") or other tax-advantaged account. Distributions on investments made through tax-deferred arrangements may be taxed later upon withdrawal of assets from those accounts.

Financial Intermediary Compensation

If you purchase Shares through a broker-dealer or other financial intermediary (such as a bank) (an "Intermediary"), the Adviser or its affiliates may pay Intermediaries for certain activities related to the Fund, including participation in activities that are designed to make Intermediaries more knowledgeable about exchange-traded products, including the Fund, or for other activities, such as marketing, educational training, or other initiatives related to the sale or promotion of Shares. These payments may create a conflict of interest by influencing the Intermediary and your salesperson to recommend the Fund over another investment. Any such arrangements do not result in increased Fund expenses. Ask your salesperson or visit the Intermediary's website for more information.

YieldMax[®] SNOW Option Income Strategy ETF - FUND SUMMARY

Investment Objective

The Fund's primary investment objective is to seek current income. The Fund's secondary investment objective is to seek exposure to the share price of the common stock of Snowflake Inc. ("SNOW" or "Underlying Security"), subject to a limit on potential investment gains.

Fees and Expenses of the Fund

This table describes the fees and expenses that you may pay if you buy, hold, and sell shares of the Fund ("Shares"). **You may pay other fees, such as brokerage commissions and other fees to financial intermediaries, which are not reflected in the table and Example below.**

Annual Fund Operating Expenses⁽¹⁾ (expenses that you pay each year as a percentage of the value of your investment)

Management Fee	0.99%
Distribution and Service (12b-1) Fees	None
Other Expenses (includes interest and tax expense)	0.01%
Total Annual Fund Operating Expenses	1.00%

⁽¹⁾ The Fund's investment adviser, Tidal Investments LLC (the "Adviser"), a Tidal Financial Group company, will pay, or require a sub-adviser to pay, all expenses incurred by the Fund (except for advisory fees and sub-advisory fees, as the case may be) excluding interest charges on any borrowings made for investment purposes, dividends and other expenses on securities sold short, taxes, brokerage commissions and other expenses incurred in placing orders for the purchase and sale of securities and other investment instruments, acquired fund fees and expenses, accrued deferred tax liability, distribution fees and expenses paid by the Fund under any distribution plan adopted pursuant to Rule 12b-1 under the Investment Company Act of 1940, as amended (the "1940 Act"), and litigation expenses and other non-routine or extraordinary expenses.

Expense Example

This Example is intended to help you compare the cost of investing in the Fund with the cost of investing in other funds. The Example assumes that you invest \$10,000 in the Fund for the time periods indicated and then redeem or hold all of your Shares at the end of those periods. The Example also assumes that your investment has a 5% return each year and that the Fund's operating expenses remain the same. The Example does not take into account brokerage commissions that you may pay on your purchases and sales of Shares. Although your actual costs may be higher or lower, based on these assumptions your costs would be:

1 Year	3 Years	5 Years	10 Years
\$102	\$318	\$552	\$1,225

Portfolio Turnover

The Fund pays transaction costs, such as commissions, when it buys and sells securities (or "turns over" its portfolio). A higher portfolio turnover rate may indicate higher transaction costs and may result in higher taxes when Shares are held in a taxable account. These costs, which are not reflected in total annual fund operating expenses or in the expense example above, affect the Fund's performance. During the most recent fiscal year ended October 31, 2025, the Fund's portfolio turnover rate was 33% of the average value of its portfolio.

Principal Investment Strategies

The Fund is an actively managed exchange-traded fund ("ETF") that seeks current income while providing exposure to the share price (*i.e.*, the price returns) of the Underlying Security, subject to participation in a portion of potential investment gains. The Fund will employ its investment strategy as it relates to the Underlying Security regardless of whether there are periods of adverse market, economic, or other conditions and will not take temporary defensive positions during such periods. As further described below, the Fund uses either a synthetic covered call strategy or a synthetic covered call spread strategy to seek to generate options premiums and provide indirect exposure to the share price returns of the Underlying Security, subject to participation in a portion of potential investment gains as a result of the nature of the options strategy it employs. That is, the Fund not only seeks to generate options premiums but also aims to derive gains when the value of the Underlying Security increases. The Fund's options contracts provide:

- indirect exposure to the share price returns of the Underlying Security,
- option premiums, and
- participation in a portion of gains, if any, of the share price returns of the Underlying Security.

For more information, see sections “The Fund’s Use of Underlying Security Option Contracts” and “Synthetic Covered Call Strategy” below.

Why invest in the Fund?

- The Fund seeks to generate weekly cash distributions, which is not dependent on the price appreciation of the Underlying Security.
- The Fund seeks to participate in a portion of the gains experienced by the Underlying Security.

That is, although the Fund may not fully participate in gains in the Underlying Security’s stock price, the Fund’s portfolio is designed to generate options premiums.

An Investment in the Fund is not an investment in the Underlying Security.

- **The Fund’s strategy will capture only a portion of its potential gains if the Underlying Security’s stock price increase in value.**
- **The Fund’s strategy is subject to all potential losses if the Underlying Security’s stock price decrease in value, which may not be offset by the options premiums received by the Fund.**
- The Fund may from time to time invest directly in the Underlying Security.
- Fund shareholders are not entitled to any Underlying Security dividends, except to the extent the Fund invests directly in the Underlying Security.

While the Fund seeks to provide current income pursuant to its investment objective, a portion (sometimes significant) of the Fund’s distributions may be classified as return of capital (“ROC”) for financial or tax reporting purposes. Generally speaking, ROC refers to the portion of a distribution from an investment that represents a return of the original investment (principal) rather than income or profit. Accordingly, such distributions do not necessarily reflect the Fund’s income or yield. See the prospectus section titled “Additional Information About the Funds” for more information about option premiums and ROC.

Additional information regarding the Underlying Security is also set forth below.

The Fund’s Use of Underlying Security Option Contracts

As part of the Fund’s synthetic covered call strategy and synthetic covered call spread strategy, the Fund will purchase and sell a combination of standardized exchange-traded and FLEXible EXchange® (“FLEX”) call and put option contracts that are based on the value of the price returns of the Underlying Security.

- In general, an option contract gives the purchaser of the option contract the right to purchase (for a call option) or sell (for a put option) the underlying asset (like shares of the Underlying Security) at a specified price (the “strike price”).
- If exercised, an option contract obligates the seller to deliver shares (for a sold or “short” call) or buy shares (for a sold or “short” put) of the underlying asset at a specified price (the “strike price”).
- Options contracts must be exercised or traded to close within a specified time frame, or they expire. See the chart in section “Fund Portfolio” below for a description of the option contracts utilized by the Fund.

Standardized exchange-traded options include standardized terms. FLEX options are also exchange-traded, but they allow for customizable terms (e.g., the strike price can be negotiated). For more information on FLEX options, see “Additional Information about the Funds – Exchange Traded Options Portfolio.”

The Fund’s options contracts are based on the value of the Underlying Security, which gives the Fund the right or obligation to receive or deliver shares of the Underlying Security on the expiration date of the applicable option contract in exchange for the stated strike price, depending on whether the option contract is a call option or a put option, and whether the Fund purchases or sells the option contract.

Covered Call Strategy

In seeking to achieve its investment objective, the Fund may implement a “*synthetic* covered call” and, to a lesser extent, a “*traditional* covered call” strategy using the standardized exchange-traded and FLEX options described above.

- A *traditional* covered call strategy is an investment strategy where an investor (the Fund) sells a call option on an underlying security it owns.
- A *synthetic* covered call strategy is similar to a traditional covered call strategy in that the investor sells a call option that is based on the value of the underlying security. However, in a synthetic covered call strategy, the investor (the Fund) does not own the underlying security, but rather seeks to *synthetically* replicate 100% of the price movements of the underlying security through the use of various investment instruments.

The Fund's covered call strategies consists of the following three elements, each of which is described in greater detail farther below:

- Direct or synthetic long exposure to the Underlying Security, which allows the Fund to seek to participate in the changes, up or down, in the price of shares of the Underlying Security.
- Covered call writing (where the Underlying Security's call options are sold against the synthetic long portion of the strategy), which allows the Fund to generate options premiums.
- U.S. Treasuries, which are used for collateral for the options, and which generate income.

1. Long Exposure (Synthetic or Direct)

Synthetic Long Exposure: To achieve a synthetic long exposure to the Underlying Security, the Fund will buy the Underlying Security's call options and, simultaneously, sell the Underlying Security's put options to try to replicate the price movements of the Underlying Security. The call options purchased by the Fund and the put options sold by the Fund will generally have one-month to six-month terms and strike prices that are approximately equal to the then-current share price of the Underlying Security at the time the contracts are purchased and sold, respectively. The combination of the long call options and sold put options provides the Fund with indirect investment exposure equal to approximately 100% of the Underlying Security for the duration of the applicable options exposure.

In addition, the Fund may use other instruments and transactions to gain synthetic exposure to the Underlying Security. For example, the Fund may enter into swap contracts that provide exposure to the Underlying Security. The Fund also may utilize additional options strategies, including purchasing call options that are "deep in the money" (i.e., the Underlying Security's price is well above the strike price on the call option).

Direct Long Exposure: The Fund may directly hold equity securities of the Underlying Security.

2. Covered Call Strategies

Covered Call Strategy

As part of its strategy, the Fund will write (sell) call option contracts on the Underlying Security to generate options premiums. These written call options will generally be sold short (i.e., selling a position it does not currently own). The Fund will seek to participate in the share price appreciation of the Underlying Security, if any. However, due to the nature of covered call strategies, the Fund's participation may be subject to a cap (as described below). In this strategy, the call options written (sold) by the Fund will generally have 1- month or less expiration dates (the "Call Period") and generally have a strike price that is approximately 0%-15% above the then-current share price of the Underlying Security.

It is important to note that the sale of the Underlying Security call option contracts will limit the Fund's participation in the appreciation in the Underlying Security's stock price. If the stock price of the Underlying Security increases, the above-referenced synthetic long exposure alone would allow the Fund to experience similar percentage gains. However, if the Underlying Security's stock price appreciates beyond the strike price of one or more of the sold (short) call option contracts, the Fund will lose money on those short call positions, and the losses will, in turn, limit the upside return of the Fund's synthetic long exposure. As a result, the Fund's overall strategy (i.e., the combination of the synthetic long exposure to the Underlying Security and the sold (short) the Underlying Security call positions) will limit the Fund's participation in gains in the Underlying Security's stock price beyond a certain point.

Covered Call Spread Strategy

The Adviser will employ the Covered Call Spread Strategy when it believes it is a better strategy for the Fund as compared to the Covered Call Strategy. The Fund may write (sell) credit call spreads (described below) rather than stand-alone call option contracts to seek greater participation in the potential appreciation of its Underlying Security's share price, while still generating net options premiums. The Adviser will primarily employ this covered call spread strategy when it believes that the share price of its Underlying Security is likely to rise significantly in the short term (e.g., following a substantial selloff or overall positive market news). Additionally, the Adviser may use this strategy in other scenarios (e.g., if the market is undervaluing further out-of-the-money options relative to near-the-money options), where it believes the use of credit call spreads may prove more advantageous to the Fund's total return than the covered call strategy.

A credit call spread involves selling a call option while simultaneously buying a call option with a higher strike price, both with the same expiration date. By writing credit call spreads, the Fund can potentially offset losses incurred from its short call positions if the Underlying Security's share price rises above the strike price.

3. U.S. Treasuries

The Fund will hold short-term U.S. Treasury securities as collateral in connection with the Fund's synthetic covered call strategy. The Fund may also invest in pooled vehicles (e.g., mutual funds and ETFs) that invest in U.S Treasuries.

The Fund intends to continuously maintain exposure to the Underlying Security, primarily through the use of options contracts. As the options contracts it holds are exercised or expire it may enter into new options contracts, a practice referred to as “rolling.” The Fund’s practice of rolling options may result in high portfolio turnover.

Fund’s Weekly Distributions

The Fund will seek to provide weekly cash distributions. The Fund will seek to generate such distributions in the following ways:

- Writing (selling) call option contracts on its Underlying Security as described above to generate options premiums. A premium, in this context, refers to the price the option buyer pays to the option seller (the Fund) for the rights granted by the option. The amount of these premiums is largely affected by the fluctuations in the Underlying Security’s stock prices. However, other elements like interest rates can also influence the level of premiums.
- Investing in short-term U.S. Treasury securities. The income generated by these securities will be influenced by interest rates at the time of investment.
- In addition, the Fund’s use of the Covered Call Spread Strategy may occasionally allow it to capture a substantial portion of any significant increase in the price of its Underlying Security. When this happens, the Fund could receive profits exceeding the initial cost of the call options, and the Fund’s distributions may include some of those profits.

Fund’s Return Profile vs its Underlying Security

For the reasons stated above, the Fund’s performance will differ from that of the Underlying Security’s stock price. The performance differences will depend on, among other things, the price of the Underlying Security, changes in the value of the Underlying Security options contracts the Fund holds, and changes in the value of the U.S. Treasuries.

Fund Portfolio

Principal Holdings		
Portfolio Holdings (All derivative instruments are based on the value of the Underlying Security)	Investment Terms	Expected Target Maturity
Purchased call option contracts	<p>“at-the-money” (i.e., the strike price is equal to the then-current share price of the Underlying Security at the time of purchase) to provide indirect exposure to positive price returns of the Underlying Security.</p> <p>If the Underlying Security share price increases, these options will generate corresponding increases to the Fund.</p>	1-month to 6-month expiration dates
Sold put option contracts	<p>“at-the-money” (i.e., the strike price is equal to the then-current share price of the Underlying Security at the time of sale). They are sold to help pay for the purchased call options described above.</p> <p>However, the sold put option contracts provide exposure to the full extent of any share price losses experienced by the Underlying Security.</p>	1-month to 6-month expiration dates
Sold (short) call option contracts (Covered Call Strategy)	<p>The strike price is approximately 0%-15% more than the then-current share price of the Underlying Security at the time of sale.</p> <p>They generate options premiums. However, they also limit some potential positive returns that the Fund may have otherwise experienced from gains in the Underlying Security’s share price.</p>	1-month or less expiration dates
Sold (short) call option contracts (Covered Call Spread Strategy)	<p>The strike price is approximately 0%-15% more than the then-current share price of the Fund’s Underlying Security at the time of sale.</p> <p>Sold call option contracts provide inverse exposure to the full extent of any increases in the value experienced by the Fund’s Underlying Security, minus the premium received.</p>	1-month or less expiration dates
Purchased call option contracts (Covered Call Spread Strategy)	<p>“out-of-the-money” (i.e., the strike price is above the strike price of the corresponding Covered Call Spread Strategy sold call).</p> <p>Bought call option contracts provide exposure to the full extent of any increases in the value experienced by the Fund’s Underlying Security above the option’s strike price.</p>	1-month or less expiration dates
Purchased call option contracts (Deep-in-the-money synthetic long exposure)	<p>“Deep in the money” (i.e., the Underlying Security’s price is well above the strike price on the call option) to provide synthetic long exposure designed to closely track price movements of the Underlying Security. These options are expected to exhibit greater sensitivity to changes in the Underlying Security’s share price than out-of-the-money or at-the-money calls.</p>	1-month to 6-month expiration dates
Swap contracts	<p>The Fund may enter into swap contracts that provide exposure to the Underlying Security’s price movements (and/or total return), generally in exchange for a financing rate and/or other contractual payments. Swap contracts may be used as an alternative or supplement to options positions to obtain exposure to the Underlying Security.</p>	13-month to 60-month terms
Equity securities of the Underlying Security (Direct holdings)	<p>The Fund may purchase and hold shares of the Underlying Security to obtain direct exposure to the Underlying Security’s price movements and any distributions.</p>	NA
U.S Treasury Securities and Cash	<p>Multiple series of U.S. Treasury Bills supported by the full faith and credit of the U.S. government.</p> <p>These instruments are used as collateral for the Fund’s derivative investments.</p> <p>They will also generate income.</p>	6-month to 2-year maturities

The market value of the cash and treasuries held by the Fund is generally expected to be between 25% and 100% of the Fund’s net assets and the market value of the options package is generally expected to be between 0% and 50% of the Fund’s net assets (though actual exposures may deviate from these ranges from time to time). In terms of notional value, the combination of these investment instruments provides indirect investment exposure to the Underlying Security equal to at least 95% of the Fund’s total assets.

Under normal circumstances, the Fund will invest at least 80% of its net assets, plus borrowings for investment purposes, in securities and financial instruments that provide indirect exposure to SNOW.

The Fund is classified as “non-diversified” under the 1940 Act.

There is no guarantee that the Fund’s investment strategy will be properly implemented, and an investor may lose some or all of its investment.

Snowflake Inc. (“SNOW”)

SNOW is a cloud-based data platform for various organizations in the United States and internationally. SNOW is listed on the New York Stock Exchange. Per SNOW’s most recent Form 10-K filing, the aggregate market value of voting and non-voting common equity, as of the most recent available data at time of drafting this prospectus (July 31, 2024), held by non-affiliates of SNOW, was approximately \$42.3 billion.

SNOW is registered under the Securities Exchange Act of 1934, as amended (the “Exchange Act”). Information provided to or filed with the SEC by SNOW pursuant to the Exchange Act can be located by reference to the SEC file number 001-39504 through the SEC’s website at www.sec.gov. In addition, information regarding SNOW may be obtained from other sources including, but not limited to, press releases, newspaper articles and other publicly disseminated documents.

This document relates only to the securities offered hereby and does not relate to SNOW or other securities of SNOW. The Fund has derived all disclosures contained in this document regarding SNOW from publicly available documents. None of the Fund, the Trust, the Adviser, or their respective affiliates has participated in the preparation of such publicly available offering documents or made any due diligence inquiry regarding such documents with respect to SNOW. None of the Fund, the Trust, the Adviser, or their respective affiliates makes any representation that such publicly available documents or any other publicly available information regarding SNOW is accurate or complete. Furthermore, the Fund cannot give any assurance that all events occurring prior to the date hereof (including events that would affect the accuracy or completeness of the publicly available documents described above) that would affect the trading price of SNOW (and therefore the price of the Fund at the time we price the securities) have been publicly disclosed. Subsequent disclosure of any such events or the disclosure of or failure to disclose material future events concerning SNOW could affect the value received with respect to the securities and therefore the value of these securities.

None of the Fund, the Trust, the Adviser, or their respective affiliates makes any representation to you as to the performance of SNOW.

NONE OF THE FUND, TIDAL TRUST II, OR TIDAL INVESTMENTS LLC IS AFFILIATED, CONNECTED, OR ASSOCIATED WITH SNOW. THE FUND WAS NOT DEVELOPED OR CREATED BY, AND IS NOT SPONSORED, ENDORSED, OR APPROVED BY, SNOW.

Moreover, SNOW has not participated in the development of the Fund’s investment strategy. SNOW does not select or approve the Fund’s portfolio holdings, nor does it participate in the construction, design, or implementation of the Fund. SNOW does not provide any assurances, guarantees, or representations regarding the Fund or its performance. Nothing herein shall be construed as an offer of any security by SNOW.

None of the Fund, the Trust, the Adviser, or their respective affiliates claim any ownership interest in any trademarks owned by Snowflake Inc. or SNOW. All rights in the trademarks are reserved by their respective owners.

Due to the Fund’s investment strategy, the Fund’s investment exposure is concentrated in (or substantially exposed to) the same industries as that assigned to SNOW. As of the date of the Prospectus, SNOW is assigned to the information technology services industry.

Principal Investment Risks

The principal risks of investing in the Fund are summarized below. As with any investment, there is a risk that you could lose all or a portion of your investment in the Fund. Some or all of these risks may adversely affect the Fund’s net asset value (“NAV”) per share, trading price, yield, total return, and/or ability to meet its objective. For more information about the risks of investing in the Fund, see the section in the Fund’s Prospectus titled “Additional Information About the Funds—Principal Risks of Investing in the Funds.”

An investment in the Fund entails risk. The Fund may not achieve its investment objective and there is a risk that you could lose all of your money invested in the Fund. The Fund is not a complete investment program. It is important that investors closely review all of the risks listed below and understand them before making an investment in the Fund.

Each risk summarized below is considered a “principal risk” of investing in the Fund, regardless of the order in which they appear.

SNOW Risk. The Fund invests in options contracts and swaps that are based on the value of SNOW and may also invest directly in SNOW. These investments in options contracts and swaps subject the Fund to certain of the same risks as if it owned shares of SNOW, even though it may not; although at times the Fund may also hold shares of SNOW directly. By virtue of these investments, the Fund may be subject to the following risks:

Indirect Investment in SNOW Risk. SNOW is not affiliated with the Trust, the Fund, the Adviser, or their respective affiliates and is not involved with this offering in any way and has no obligation to consider your Shares in taking any corporate actions that might affect the value of Shares. Investors in the Fund will not have voting rights and will not be able to influence the management of SNOW but will be exposed to the performance of SNOW (the underlying stock). Except to the extent the Fund invests directly in SNOW, investors in the Fund will not have rights to receive dividends or other distributions or any other rights with respect to the underlying stock but will be subject to declines in the performance of the underlying stock.

SNOW Trading Risk. The trading price of SNOW may be highly volatile and could continue to be subject to wide fluctuations in response to various factors. The stock market in general, and the market for technology companies in particular, has experienced extreme price and volume fluctuations that have often been unrelated or disproportionate to the operating performance of those companies. In particular, a large proportion of SNOW may be traded by short sellers which may put pressure on the supply and demand for the common stock of SNOW, further influencing volatility in its market price. Public perception and other factors outside of the control of SNOW may additionally impact SNOW's stock price due to SNOW garnering a disproportionate degree of public attention, regardless of actual operating performance. In addition, in the past, following periods of volatility in the overall market and the market price of a particular company's securities, securities class action litigation has often been instituted against companies such as these. Moreover, stockholder litigation like this has been filed against SNOW in the past. While SNOW continues to defend such actions, any judgment against SNOW, or any future stockholder litigation could result in substantial costs and a diversion of the management of SNOW's attention and resources. If SNOW trading is halted, trading in Shares of the Fund may be impacted, either temporarily or indefinitely.

SNOW Performance Risk. SNOW may fail to meet its publicly announced guidelines or other expectations about its business, which could cause the price of SNOW to decline. SNOW provides guidance regarding its expected financial and business performance, such as projections regarding sales and production, as well as anticipated future revenues, gross margins, profitability and cash flows. Correctly identifying key factors affecting business conditions and predicting future events is inherently an uncertain process, and the guidance SNOW provides may not ultimately be accurate and has in the past been inaccurate in certain respects, such as the timing of new product manufacturing ramps. The guidance is based on certain assumptions such as those relating to global and local economic conditions, anticipated production and sales volumes (which generally are not linear throughout a given period), average sales prices, supplier and commodity costs, and planned cost reductions. If SNOW's guidance is not accurate or varies from actual results due to its inability to meet the assumptions or the impact on its financial performance that could occur as a result of various risks and uncertainties, the market value of common stock issued by SNOW could decline significantly.

Information Technology Services Industry Risk. The information technology services industry can be significantly affected by intense competition, aggressive pricing, technological innovations, and product obsolescence. Companies in the information technology services industry are subject to significant competitive pressures, such as aggressive pricing, new market entrants, competition for market share, short product cycles due to an accelerated rate of technological developments and the potential for limited earnings and/or falling profit margins. These companies also face the risks that new services, equipment or technologies will not be accepted by consumers and businesses or will become rapidly obsolete. These factors can affect the profitability of these companies and, as a result, the value of their securities. Also, patent protection is integral to the success of many companies in this industry, and profitability can be affected materially by, among other things, the cost of obtaining (or failing to obtain) patent approvals, the cost of litigating patent infringement and the loss of patent protection for products (which significantly increases pricing pressures and can materially reduce profitability with respect to such products). In addition, many software companies have limited operating histories. Prices of these companies' securities historically have been more volatile than other securities, especially over the short term.

Artificial Intelligence Risk. SNOW is investing significantly in artificial intelligence ("AI") technology. Its competitors are pursuing similar opportunities and may, as a result of greater resources, branding or otherwise, develop, adopt and implement AI technology faster or more successfully than SNOW does, which could impair its ability to compete effectively and adversely affect its business, financial condition and results of operations. In addition, the legal and regulatory landscape applicable to AI technology is uncertain and is evolving rapidly, which may result in new and enhanced governmental or regulatory scrutiny, litigation, confidentiality, privacy or security risks, ethical concerns, legal liability or other complications that could adversely affect SNOW's business, reputation or financial condition, or results of operations.

Derivatives Risk. Derivatives are financial instruments that derive value from the underlying reference asset or assets, such as stocks, bonds, or funds (including ETFs), interest rates or indexes. The Fund's investments in derivatives may pose risks in addition to, and greater than, those associated with directly investing in securities or other ordinary investments, including risk related to the market, imperfect correlation with underlying investments or the Fund's other portfolio holdings, higher price volatility, lack of availability, counterparty risk, liquidity, valuation and legal restrictions. The use of derivatives is a highly specialized activity that involves investment techniques and risks different from those associated with ordinary portfolio securities transactions. The use of derivatives may result in larger losses or smaller gains than directly investing in securities. When the Fund uses derivatives, there may be an imperfect correlation between the value of SNOW and the derivative, which may prevent the Fund from achieving its investment objective. Because derivatives often require only a limited initial investment, the use of derivatives may expose the Fund to losses in excess of those amounts initially invested. In addition, the Fund's investments in derivatives are subject to the following risks:

Options Contracts. The use of options contracts involves investment strategies and risks different from those associated with ordinary portfolio securities transactions. The prices of options are volatile and are influenced by, among other things, actual and anticipated changes in the value of the underlying instrument, including the anticipated volatility, which are affected by fiscal and monetary policies and by national and international political, changes in the actual or implied volatility of the reference asset, the time remaining until the expiration of the option contract and economic events. For the Fund in particular, the value of the options contracts in which it invests is substantially influenced by the value of SNOW. The Fund may experience substantial downside from specific option positions and certain option positions held by the Fund may expire worthless. The options held by the Fund are exercisable at the strike price on their expiration date. As an option approaches its expiration date, its value typically increasingly moves with the value of the underlying instrument. However, prior to such date, the value of an option generally does not increase or decrease at the same rate as the underlying instrument. There may at times be an imperfect correlation between the movement in the values of options contracts and the underlying instrument, and there may at times not be a liquid secondary market for certain options contracts. The value of the options held by the Fund will be determined based on market quotations or other recognized pricing methods. Additionally, as the Fund intends to continuously maintain indirect exposure to SNOW through the use of options contracts, as the options contracts it holds are exercised or expire it will enter into new options contracts, a practice referred to as "rolling." If the expiring options contracts do not generate proceeds enough to cover the cost of entering into new options contracts, the Fund may experience losses.

Swap Agreements Risk. The use of swap transactions is a highly specialized activity, which involves investment techniques and risks different from those associated with ordinary portfolio securities transactions. Whether the Fund will be successful in using swap agreements to achieve its investment goal depends on the ability of the Adviser to structure such swap agreements in accordance with the Fund's investment objective and to identify counterparties for those swap agreements. If the Adviser is unable to enter into swap agreements that provide leveraged exposure to the Underlying Security, the Fund may not meet its stated investment objective. Additionally, any financing, borrowing or other costs associated with using swap transactions may also have the effect of lowering the Fund's return.

The swap agreements in which the Fund invests are generally traded in the over-the-counter market, which generally has less transparency than exchange-traded derivatives instruments. In a standard swap transaction, two parties agree to exchange the return (or differentials in rates of return) earned or realized on particular predetermined reference assets or underlying securities or instruments. The gross return to be exchanged or swapped between the parties is calculated based on a notional amount or the return on or change in value of a particular dollar amount invested in a basket of securities.

If the Underlying Security has a dramatic move that causes a material decline in the Fund's net assets, the terms of a swap agreement between the Fund and its counterparty may permit the counterparty to immediately close out the swap transaction with the Fund. In that event, the Fund may be unable to enter into another swap agreement or invest in other derivatives to achieve exposure consistent with the Fund's investment objective. This may prevent the Fund from achieving its objective, even if the Underlying Security later reverses all or a portion of its movement.

Counterparty Risk. The Fund is subject to counterparty risk by virtue of its investments in options contracts. Transactions in some types of derivatives, including options, are required to be centrally cleared (“cleared derivatives”). In a transaction involving cleared derivatives, the Fund’s counterparty is a clearing house rather than a bank or broker. Since the Fund is not a member of clearing houses and only members of a clearing house (“clearing members”) can participate directly in the clearing house, the Fund will hold cleared derivatives through accounts at clearing members. In cleared derivatives positions, the Fund will make payments (including margin payments) to and receive payments from a clearing house through their accounts at clearing members. Customer funds held at a clearing organization in connection with any options contracts are held in a commingled omnibus account and are not identified to the name of the clearing member’s individual customers. As a result, assets deposited by the Fund with any clearing member as margin for options may, in certain circumstances, be used to satisfy losses of other clients of the Fund’s clearing member. In addition, although clearing members guarantee performance of their clients’ obligations to the clearing house, there is a risk that the assets of the Fund might not be fully protected in the event of the clearing member’s bankruptcy, as the Fund would be limited to recovering only a pro rata share of all available funds segregated on behalf of the clearing member’s customers for the relevant account class. The Fund is also subject to the risk that a limited number of clearing members are willing to transact on the Fund’s behalf, which heightens the risks associated with a clearing member’s default. This risk is greater for the Fund as it seeks to hold options contracts on a single security, and not a broader range of options contracts, which may limit the number of clearing members that are willing to transact on the Fund’s behalf. If a clearing member defaults the Fund could lose some or all of the benefits of a transaction entered into by the Fund with the clearing member. If the Fund cannot find a clearing member to transact with on the Fund’s behalf, the Fund may be unable to effectively implement its investment strategy.

Price Participation Risk. The Fund employs an investment strategy that includes the sale of call option contracts, which limits the degree to which the Fund will participate in increases in value experienced by SNOW over the Call Period. This means that if SNOW experiences an increase in value above the strike price of the sold call options during a Call Period, the Fund will likely not experience that increase to the same extent and may significantly underperform SNOW over the Call Period. Additionally, because the Fund is limited in the degree to which it will participate in increases in value experienced by SNOW over each Call Period, but has full exposure to any decreases in value experienced by SNOW over the Call Period, the NAV of the Fund may decrease over any given time period. The Fund’s NAV is dependent on the value of each options portfolio, which is based principally upon the performance of SNOW. The degree of participation in SNOW gains the Fund will experience will depend on prevailing market conditions, especially market volatility, at the time the Fund enters into the sold call option contracts and will vary from Call Period to Call Period. The value of the options contracts is affected by changes in the value and dividend rates of SNOW, changes in interest rates, changes in the actual or perceived volatility of SNOW and the remaining time to the options’ expiration, as well as trading conditions in the options market. As the price of SNOW changes and time moves towards the expiration of each Call Period, the value of the options contracts, and therefore the Fund’s NAV, will change. However, it is not expected for the Fund’s NAV to directly correlate on a day-to-day basis with the returns of SNOW. The amount of time remaining until the options contract’s expiration date affects the impact of the potential options premiums on the Fund’s NAV, which may not be in full effect until the expiration date of the Fund’s options contracts. Therefore, while changes in the price of the SNOW will result in changes to the Fund’s NAV, the Fund generally anticipates that the rate of change in the Fund’s NAV will be different than that experienced by SNOW.

Equity Market Risk. The prices of equity securities rise and fall daily. These price movements may result from factors affecting individual issuers, industries or the stock market as a whole. In addition, equity markets tend to move in cycles which may cause stock prices to fall over a short and extended periods of time. In a declining stock market, stock prices for all companies may decline, regardless of their long-term prospects.

Distribution Risk. The Fund seeks to provide weekly cash distributions. There is no assurance that the Fund will make a distribution in any given week. If the Fund does make distributions, the amounts of such distributions will likely vary greatly from one distribution to the next. Additionally, the weekly distributions, if any, may consist of returns of capital, which would decrease the Fund’s NAV and trading price over time. As a result, an investor may suffer significant losses to their investment. In addition, while the underlying stock may pay dividends, the Fund’s returns will not include any dividends paid by the underlying stock (except to the extent the Fund invests directly in SNOW), and any income generated by the Fund may be less than the income generated by a direct investment in the underlying stock.

NAV Erosion Risk Due to Distributions. When the Fund makes a distribution, the Fund’s NAV will typically drop by the amount of the distribution on the related ex-dividend date. The repeated payment of distributions by the Fund, if any, may significantly erode the Fund’s NAV and trading price over time. As a result, an investor may suffer significant losses to their investment.

Call Strategy Risks. The path dependency (i.e., the continued use) of the Fund’s call writing strategy will impact the extent that the Fund participates in the positive price returns of SNOW and, in turn, the Fund’s returns, both during the term of the sold call options and over longer time periods. If, for example, each month the Fund were to sell 7% out-of-the-money call options having a one-month term, the Fund’s participation in the positive price returns of SNOW will be capped at 7% in any given month. However, over a longer period (e.g., 5 months), the Fund should not be expected to participate fully in the first 35% (i.e., 5 months x 7%) of the positive price returns of SNOW, or the Fund may even lose money, even if the SNOW share price has appreciated by at least that much over such period, if during any month over that period SNOW had a return less than 7%. This example illustrates that both the Fund’s participation in the positive price returns of SNOW and its returns will depend not only on the price of SNOW but also on the path that SNOW takes over time.

Additionally, when implementing the Covered Call Spread Strategy, the use of credit call spreads introduces further complexities and risks. While purchasing a higher-strike call option limits potential losses from the short call position, it also reduces the net premium received, which may result in lower overall returns compared to a stand-alone covered call strategy. If the price of the Underlying Security rises rapidly, the call spread may still cap upside participation, leading to missed profit opportunities. Furthermore, market conditions, such as mispricing between near-the-money and further out-of-the-money options, may impact the effectiveness of the strategy, potentially resulting in lower-than-expected returns or increased losses. The relative pricing of options at different strike levels can vary due to volatility shifts, liquidity constraints, or other market dynamics, adding an additional layer of uncertainty to the Fund's performance under this strategy.

ETF Risks.

Authorized Participants, Market Makers, and Liquidity Providers Concentration Risk. The Fund has a limited number of financial institutions that are authorized to purchase and redeem Shares directly from the Fund (known as "Authorized Participants" or "APs"). In addition, there may be a limited number of market makers and/or liquidity providers in the marketplace. To the extent either of the following events occur, Shares may trade at a material discount to NAV and possibly face delisting: (i) APs exit the business or otherwise become unable to process creation and/or redemption orders and no other APs step forward to perform these services; or (ii) market makers and/or liquidity providers exit the business or significantly reduce their business activities and no other entities step forward to perform their functions.

Cash Redemption Risk. The Fund's investment strategy may require it to redeem Shares for cash or to otherwise include cash as part of its redemption proceeds. For example, the Fund may not be able to redeem in-kind certain securities held by the Fund (e.g., derivative instruments). In such a case, the Fund may be required to sell or unwind portfolio investments to obtain the cash needed to distribute redemption proceeds. This may cause the Fund to recognize a capital gain that it might not have recognized if it had made a redemption in-kind. As a result, the Fund may pay out higher annual capital gain distributions than if the in-kind redemption process was used. By paying out higher annual capital gain distributions, investors may be subjected to increased capital gains taxes. Additionally, there may be brokerage costs or taxable gains or losses that may be imposed on the Fund in connection with a cash redemption that may not have occurred if the Fund had made a redemption in-kind. These costs could decrease the value of the Fund to the extent they are not offset by a transaction fee payable by an AP.

Costs of Buying or Selling Shares. Buying or selling Shares involves certain costs, including brokerage commissions, other charges imposed by brokers, and bid-ask spreads. The bid-ask spread represents the difference between the price at which an investor is willing to buy Shares and the price at which an investor is willing to sell Shares. The spread varies over time based on the Shares' trading volume and market liquidity. The spread is generally lower if Shares have more trading volume and market liquidity and higher if Shares have little trading volume and market liquidity. Due to the costs of buying or selling Shares, frequent trading of Shares may reduce investment results and an investment in Shares may not be advisable for investors who anticipate regularly making small investments.

Management Risk. The Fund is subject to management risk because it is an actively managed portfolio. In managing the Fund's investment portfolio, the portfolio managers will apply investment techniques and risk analyses that may not produce the desired result. There can be no guarantee that the Fund will meet its investment objective.

Shares May Trade at Prices Other Than NAV. As with all ETFs, Shares may be bought and sold in the secondary market at market prices. Although it is expected that the market price of Shares will approximate the Fund's NAV, there may be times when the market price of Shares is more than the NAV intra-day (premium) or less than the NAV intra-day (discount) due to supply and demand of Shares or during periods of market volatility. This risk is heightened in times of market volatility, periods of steep market declines, and periods when there is limited trading activity for Shares in the secondary market, in which case such premiums or discounts may be significant.

Trading. Although Shares are listed on a national securities exchange, such as NYSE Arca, Inc. (the "Exchange"), and may be traded on U.S. exchanges other than the Exchange, there can be no assurance that an active trading market for the Shares will develop or be maintained or that the Shares will trade with any volume, or at all, on any stock exchange. This risk may be greater for the Fund as it seeks to have exposure to a single underlying stock as opposed to a more diverse portfolio like a traditional pooled investment. In stressed market conditions, the liquidity of Shares may begin to mirror the liquidity of the Fund's underlying portfolio holdings, which can be significantly less liquid than Shares. Shares trade on the Exchange at a market price that may be below, at or above the Fund's NAV. Trading in Shares on the Exchange may be halted due to market conditions or for reasons that, in the view of the Exchange, make trading in Shares inadvisable. In addition, trading in Shares on the Exchange is subject to trading halts caused by extraordinary market volatility pursuant to the Exchange "circuit breaker" rules. There can be no assurance that the requirements of the Exchange necessary to maintain the listing of the Fund will continue to be met or will remain unchanged. In the event of an unscheduled market close for options contracts that reference a single stock, such as SNOW's securities being halted or a market wide closure, settlement prices will be determined by the procedures of the listing exchange of the options contracts. As a result, the Fund could be adversely affected and be unable to implement its investment strategies in the event of an unscheduled closing.

Economic and Market Risk. Economies and financial markets throughout the world are becoming increasingly interconnected, which increases the likelihood that events or conditions in one country or region will adversely impact markets or issuers in other countries or regions. Securities in the Fund's portfolio may underperform in comparison to securities in the general financial markets, a particular financial market, or other asset classes, due to a number of factors, including inflation (or expectations for inflation), deflation (or expectations for deflation), interest rates, global demand for particular products or resources, market instability, financial system instability, debt crises and downgrades, embargoes, tariffs, sanctions and other trade barriers, regulatory events, other governmental trade or market control programs and related geopolitical events. In addition, the value of the Fund's investments may be negatively affected by the occurrence of global events such as war, terrorism, environmental disasters, natural disasters or events, country instability, and infectious disease epidemics or pandemics. The imposition by the U.S. of tariffs on goods imported from foreign countries and reciprocal tariffs levied on U.S. goods by those countries also may lead to volatility and instability in domestic and foreign markets.

High Portfolio Turnover Risk. The Fund may actively and frequently trade all or a significant portion of the Fund's holdings. A high portfolio turnover rate increases transaction costs, which may increase the Fund's expenses. Frequent trading may also cause adverse tax consequences for investors in the Fund due to an increase in short-term capital gains.

Inflation Risk. Inflation risk is the risk that the value of assets or income from investments will be less in the future as inflation decreases the value of money. As inflation increases, the present value of the Fund's assets and distributions, if any, may decline.

Liquidity Risk. Some securities held by the Fund, including options contracts, may be difficult to sell or be illiquid, particularly during times of market turmoil. This risk is greater for the Fund as it will hold options contracts on a single security, and not a broader range of options contracts. Markets for securities or financial instruments could be disrupted by a number of events, including, but not limited to, an economic crisis, natural disasters, epidemics/pandemics, new legislation or regulatory changes inside or outside the United States. Illiquid securities may be difficult to value, especially in changing or volatile markets. If the Fund is forced to sell an illiquid security at an unfavorable time or price, the Fund may be adversely impacted. Certain market conditions or restrictions, such as market rules related to short sales, may prevent the Fund from limiting losses, realizing gains or achieving a high correlation with SNOW. There is no assurance that a security that is deemed liquid when purchased will continue to be liquid. Market illiquidity may cause losses for the Fund.

Money Market Instrument Risk. The Fund may use a variety of money market instruments for cash management purposes, including money market funds, depository accounts and repurchase agreements. Repurchase agreements are contracts in which a seller of securities agrees to buy the securities back at a specified time and price. Repurchase agreements may be subject to market and credit risk related to the collateral securing the repurchase agreement. Money market instruments, including money market funds, may lose money through fees or other means.

Newer Fund Risk. The Fund is a recently organized management investment company with limited operating history. As a result, prospective investors only have a limited track record or history on which to base their investment decisions. There can be no assurance that the Fund will maintain an economically viable size.

Non-Diversification Risk. Because the Fund is "non-diversified," it may invest a greater percentage of its assets in the securities of a single issuer or a smaller number of issuers than if it was a diversified fund. As a result, a decline in the value of an investment in a single issuer or a smaller number of issuers could cause the Fund's overall value to decline to a greater degree than if the Fund held a more diversified portfolio. This may increase the Fund's volatility and cause the performance of a relatively smaller number of issuers to have a greater impact on the Fund's performance.

Operational Risk. The Fund is subject to risks arising from various operational factors, including, but not limited to, human error, processing and communication errors, errors of the Fund's service providers, counterparties or other third-parties, failed or inadequate processes and technology or systems failures. The Fund relies on third-parties for a range of services, including custody. Any delay or failure relating to engaging or maintaining such service providers may affect the Fund's ability to meet its investment objective. Although the Fund, and Adviser seek to reduce these operational risks through controls and procedures, there is no way to completely protect against such risks.

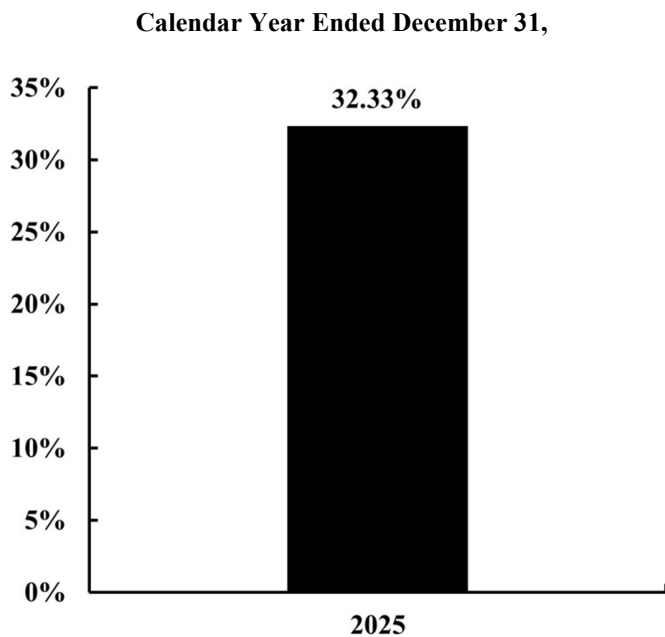
Single Issuer Risk. Issuer-specific attributes may cause an investment in the Fund to be more volatile than a traditional pooled investment which diversifies risk or the market generally. The value of the Fund, which focuses on an individual security (SNOW), may be more volatile than a traditional pooled investment or the market as a whole and may perform differently from the value of a traditional pooled investment or the market as a whole.

Tax Risk. The Fund intends to elect and to qualify each year to be treated as a regulated investment company (“RIC”) under Subchapter M of the Internal Revenue Code of 1986, as amended (“Code”). As a RIC, the Fund will not be subject to U.S. federal income tax on the portion of its net investment income and net capital gain that it distributes to Shareholders, provided that it satisfies certain requirements of the Code. If the Fund does not qualify as a RIC for any taxable year and certain relief provisions are not available, the Fund’s taxable income will be subject to tax at the Fund level and to a further tax at the shareholder level when such income is distributed. To comply with the asset diversification test applicable to a RIC, the Fund will attempt to ensure that the value of options it holds is never 25% of the total value of Fund assets at the close of any quarter. In particular, in combination with the Fund’s use of a “synthetic” strategy (i.e., purchasing exposure to the underlying stock through a combination of put and call options), the Fund maintains a portfolio of treasury securities, which are expected to enable the Fund to meet the diversification requirements. If the Fund’s investments in options were to exceed 25% of the Fund’s total assets at the end of a tax quarter, the Fund, generally, has a grace period to cure such lack of compliance. If the Fund fails to timely cure, it may no longer be eligible to be treated as a RIC.

U.S. Government and U.S. Agency Obligations Risk. The Fund may invest in securities issued by the U.S. government or its agencies or instrumentalities. U.S. Government obligations include securities issued or guaranteed as to principal and interest by the U.S. Government, its agencies or instrumentalities, such as the U.S. Treasury. Payment of principal and interest on U.S. Government obligations may be backed by the full faith and credit of the United States or may be backed solely by the issuing or guaranteeing agency or instrumentality itself. In the latter case, the investor must look principally to the agency or instrumentality issuing or guaranteeing the obligation for ultimate repayment, which agency or instrumentality may be privately owned. There can be no assurance that the U.S. Government would provide financial support to its agencies or instrumentalities (including government-sponsored enterprises) where it is not obligated to do so.

Performance

The following performance information provides some indication of the risks of investing in the Fund by showing changes in the Fund’s performance over time. The following bar chart shows the Fund’s annual returns. The table illustrates how the Fund’s average annual returns for the 1-year and since inception periods compare with those of a broad measure of market performance. Although past performance of the Fund is no guarantee of how it will perform in the future, historical performance may give you some indication of the risks of investing in the Fund. Updated performance information is available on the Fund’s website at www.yieldmaxetfs.com.



During the period of time shown in the bar chart, the Fund’s highest quarterly return was 38.55% for the quarter ended June 30, 2025 and the lowest quarterly return was -3.45% for the quarter ended December 31, 2025.

Average Annual Total Returns

For the Periods Ended December 31, 2025

	1 Year	Since Inception June 10, 2024
Return Before Taxes	32.33%	35.93%
Return After Taxes on Distributions	9.95%	15.20%
Return After Taxes on Distributions and Sale of Fund Shares	18.37%	19.05%
S&P 500 [®] Total Return Index (reflects no deduction for fees, expenses, or taxes) ⁽¹⁾	17.88%	18.50%

⁽¹⁾ The S&P 500[®] Total Return Index is a free-float market capitalization-weighted index of 500 of the largest U.S. companies. The index is calculated on a total return basis with dividends reinvested.

After-tax returns are calculated using the historical highest individual federal marginal income tax rates during the period covered by the table above and do not reflect the impact of state and local taxes. Actual after-tax returns depend on an investor's tax situation and may differ from those shown. After-tax returns shown are not relevant to investors who hold their Shares through tax-deferred or other tax-advantaged arrangements such as an individual retirement account ("IRA").

Management

Investment Adviser: Tidal Investments LLC (the "Adviser") serves as investment adviser to the Fund.

Portfolio Managers:

The following individuals are jointly and primarily responsible for the day-to-day management of the Fund.

Jay Pestrighelli, Portfolio Manager for the Adviser, has been a portfolio manager of the Fund since its inception in 2024.

Scott Snyder, Portfolio Manager for the Adviser, has been a portfolio manager of the Fund since February of 2026.

Matt Brandt, Portfolio Manager for the Adviser, has been a portfolio manager of the Fund since February of 2026.

Purchase and Sale of Shares

The Fund issues and redeems Shares at NAV only in large blocks known as "Creation Units," which only Authorized Participants (APs) (typically, broker-dealers) may purchase or redeem. The Fund generally issues and redeems Creation Units in exchange for a portfolio of securities (the "Deposit Securities") and/or a designated amount of U.S. cash.

Shares are listed on the Exchange, and individual Shares may only be bought and sold in the secondary market through brokers at market prices, rather than NAV. Because Shares trade at market prices rather than NAV, Shares may trade at a price greater than NAV (premium) or less than NAV (discount).

An investor may incur costs attributable to the difference between the highest price a buyer is willing to pay to purchase Shares (the "bid" price) and the lowest price a seller is willing to accept for Shares (the "ask" price) when buying or selling Shares in the secondary market. This difference in bid and ask prices is often referred to as the "bid-ask spread."

Information regarding the Fund's NAV, market price, how often Shares traded on the Exchange at a premium or discount, and the median bid-ask spreads can be found on the Fund's website at www.yieldmaxetfs.com.

Tax Information

Fund distributions are generally taxable as ordinary income, qualified dividend income, or capital gains (or a combination), unless an investment is in an individual retirement account ("IRA") or other tax-advantaged account. Distributions on investments made through tax-deferred arrangements may be taxed later upon withdrawal of assets from those accounts.

Financial Intermediary Compensation

If you purchase Shares through a broker-dealer or other financial intermediary (such as a bank) (an "Intermediary"), the Adviser or its affiliates may pay Intermediaries for certain activities related to the Fund, including participation in activities that are designed to make Intermediaries more knowledgeable about exchange-traded products, including the Fund, or for other activities, such as marketing, educational training, or other initiatives related to the sale or promotion of Shares. These payments may create a conflict of interest by influencing the Intermediary and your salesperson to recommend the Fund over another investment. Any such arrangements do not result in increased Fund expenses. Ask your salesperson or visit the Intermediary's website for more information.

YieldMax[®] XYZ Option Income Strategy ETF - FUND SUMMARY

Investment Objective

The Fund's primary investment objective is to seek current income. The Fund's secondary investment objective is to seek exposure to the share price of the common stock of Block, Inc. ("XYZ" or "Underlying Security"), subject to a limit on potential investment gains.

Fees and Expenses of the Fund

This table describes the fees and expenses that you may pay if you buy, hold, and sell shares of the Fund ("Shares"). **You may pay other fees, such as brokerage commissions and other fees to financial intermediaries, which are not reflected in the table and Example below.**

Annual Fund Operating Expenses⁽¹⁾ (expenses that you pay each year as a percentage of the value of your investment)

Management Fee	0.99%
Distribution and Service (12b-1) Fees	None
Other Expenses (includes interest and tax expense)	0.37%
Total Annual Fund Operating Expenses	1.36%

⁽¹⁾ The Fund's investment adviser, Tidal Investments LLC (the "Adviser"), a Tidal Financial Group company, will pay, or require a sub-adviser to pay, all expenses incurred by the Fund (except for advisory fees and sub-advisory fees, as the case may be) excluding interest charges on any borrowings made for investment purposes, dividends and other expenses on securities sold short, taxes, brokerage commissions and other expenses incurred in placing orders for the purchase and sale of securities and other investment instruments, acquired fund fees and expenses, accrued deferred tax liability, distribution fees and expenses paid by the Fund under any distribution plan adopted pursuant to Rule 12b-1 under the Investment Company Act of 1940, as amended (the "1940 Act"), and litigation expenses and other non-routine or extraordinary expenses.

Expense Example

This Example is intended to help you compare the cost of investing in the Fund with the cost of investing in other funds. The Example assumes that you invest \$10,000 in the Fund for the time periods indicated and then redeem or hold all of your Shares at the end of those periods. The Example also assumes that your investment has a 5% return each year and that the Fund's operating expenses remain the same. The Example does not take into account brokerage commissions that you may pay on your purchases and sales of Shares. Although your actual costs may be higher or lower, based on these assumptions your costs would be:

1 Year	3 Years	5 years	10 Years
\$138	\$431	\$745	\$1,635

Portfolio Turnover

The Fund pays transaction costs, such as commissions, when it buys and sells securities (or "turns over" its portfolio). A higher portfolio turnover rate may indicate higher transaction costs and may result in higher taxes when Shares are held in a taxable account. These costs, which are not reflected in total annual fund operating expenses or in the expense example above, affect the Fund's performance. During the most recent fiscal year ended October 31, 2025, the Fund's portfolio turnover rate was 46% of the average value of its portfolio.

Principal Investment Strategies

The Fund is an actively managed exchange-traded fund ("ETF") that seeks current income while providing exposure to the share price (*i.e.*, the price returns) of the Underlying Security, subject to participation in a portion of potential investment gains. The Fund will employ its investment strategy as it relates to the Underlying Security regardless of whether there are periods of adverse market, economic, or other conditions and will not take temporary defensive positions during such periods. As further described below, the Fund uses either a synthetic covered call strategy or a synthetic covered call spread strategy to seek to generate options premiums and provide indirect exposure to the share price returns of the Underlying Security, subject to participation in a portion of potential investment gains as a result of the nature of the options strategy it employs. That is, the Fund not only seeks to generate options premiums but also aims to derive gains when the value of the Underlying Security increases. The Fund's options contracts provide:

- indirect exposure to the share price returns of the Underlying Security,
- option premiums, and
- participation in a portion of gains, if any, of the share price returns of the Underlying Security.

For more information, see sections “The Fund’s Use of Underlying Security Option Contracts” and “Synthetic Covered Call Strategy” below.

Why invest in the Fund?

- The Fund seeks to generate weekly cash distributions, which is not dependent on the price appreciation of the Underlying Security.
- The Fund seeks to participate in a portion of the gains experienced by the Underlying Security.

That is, although the Fund may not fully participate in gains in the Underlying Security’s stock price, the Fund’s portfolio is designed to generate options premiums.

An Investment in the Fund is not an investment in the Underlying Security.

- **The Fund’s strategy will capture only a portion of its potential gains if the Underlying Security’s stock price increase in value.**
- **The Fund’s strategy is subject to all potential losses if the Underlying Security’s stock price decrease in value, which may not be offset by the options premiums received by the Fund.**
- The Fund may from time to time invest directly in the Underlying Security.
- Fund shareholders are not entitled to any Underlying Security dividends, except to the extent the Fund invests directly in the Underlying Security.

While the Fund seeks to provide current income pursuant to its investment objective, a portion (sometimes significant) of the Fund’s distributions may be classified as return of capital (“ROC”) for financial or tax reporting purposes. Generally speaking, ROC refers to the portion of a distribution from an investment that represents a return of the original investment (principal) rather than income or profit. Accordingly, such distributions do not necessarily reflect the Fund’s income or yield. See the prospectus section titled “Additional Information About the Funds” for more information about option premiums and ROC.

Additional information regarding the Underlying Security is also set forth below.

The Fund’s Use of Underlying Security Option Contracts

As part of the Fund’s synthetic covered call strategy and synthetic covered call spread strategy, the Fund will purchase and sell a combination of standardized exchange-traded and FLEXible EXchange® (“FLEX”) call and put option contracts that are based on the value of the price returns of the Underlying Security.

- In general, an option contract gives the purchaser of the option contract the right to purchase (for a call option) or sell (for a put option) the underlying asset (like shares of the Underlying Security) at a specified price (the “strike price”).
- If exercised, an option contract obligates the seller to deliver shares (for a sold or “short” call) or buy shares (for a sold or “short” put) of the underlying asset at a specified price (the “strike price”).
- Options contracts must be exercised or traded to close within a specified time frame, or they expire. See the chart in section “Fund Portfolio” below for a description of the option contracts utilized by the Fund.

Standardized exchange-traded options include standardized terms. FLEX options are also exchange-traded, but they allow for customizable terms (e.g., the strike price can be negotiated). For more information on FLEX options, see “Additional Information about the Funds – Exchange Traded Options Portfolio.”

The Fund’s options contracts are based on the value of the Underlying Security, which gives the Fund the right or obligation to receive or deliver shares of the Underlying Security on the expiration date of the applicable option contract in exchange for the stated strike price, depending on whether the option contract is a call option or a put option, and whether the Fund purchases or sells the option contract.

Covered Call Strategy

In seeking to achieve its investment objective, the Fund may implement a “*synthetic* covered call” and, to a lesser extent, a “*traditional* covered call” strategy using the standardized exchange-traded and FLEX options described above.

- A *traditional* covered call strategy is an investment strategy where an investor (the Fund) sells a call option on an underlying security it owns.
- A *synthetic* covered call strategy is similar to a traditional covered call strategy in that the investor sells a call option that is based on the value of the underlying security. However, in a synthetic covered call strategy, the investor (the Fund) does not own the underlying security, but rather seeks to *synthetically* replicate 100% of the price movements of the underlying security through the use of various investment instruments.

The Fund's covered call strategies consists of the following three elements, each of which is described in greater detail farther below:

- Direct or synthetic long exposure to the Underlying Security, which allows the Fund to seek to participate in the changes, up or down, in the price of shares of the Underlying Security.
- Covered call writing (where the Underlying Security's call options are sold against the synthetic long portion of the strategy), which allows the Fund to generate options premiums.
- U.S. Treasuries, which are used for collateral for the options, and which generate income.

1. Long Exposure (Synthetic or Direct)

Synthetic Long Exposure: To achieve a synthetic long exposure to the Underlying Security, the Fund will buy the Underlying Security's call options and, simultaneously, sell the Underlying Security's put options to try to replicate the price movements of the Underlying Security. The call options purchased by the Fund and the put options sold by the Fund will generally have one-month to six-month terms and strike prices that are approximately equal to the then-current share price of the Underlying Security at the time the contracts are purchased and sold, respectively. The combination of the long call options and sold put options provides the Fund with indirect investment exposure equal to approximately 100% of the Underlying Security for the duration of the applicable options exposure.

In addition, the Fund may use other instruments and transactions to gain synthetic exposure to the Underlying Security. For example, the Fund may enter into swap contracts that provide exposure to the Underlying Security. The Fund also may utilize additional options strategies, including purchasing call options that are "deep in the money" (i.e., the Underlying Security's price is well above the strike price on the call option).

Direct Long Exposure: The Fund may directly hold equity securities of the Underlying Security.

2. Covered Call Strategies

Covered Call Strategy

As part of its strategy, the Fund will write (sell) call option contracts on the Underlying Security to generate options premiums. These written call options will generally be sold short (i.e., selling a position it does not currently own). The Fund will seek to participate in the share price appreciation of the Underlying Security, if any. However, due to the nature of covered call strategies, the Fund's participation may be subject to a cap (as described below). In this strategy, the call options written (sold) by the Fund will generally have 1- month or less expiration dates (the "Call Period") and generally have a strike price that is approximately 0%-15% above the then-current share price of the Underlying Security.

It is important to note that the sale of the Underlying Security call option contracts will limit the Fund's participation in the appreciation in the Underlying Security's stock price. If the stock price of the Underlying Security increases, the above-referenced synthetic long exposure alone would allow the Fund to experience similar percentage gains. However, if the Underlying Security's stock price appreciates beyond the strike price of one or more of the sold (short) call option contracts, the Fund will lose money on those short call positions, and the losses will, in turn, limit the upside return of the Fund's synthetic long exposure. As a result, the Fund's overall strategy (i.e., the combination of the synthetic long exposure to the Underlying Security and the sold (short) the Underlying Security call positions) will limit the Fund's participation in gains in the Underlying Security's stock price beyond a certain point.

Covered Call Spread Strategy

The Adviser will employ the Covered Call Spread Strategy when it believes it is a better strategy for the Fund as compared to the Covered Call Strategy. The Fund may write (sell) credit call spreads (described below) rather than stand-alone call option contracts to seek greater participation in the potential appreciation of its Underlying Security's share price, while still generating net options premiums. The Adviser will primarily employ this covered call spread strategy when it believes that the share price of its Underlying Security is likely to rise significantly in the short term (e.g., following a substantial selloff or overall positive market news). Additionally, the Adviser may use this strategy in other scenarios (e.g., if the market is undervaluing further out-of-the-money options relative to near-the-money options), where it believes the use of credit call spreads may prove more advantageous to the Fund's total return than the covered call strategy.

A credit call spread involves selling a call option while simultaneously buying a call option with a higher strike price, both with the same expiration date. By writing credit call spreads, the Fund can potentially offset losses incurred from its short call positions if the Underlying Security's share price rises above the strike price.

3. U.S. Treasuries

The Fund will hold short-term U.S. Treasury securities as collateral in connection with the Fund's synthetic covered call strategy. The Fund may also invest in pooled vehicles (e.g., mutual funds and ETFs) that invest in U.S Treasuries.

The Fund intends to continuously maintain exposure to the Underlying Security, primarily through the use of options contracts. As the options contracts it holds are exercised or expire it may enter into new options contracts, a practice referred to as “rolling.” The Fund’s practice of rolling options may result in high portfolio turnover.

Fund’s Weekly Distributions

The Fund will seek to provide weekly cash distributions. The Fund will seek to generate such distributions in the following ways:

- Writing (selling) call option contracts on its Underlying Security as described above to generate options premiums. A premium, in this context, refers to the price the option buyer pays to the option seller (the Fund) for the rights granted by the option. The amount of these premiums is largely affected by the fluctuations in the Underlying Security’s stock prices. However, other elements like interest rates can also influence the level of premiums.
- Investing in short-term U.S. Treasury securities. The income generated by these securities will be influenced by interest rates at the time of investment.
- In addition, the Fund’s use of the Covered Call Spread Strategy may occasionally allow it to capture a substantial portion of any significant increase in the price of its Underlying Security. When this happens, the Fund could receive profits exceeding the initial cost of the call options, and the Fund’s distributions may include some of those profits.

Fund’s Return Profile vs its Underlying Security

For the reasons stated above, the Fund’s performance will differ from that of the Underlying Security’s stock price. The performance differences will depend on, among other things, the price of the Underlying Security, changes in the value of the Underlying Security options contracts the Fund holds, and changes in the value of the U.S. Treasuries.

Fund Portfolio

Principal Holdings		
Portfolio Holdings (All derivative instruments are based on the value of the Underlying Security)	Investment Terms	Expected Target Maturity
Purchased call option contracts	<p>“at-the-money” (i.e., the strike price is equal to the then-current share price of the Underlying Security at the time of purchase) to provide indirect exposure to positive price returns of the Underlying Security.</p> <p>If the Underlying Security share price increases, these options will generate corresponding increases to the Fund.</p>	1-month to 6-month expiration dates
Sold put option contracts	<p>“at-the-money” (i.e., the strike price is equal to the then-current share price of the Underlying Security at the time of sale). They are sold to help pay for the purchased call options described above.</p> <p>However, the sold put option contracts provide exposure to the full extent of any share price losses experienced by the Underlying Security.</p>	1-month to 6-month expiration dates
Sold (short) call option contracts (Covered Call Strategy)	<p>The strike price is approximately 0%-15% more than the then-current share price of the Underlying Security at the time of sale.</p> <p>They generate options premiums. However, they also limit some potential positive returns that the Fund may have otherwise experienced from gains in the Underlying Security’s share price.</p>	1-month or less expiration dates
Sold (short) call option contracts (Covered Call Spread Strategy)	<p>The strike price is approximately 0%-15% more than the then-current share price of the Fund’s Underlying Security at the time of sale.</p> <p>Sold call option contracts provide inverse exposure to the full extent of any increases in the value experienced by the Fund’s Underlying Security, minus the premium received.</p>	1-month or less expiration dates
Purchased call option contracts (Covered Call Spread Strategy)	<p>“out-of-the-money” (i.e., the strike price is above the strike price of the corresponding Covered Call Spread Strategy sold call). Bought call option contracts provide exposure to the full extent of any increases in the value experienced by the Fund’s Underlying Security above the option’s strike price.</p>	1-month or less expiration dates
Purchased call option contracts (Deep-in-the-money synthetic long exposure)	<p>“Deep in the money” (i.e., the Underlying Security’s price is well above the strike price on the call option) to provide synthetic long exposure designed to closely track price movements of the Underlying Security. These options are expected to exhibit greater sensitivity to changes in the Underlying Security’s share price than out-of-the-money or at-the-money calls.</p>	1-month to 6-month expiration dates
Swap contracts	<p>The Fund may enter into swap contracts that provide exposure to the Underlying Security’s price movements (and/or total return), generally in exchange for a financing rate and/or other contractual payments. Swap contracts may be used as an alternative or supplement to options positions to obtain exposure to the Underlying Security.</p>	13-month to 60-month terms
Equity securities of the Underlying Security (Direct holdings)	<p>The Fund may purchase and hold shares of the Underlying Security to obtain direct exposure to the Underlying Security’s price movements and any distributions.</p>	NA
U.S Treasury Securities and Cash	<p>Multiple series of U.S. Treasury Bills supported by the full faith and credit of the U.S. government.</p> <p>These instruments are used as collateral for the Fund’s derivative investments.</p> <p>They will also generate income.</p>	6-month to 2-year maturities

The market value of the cash and treasuries held by the Fund is generally expected to be between 25% and 100% of the Fund's net assets and the market value of the options package is generally expected to be between 0% and 50% of the Fund's net assets (though actual exposures may deviate from these ranges from time to time). In terms of notional value, the combination of these investment instruments provides indirect investment exposure to the Underlying Security equal to at least 95% of the Fund's total assets.

Under normal circumstances, the Fund will invest at least 80% of its net assets, plus borrowings for investment purposes, in securities and financial instruments that provide indirect exposure to XYZ.

The Fund is classified as "non-diversified" under the 1940 Act.

There is no guarantee that the Fund's investment strategy will be properly implemented, and an investor may lose some or all of its investment.

Block, Inc.

Block, Inc. provides software, hardware and financial services to sellers and individuals. Block, Inc. operates two reportable segments: (i) Square; and (ii) Cash App. Square offers a cohesive commerce ecosystem that helps Block, Inc.'s sellers start, run, and grow their businesses. Cash App provides an ecosystem of financial products and services to help individuals manage their money. Block, Inc. is listed on the NYSE. Per XYZ's most recent Form 10-K filing, the aggregate market value of voting and non-voting common equity, as of the most recent available data at time of drafting this prospectus (June 30, 2024), held by non-affiliates of XYZ, was approximately \$37.8 billion.

Block, Inc. is registered under the Securities Exchange Act of 1934, as amended (the "Exchange Act"). Information provided to or filed with the SEC by Block, Inc. pursuant to the Exchange Act can be located by reference to the SEC file number 001-37622 through the SEC's website at www.sec.gov. In addition, information regarding Block, Inc. may be obtained from other sources including, but not limited to, press releases, newspaper articles and other publicly disseminated documents.

This document relates only to the securities offered hereby and does not relate to XYZ or other securities of Block, Inc. The Fund has derived all disclosures contained in this document regarding Block, Inc. from the publicly available documents. None of the Fund, the Trust, the Adviser, or their respective affiliates has participated in the preparation of such publicly available offering documents or made any due diligence inquiry regarding such documents with respect to Block, Inc. None of the Fund, the Trust, the Adviser, or their respective affiliates makes any representation that such publicly available documents or any other publicly available information regarding Block, Inc. is accurate or complete. Furthermore, the Fund cannot give any assurance that all events occurring prior to the date hereof (including events that would affect the accuracy or completeness of the publicly available documents described above) that would affect the trading price of Block, Inc. (and therefore the price of the Fund at the time we price the securities) have been publicly disclosed. Subsequent disclosure of any such events or the disclosure of or failure to disclose material future events concerning Block, Inc. could affect the value received with respect to the securities and therefore the value of the securities.

None of the Fund, the Trust, the Adviser, or their respective affiliates makes any representation to you as to the performance of XYZ.

NONE OF THE FUND, TIDAL TRUST II, OR TIDAL INVESTMENTS LLC IS AFFILIATED, CONNECTED, OR ASSOCIATED WITH XYZ. THE FUND WAS NOT DEVELOPED OR CREATED BY, AND IS NOT SPONSORED, ENDORSED, OR APPROVED BY, XYZ.

Moreover, XYZ has not participated in the development of the Fund's investment strategy. XYZ does not select or approve the Fund's portfolio holdings, nor does it participate in the construction, design, or implementation of the Fund. XYZ does not provide any assurances, guarantees, or representations regarding the Fund or its performance. Nothing herein shall be construed as an offer of any security by XYZ.

None of the Fund, the Trust, the Adviser, or their respective affiliates claim any ownership interest in any trademarks owned by Block, Inc. or XYZ. All rights in the trademarks are reserved by their respective owners.

Due to the Fund's investment strategy, the Fund's investment exposure is concentrated in (or substantially exposed to) the same industry as that assigned to XYZ. As of the date of the Prospectus, XYZ is assigned to the financial services industry.

Principal Investment Risks

The principal risks of investing in the Fund are summarized below. As with any investment, there is a risk that you could lose all or a portion of your investment in the Fund. Some or all of these risks may adversely affect the Fund's net asset value ("NAV") per share, trading price, yield, total return, and/or ability to meet its objective. For more information about the risks of investing in the Fund, see the section in the Fund's Prospectus titled "Additional Information About the Funds—Principal Risks of Investing in the Funds."

An investment in the Fund entails risk. The Fund may not achieve its investment objective and there is a risk that you could lose all of your money invested in the Fund. The Fund is not a complete investment program. It is important that investors closely review all of the risks listed below and understand them before making an investment in the Fund.

Each risk summarized below is considered a “principal risk” of investing in the Fund, regardless of the order in which they appear.

XYZ Risk. The Fund invests in options contracts and swaps that are based on the value of XYZ and may also invest directly in XYZ. These investments in options contracts and swaps subject the Fund to certain of the same risks as if it owned shares of XYZ, even though it may not; although at times the Fund may also hold shares of XYZ directly. By virtue of these investments, the Fund may be subject to the following risks:

Indirect Investment in XYZ Risk. Block, Inc. is not affiliated with the Trust, the Fund, the Adviser, or their respective affiliates and is not involved with this offering in any way and has no obligation to consider your Shares in taking any corporate actions that might affect the value of Shares. Investors in the Fund will not have voting rights and will not be able to influence management of Block, Inc. but will be exposed to the performance of XYZ (the underlying stock). Except to the extent the Fund invests directly in XYZ, investors in the Fund will not have rights to receive dividends or other distributions or any other rights with respect to the underlying stock but will be subject to declines in the performance of the underlying stock.

XYZ Trading Risk. The trading price of XYZ may be highly volatile and could continue to be subject to wide fluctuations in response to various factors. The stock market in general, and the market for technology companies in particular, has experienced extreme price and volume fluctuations that have often been unrelated or disproportionate to the operating performance of those companies. In particular, a large proportion of XYZ may be traded by short sellers which may put pressure on the supply and demand for the common stock of Block, Inc., further influencing volatility in its market price. Public perception and other factors outside of the control of Block, Inc. may additionally impact XYZ’s stock price due to Block, Inc. garnering a disproportionate degree of public attention, regardless of actual operating performance. In addition, in the past, following periods of volatility in the overall market and the market price of a particular company’s securities, securities class action litigation has often been instituted against companies such as these. Moreover, stockholder litigation like this has been filed against Block, Inc. in the past. While Block, Inc. continues to defend such actions, any judgment against Block, Inc., or any future stockholder litigation could result in substantial costs and a diversion of the management of Block, Inc.’s attention and resources. If XYZ trading is halted, trading in Shares of the Fund may be impacted, either temporarily or indefinitely.

Block, Inc. Performance Risk. Block, Inc. may fail to meet its publicly announced guidelines or other expectations about its business, which could cause the price of XYZ to decline. Block, Inc. provides guidance regarding its expected financial and business performance, such as projections regarding sales and production, as well as anticipated future revenues, gross margins, profitability and cash flows. Correctly identifying key factors affecting business conditions and predicting future events is inherently an uncertain process, and the guidance Block, Inc. provides may not ultimately be accurate and has in the past been inaccurate in certain respects, such as the timing of new product manufacturing ramps. The guidance is based on certain assumptions such as those relating to global and local economic conditions, anticipated production and sales volumes (which generally are not linear throughout a given period), average sales prices, supplier and commodity costs, and planned cost reductions. If Block, Inc.’s guidance is not accurate or varies from actual results due to its inability to meet the assumptions or the impact on its financial performance that could occur as a result of various risks and uncertainties, the market value of common stock issued by Block, Inc. could decline significantly.

Software Industry Risk. The software industry can be significantly affected by intense competition, aggressive pricing, technological innovations, and product obsolescence. Companies in the software industry are subject to significant competitive pressures, such as aggressive pricing, new market entrants, competition for market share, short product cycles due to an accelerated rate of technological developments and the potential for limited earnings and/or falling profit margins. These companies also face the risks that new services, equipment or technologies will not be accepted by consumers and businesses or will become rapidly obsolete. These factors can affect the profitability of these companies and, as a result, the value of their securities. Also, patent protection is integral to the success of many companies in this industry, and profitability can be affected materially by, among other things, the cost of obtaining (or failing to obtain) patent approvals, the cost of litigating patent infringement and the loss of patent protection for products (which significantly increases pricing pressures and can materially reduce profitability with respect to such products). In addition, many software companies have limited operating histories. Prices of these companies’ securities historically have been more volatile than other securities, especially over the short term.

Financial Services Industry Risk. Financial services companies are subject to extensive governmental regulation which may limit both the amounts and types of loans and other financial commitments they can make, the interest rates and fees they can charge, the scope of their activities, the prices they can charge and the amount of capital they must maintain. Profitability is largely dependent on the availability and cost of capital funds and can fluctuate significantly when interest rates change or due to increased competition. In addition, deterioration of the credit markets generally may cause an adverse impact in a broad range of markets, including U.S. and international credit and interbank money markets generally, thereby affecting a wide range of financial institutions and markets. Certain events in the financial industry may cause an unusually high degree of volatility in the financial markets, both domestic and foreign, and cause certain financial services companies to incur large losses. Securities of financial services companies may experience a dramatic decline in value when such companies experience substantial declines in the valuations of their assets, take action to raise capital (such as the issuance of debt or equity securities), or cease operations. Credit losses resulting from financial difficulties of borrowers and financial losses associated with investment activities can negatively impact the industry. Insurance companies may be subject to severe price competition. Adverse economic, business or political developments could adversely affect financial institutions engaged in mortgage finance or other lending or investing activities directly or indirectly connected to the value of real estate.

Transaction and Payment Processing Industry Risks. Investing in the transaction and payment processing industry entails several risks. Cyberattacks and security vulnerabilities pose a significant threat, potentially leading to severe damage. Business interruptions or system failures can disrupt company operations, impacting its websites, applications, products, and services. Intense competition, changes in payment card networks or bank fees, and reliance on third-parties contribute to operational risks. Transaction and payment processing companies must continuously adapt to technological developments to offer innovative products and services, as failure to do so may result in declining product usage and revenues. The company is subject to extensive government regulation and compliance requirements, with potential consequences for non-compliance, including significant costs, liabilities, and the need for additional licenses or regulatory approvals. Regional regulations and licensing requirements add complexity, particularly in markets such as the European Economic Area and the United Kingdom, where specific obligations and potential enforcement actions exist. The evolving regulatory landscape and uncertainties surrounding cryptocurrency regulations introduce further risks, potentially leading to additional regulations, licensing requirements, and the need to modify or discontinue cryptocurrency as a payment option or otherwise. Transaction and payment processing companies' lending activities are subject to federal and state laws, with increasing regulatory focus on consumer lending potentially leading to policy and operational changes. Compliance with privacy and data protection laws is crucial to avoid fines, penalties, and reputational harm. Lastly, a transaction and payment processing company's international operations expose the company to regulatory scrutiny and global economic conditions.

Derivatives Risk. Derivatives are financial instruments that derive value from the underlying reference asset or assets, such as stocks, bonds, or funds (including ETFs), interest rates or indexes. The Fund's investments in derivatives may pose risks in addition to, and greater than, those associated with directly investing in securities or other ordinary investments, including risk related to the market, imperfect correlation with underlying investments or the Fund's other portfolio holdings, higher price volatility, lack of availability, counterparty risk, liquidity, valuation and legal restrictions. The use of derivatives is a highly specialized activity that involves investment techniques and risks different from those associated with ordinary portfolio securities transactions. The use of derivatives may result in larger losses or smaller gains than directly investing in securities. When the Fund uses derivatives, there may be imperfect correlation between the value of XYZ and the derivative, which may prevent the Fund from achieving its investment objective. Because derivatives often require only a limited initial investment, the use of derivatives may expose the Fund to losses in excess of those amounts initially invested. In addition, the Fund's investments in derivatives are subject to the following risks:

Options Contracts. The use of options contracts involves investment strategies and risks different from those associated with ordinary portfolio securities transactions. The prices of options are volatile and are influenced by, among other things, actual and anticipated changes in the value of the underlying instrument, including the anticipated volatility, which are affected by fiscal and monetary policies and by national and international political, changes in the actual or implied volatility or the reference asset, the time remaining until the expiration of the option contract and economic events. For the Fund in particular, the value of the options contracts in which it invests is substantially influenced by the value of XYZ. The Fund may experience substantial downside from specific option positions and certain option positions held by the Fund may expire worthless. The options held by the Fund are exercisable at the strike price on their expiration date. As an option approaches its expiration date, its value typically increasingly moves with the value of the underlying instrument. However, prior to such date, the value of an option generally does not increase or decrease at the same rate as the underlying instrument. There may at times be an imperfect correlation between the movement in the values of options contracts and the underlying instrument, and there may at times not be a liquid secondary market for certain options contracts. The value of the options held by the Fund will be determined based on market quotations or other recognized pricing methods. Additionally, as the Fund intends to continuously maintain indirect exposure to XYZ through the use of options contracts, as the options contracts it holds are exercised or expire it will enter into new options contracts, a practice referred to as "rolling." If the expiring options contracts do not generate proceeds enough to cover the cost of entering into new options contracts, the Fund may experience losses.

Swap Agreements Risk. The use of swap transactions is a highly specialized activity, which involves investment techniques and risks different from those associated with ordinary portfolio securities transactions. Whether the Fund will be successful in using swap agreements to achieve its investment goal depends on the ability of the Adviser to structure such swap agreements in accordance with the Fund's investment objective and to identify counterparties for those swap agreements. If the Adviser is unable to enter into swap agreements that provide leveraged exposure to the Underlying Security, the Fund may not meet its stated investment objective. Additionally, any financing, borrowing or other costs associated with using swap transactions may also have the effect of lowering the Fund's return.

The swap agreements in which the Fund invests are generally traded in the over-the-counter market, which generally has less transparency than exchange-traded derivatives instruments. In a standard swap transaction, two parties agree to exchange the return (or differentials in rates of return) earned or realized on particular predetermined reference assets or underlying securities or instruments. The gross return to be exchanged or swapped between the parties is calculated based on a notional amount or the return on or change in value of a particular dollar amount invested in a basket of securities.

If the Underlying Security has a dramatic move that causes a material decline in the Fund's net assets, the terms of a swap agreement between the Fund and its counterparty may permit the counterparty to immediately close out the swap transaction with the Fund. In that event, the Fund may be unable to enter into another swap agreement or invest in other derivatives to achieve exposure consistent with the Fund's investment objective. This may prevent the Fund from achieving its objective, even if the Underlying Security later reverses all or a portion of its movement.

Counterparty Risk. The Fund is subject to counterparty risk by virtue of its investments in options contracts. Transactions in some types of derivatives, including options, are required to be centrally cleared ("cleared derivatives"). In a transaction involving cleared derivatives, the Fund's counterparty is a clearing house rather than a bank or broker. Since the Fund is not a member of clearing houses and only members of a clearing house ("clearing members") can participate directly in the clearing house, the Fund will hold cleared derivatives through accounts at clearing members. In cleared derivatives positions, the Fund will make payments (including margin payments) to and receive payments from a clearing house through their accounts at clearing members. Customer funds held at a clearing organization in connection with any options contracts are held in a commingled omnibus account and are not identified to the name of the clearing member's individual customers. As a result, assets deposited by the Fund with any clearing member as margin for options may, in certain circumstances, be used to satisfy losses of other clients of the Fund's clearing member. In addition, although clearing members guarantee performance of their clients' obligations to the clearing house, there is a risk that the assets of the Fund might not be fully protected in the event of the clearing member's bankruptcy, as the Fund would be limited to recovering only a pro rata share of all available funds segregated on behalf of the clearing member's customers for the relevant account class. The Fund is also subject to the risk that a limited number of clearing members are willing to transact on the Fund's behalf, which heightens the risks associated with a clearing member's default. This risk is greater for the Fund as it seeks to hold options contracts on a single security, and not a broader range of options contracts, which may limit the number of clearing members that are willing to transact on the Fund's behalf. If a clearing member defaults the Fund could lose some or all of the benefits of a transaction entered into by the Fund with the clearing member. If the Fund cannot find a clearing member to transact with on the Fund's behalf, the Fund may be unable to effectively implement its investment strategy.

Price Participation Risk. The Fund employs an investment strategy that includes the sale of call option contracts, which limits the degree to which the Fund will participate in increases in value experienced by XYZ over the Call Period. This means that if XYZ experiences an increase in value above the strike price of the sold call options during a Call Period, the Fund will likely not experience that increase to the same extent and may significantly underperform XYZ over the Call Period. Additionally, because the Fund is limited in the degree to which it will participate in increases in value experienced by XYZ over each Call Period, but has full exposure to any decreases in value experienced by XYZ over the Call Period, the NAV of the Fund may decrease over any given time period. The Fund's NAV is dependent on the value of each options portfolio, which is based principally upon the performance of XYZ. The degree of participation in XYZ gains the Fund will experience will depend on prevailing market conditions, especially market volatility, at the time the Fund enters into the sold call option contracts and will vary from Call Period to Call Period. The value of the options contracts is affected by changes in the value and dividend rates of XYZ, changes in interest rates, changes in the actual or perceived volatility of XYZ and the remaining time to the options' expiration, as well as trading conditions in the options market. As the price of XYZ changes and time moves towards the expiration of each Call Period, the value of the options contracts, and therefore the Fund's NAV, will change. However, it is not expected for the Fund's NAV to directly correlate on a day-to-day basis with the returns of XYZ. The amount of time remaining until the options contract's expiration date affects the impact of the potential options premiums on the Fund's NAV, which may not be in full effect until the expiration date of the Fund's options contracts. Therefore, while changes in the price of the XYZ will result in changes to the Fund's NAV, the Fund generally anticipates that the rate of change in the Fund's NAV will be different than that experienced by XYZ.

Equity Market Risk. The prices of equity securities rise and fall daily. These price movements may result from factors affecting individual issuers, industries or the stock market as a whole. In addition, equity markets tend to move in cycles which may cause stock prices to fall over a short and extended periods of time. In a declining stock market, stock prices for all companies may decline, regardless of their long-term prospects.

Distribution Risk. The Fund seeks to provide weekly cash distributions. There is no assurance that the Fund will make a distribution in any given week. If the Fund does make distributions, the amounts of such distributions will likely vary greatly from one distribution to the next. Additionally, the weekly distributions, if any, may consist of returns of capital, which would decrease the Fund's NAV and trading price over time. As a result, an investor may suffer significant losses to their investment. In addition, while the underlying stock may pay dividends, the Fund's returns will not include any dividends paid by the underlying stock (except to the extent the Fund invests directly in XYZ), and any income generated by the Fund may be less than the income generated by a direct investment in the underlying stock.

NAV Erosion Risk Due to Distributions. When the Fund makes a distribution, the Fund's NAV will typically drop by the amount of the distribution on the related ex-dividend date. The repeated payment of distributions by the Fund, if any, may significantly erode the Fund's NAV and trading price over time. As a result, an investor may suffer significant losses to their investment.

Call Strategy Risks. The path dependency (i.e., the continued use) of the Fund's call writing strategy will impact the extent that the Fund participates in the positive price returns of XYZ and, in turn, the Fund's returns, both during the term of the sold call options and over longer time periods. If, for example, each month the Fund were to sell 7% out-of-the-money call options having a one-month term, the Fund's participation in the positive price returns of XYZ will be capped at 7% in any given month. However, over a longer period (e.g., 5 months), the Fund should not be expected to participate fully in the first 35% (i.e., 5 months x 7%) of the positive price returns of XYZ, or the Fund may even lose money, even if the XYZ share price has appreciated by at least that much over such period, if during any month over that period XYZ had a return less than 7%. This example illustrates that both the Fund's participation in the positive price returns of XYZ and its returns will depend not only on the price of XYZ but also on the path that XYZ takes over time.

Additionally, when implementing the Covered Call Spread Strategy, the use of credit call spreads introduces further complexities and risks. While purchasing a higher-strike call option limits potential losses from the short call position, it also reduces the net premium received, which may result in lower overall returns compared to a stand-alone covered call strategy. If the price of the Underlying Security rises rapidly, the call spread may still cap upside participation, leading to missed profit opportunities. Furthermore, market conditions, such as mispricing between near-the-money and further out-of-the-money options, may impact the effectiveness of the strategy, potentially resulting in lower-than-expected returns or increased losses. The relative pricing of options at different strike levels can vary due to volatility shifts, liquidity constraints, or other market dynamics, adding an additional layer of uncertainty to the Fund's performance under this strategy.

ETF Risks.

Authorized Participants, Market Makers, and Liquidity Providers Concentration Risk. The Fund has a limited number of financial institutions that are authorized to purchase and redeem Shares directly from the Fund (known as "Authorized Participants" or "APs"). In addition, there may be a limited number of market makers and/or liquidity providers in the marketplace. To the extent either of the following events occur, Shares may trade at a material discount to NAV and possibly face delisting: (i) APs exit the business or otherwise become unable to process creation and/or redemption orders and no other APs step forward to perform these services; or (ii) market makers and/or liquidity providers exit the business or significantly reduce their business activities and no other entities step forward to perform their functions.

Cash Redemption Risk. The Fund's investment strategy may require it to redeem Shares for cash or to otherwise include cash as part of its redemption proceeds. For example, the Fund may not be able to redeem in-kind certain securities held by the Fund (e.g., derivative instruments). In such a case, the Fund may be required to sell or unwind portfolio investments to obtain the cash needed to distribute redemption proceeds. This may cause the Fund to recognize a capital gain that it might not have recognized if it had made a redemption in-kind. As a result, the Fund may pay out higher annual capital gain distributions than if the in-kind redemption process was used. By paying out higher annual capital gain distributions, investors may be subjected to increased capital gains taxes. Additionally, there may be brokerage costs or taxable gains or losses that may be imposed on the Fund in connection with a cash redemption that may not have occurred if the Fund had made a redemption in-kind. These costs could decrease the value of the Fund to the extent they are not offset by a transaction fee payable by an AP.

Costs of Buying or Selling Shares. Buying or selling Shares involves certain costs, including brokerage commissions, other charges imposed by brokers, and bid-ask spreads. The bid-ask spread represents the difference between the price at which an investor is willing to buy Shares and the price at which an investor is willing to sell Shares. The spread varies over time based on the Shares' trading volume and market liquidity. The spread is generally lower if Shares have more trading volume and market liquidity and higher if Shares have little trading volume and market liquidity. Due to the costs of buying or selling Shares, frequent trading of Shares may reduce investment results and an investment in Shares may not be advisable for investors who anticipate regularly making small investments.

Management Risk. The Fund is subject to management risk because it is an actively managed portfolio. In managing the Fund's investment portfolio, the portfolio managers will apply investment techniques and risk analyses that may not produce the desired result. There can be no guarantee that the Fund will meet its investment objective.

Shares May Trade at Prices Other Than NAV. As with all ETFs, Shares may be bought and sold in the secondary market at market prices. Although it is expected that the market price of Shares will approximate the Fund's NAV, there may be times when the market price of Shares is more than the NAV intra-day (premium) or less than the NAV intra-day (discount) due to supply and demand of Shares or during periods of market volatility. This risk is heightened in times of market volatility, periods of steep market declines, and periods when there is limited trading activity for Shares in the secondary market, in which case such premiums or discounts may be significant.

Trading. Although Shares are listed on a national securities exchange, such as NYSE Arca, Inc. (the "Exchange"), and may be traded on U.S. exchanges other than the Exchange, there can be no assurance that an active trading market for the Shares will develop or be maintained or that the Shares will trade with any volume, or at all, on any stock exchange. This risk may be greater for the Fund as it seeks to have exposure to a single underlying stock as opposed to a more diverse portfolio like a traditional pooled investment. In stressed market conditions, the liquidity of Shares may begin to mirror the liquidity of the Fund's underlying portfolio holdings, which can be significantly less liquid than Shares. Shares trade on the Exchange at market price that may be below, at or above the Fund's NAV. Trading in Shares on the Exchange may be halted due to market conditions or for reasons that, in the view of the Exchange, make trading in Shares inadvisable. In addition, trading in Shares on the Exchange is subject to trading halts caused by extraordinary market volatility pursuant to the Exchange "circuit breaker" rules. There can be no assurance that the requirements of the Exchange necessary to maintain the listing of the Fund will continue to be met or will remain unchanged. In the event of an unscheduled market close for options contracts that reference a single stock, such as XYZ's securities being halted or a market wide closure, settlement prices will be determined by the procedures of the listing exchange of the options contracts. As a result, the Fund could be adversely affected and be unable to implement its investment strategies in the event of an unscheduled closing.

Economic and Market Risk. Economies and financial markets throughout the world are becoming increasingly interconnected, which increases the likelihood that events or conditions in one country or region will adversely impact markets or issuers in other countries or regions. Securities in the Fund's portfolio may underperform in comparison to securities in the general financial markets, a particular financial market, or other asset classes, due to a number of factors, including inflation (or expectations for inflation), deflation (or expectations for deflation), interest rates, global demand for particular products or resources, market instability, financial system instability, debt crises and downgrades, embargoes, tariffs, sanctions and other trade barriers, regulatory events, other governmental trade or market control programs and related geopolitical events. In addition, the value of the Fund's investments may be negatively affected by the occurrence of global events such as war, terrorism, environmental disasters, natural disasters or events, country instability, and infectious disease epidemics or pandemics. The imposition by the U.S. of tariffs on goods imported from foreign countries and reciprocal tariffs levied on U.S. goods by those countries also may lead to volatility and instability in domestic and foreign markets.

High Portfolio Turnover Risk. The Fund may actively and frequently trade all or a significant portion of the Fund's holdings. A high portfolio turnover rate increases transaction costs, which may increase the Fund's expenses. Frequent trading may also cause adverse tax consequences for investors in the Fund due to an increase in short-term capital gains.

Inflation Risk. Inflation risk is the risk that the value of assets or income from investments will be less in the future as inflation decreases the value of money. As inflation increases, the present value of the Fund's assets and distributions, if any, may decline.

Liquidity Risk. Some securities held by the Fund, including options contracts, may be difficult to sell or be illiquid, particularly during times of market turmoil. This risk is greater for the Fund as it will hold options contracts on a single security, and not a broader range of options contracts. Markets for securities or financial instruments could be disrupted by a number of events, including, but not limited to, an economic crisis, natural disasters, epidemics/pandemics, new legislation or regulatory changes inside or outside the United States. Illiquid securities may be difficult to value, especially in changing or volatile markets. If the Fund is forced to sell an illiquid security at an unfavorable time or price, the Fund may be adversely impacted. Certain market conditions or restrictions, such as market rules related to short sales, may prevent the Fund from limiting losses, realizing gains or achieving a high correlation with XYZ. There is no assurance that a security that is deemed liquid when purchased will continue to be liquid. Market illiquidity may cause losses for the Fund.

Money Market Instrument Risk. The Fund may use a variety of money market instruments for cash management purposes, including money market funds, depositary accounts and repurchase agreements. Repurchase agreements are contracts in which a seller of securities agrees to buy the securities back at a specified time and price. Repurchase agreements may be subject to market and credit risk related to the collateral securing the repurchase agreement. Money market instruments, including money market funds, may lose money through fees or other means.

Non-Diversification Risk. Because the Fund is "non-diversified," it may invest a greater percentage of its assets in the securities of a single issuer or a smaller number of issuers than if it was a diversified fund. As a result, a decline in the value of an investment in a single issuer or a smaller number of issuers could cause the Fund's overall value to decline to a greater degree than if the Fund held a more diversified portfolio. This may increase the Fund's volatility and cause the performance of a relatively smaller number of issuers to have a greater impact on the Fund's performance.

Operational Risk. The Fund is subject to risks arising from various operational factors, including, but not limited to, human error, processing and communication errors, errors of the Fund’s service providers, counterparties or other third-parties, failed or inadequate processes and technology or systems failures. The Fund relies on third-parties for a range of services, including custody. Any delay or failure relating to engaging or maintaining such service providers may affect the Fund’s ability to meet its investment objective. Although the Fund, and Adviser seek to reduce these operational risks through controls and procedures, there is no way to completely protect against such risks.

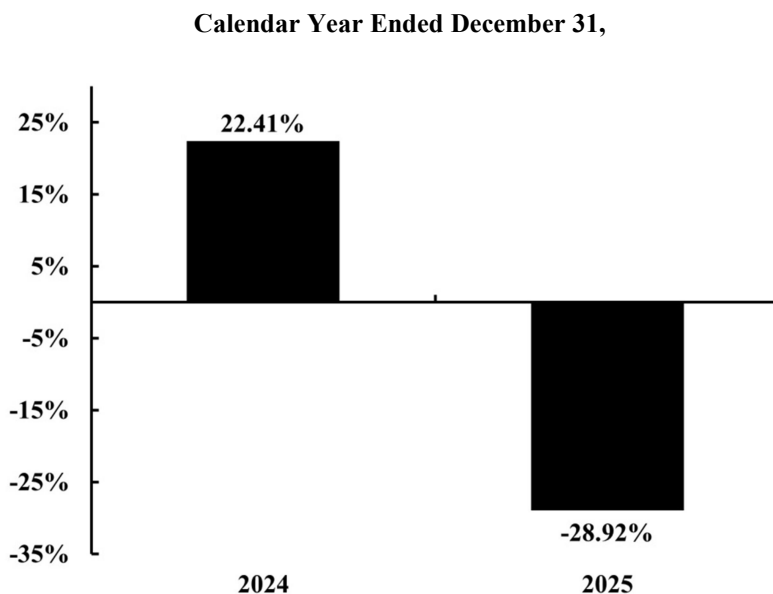
Single Issuer Risk. Issuer-specific attributes may cause an investment in the Fund to be more volatile than a traditional pooled investment which diversifies risk or the market generally. The value of the Fund, which focuses on an individual security (XYZ), may be more volatile than a traditional pooled investment or the market as a whole and may perform differently from the value of a traditional pooled investment or the market as a whole.

Tax Risk. The Fund intends to elect and to qualify each year to be treated as a regulated investment company (“RIC”) under Subchapter M of the Internal Revenue Code of 1986, as amended (“Code”). As a RIC, the Fund will not be subject to U.S. federal income tax on the portion of its net investment income and net capital gain that it distributes to Shareholders, provided that it satisfies certain requirements of the Code. If the Fund does not qualify as a RIC for any taxable year and certain relief provisions are not available, the Fund’s taxable income will be subject to tax at the Fund level and to a further tax at the shareholder level when such income is distributed. To comply with the asset diversification test applicable to a RIC, the Fund will attempt to ensure that the value of options it holds is never 25% of the total value of Fund assets at the close of any quarter. If the Fund’s investments in options were to exceed 25% of the Fund’s total assets at the end of a tax quarter, the Fund, generally, has a grace period to cure such lack of compliance. If the Fund fails to timely cure, it may no longer be eligible to be treated as a RIC.

U.S. Government and U.S. Agency Obligations Risk. The Fund may invest in securities issued by the U.S. government or its agencies or instrumentalities. U.S. Government obligations include securities issued or guaranteed as to principal and interest by the U.S. Government, its agencies or instrumentalities, such as the U.S. Treasury. Payment of principal and interest on U.S. Government obligations may be backed by the full faith and credit of the United States or may be backed solely by the issuing or guaranteeing agency or instrumentality itself. In the latter case, the investor must look principally to the agency or instrumentality issuing or guaranteeing the obligation for ultimate repayment, which agency or instrumentality may be privately owned. There can be no assurance that the U.S. Government would provide financial support to its agencies or instrumentalities (including government-sponsored enterprises) where it is not obligated to do so.

Performance

The following performance information provides some indication of the risks of investing in the Fund by showing changes in the Fund’s performance over time. The following bar chart shows the Fund’s annual returns. The table illustrates how the Fund’s average annual returns for the 1-year and since inception periods compare with those of a broad measure of market performance. Although past performance of the Fund is no guarantee of how it will perform in the future, historical performance may give you some indication of the risks of investing in the Fund. Updated performance information will be available on the Fund’s website at www.yieldmaxetfs.com.



During the period of time shown in the bar chart, the Fund’s highest quarterly return was 19.27% for the quarter ended December 31, 2024 and the lowest quarterly return was -34.80% for the quarter ended March 31, 2025.

Average Annual Total Returns

For the Periods Ended December 31, 2025

	1 Year	Since Inception October 10, 2023
Return Before Taxes	-28.92%	11.02%
Return After Taxes on Distributions	-28.92%	3.46%
Return After Taxes on Distributions and Sale of Fund Shares	-17.12%	6.10%
S&P 500 [®] Total Return Index (reflects no deduction for fees, expenses, or taxes) ⁽¹⁾	17.88%	24.17%

⁽¹⁾ The S&P 500[®] Total Return Index is a free-float market capitalization-weighted index of 500 of the largest U.S. companies. The index is calculated on a total return basis with dividends reinvested.

After-tax returns are calculated using the historical highest individual federal marginal income tax rates during the period covered by the table above and do not reflect the impact of state and local taxes. Actual after-tax returns depend on an investor's tax situation and may differ from those shown. After-tax returns shown are not relevant to investors who hold their Shares through tax-deferred or other tax-advantaged arrangements such as an individual retirement account ("IRA").

Management

Investment Adviser: Tidal Investments LLC (the "Adviser") serves as investment adviser to the Fund.

Portfolio Managers:

The following individuals are jointly and primarily responsible for the day-to-day management of the Fund.

Jay Pestrighelli, Portfolio Manager for the Adviser, has been a portfolio manager of the Fund since its inception in 2023.

Scott Snyder, Portfolio Manager for the Adviser, has been a portfolio manager of the Fund since February of 2026.

Matt Brandt, Portfolio Manager for the Adviser, has been a portfolio manager of the Fund since February of 2026.

Purchase and Sale of Shares

The Fund issues and redeems Shares at NAV only in large blocks known as "Creation Units," which only Authorized Participants (APs) (typically, broker-dealers) may purchase or redeem. The Fund generally issues and redeems Creation Units in exchange for a portfolio of securities (the "Deposit Securities") and/or a designated amount of U.S. cash.

Shares are listed on the Exchange, and individual Shares may only be bought and sold in the secondary market through brokers at market prices, rather than NAV. Because Shares trade at market prices rather than NAV, Shares may trade at a price greater than NAV (premium) or less than NAV (discount).

An investor may incur costs attributable to the difference between the highest price a buyer is willing to pay to purchase Shares (the "bid" price) and the lowest price a seller is willing to accept for Shares (the "ask" price) when buying or selling Shares in the secondary market. This difference in bid and ask prices is often referred to as the "bid-ask spread."

Information regarding the Fund's NAV, market price, how often Shares traded on the Exchange at a premium or discount, and the median bid-ask spreads can be found on the Fund's website at www.yieldmaxetfs.com.

Tax Information

Fund distributions are generally taxable as ordinary income, qualified dividend income, or capital gains (or a combination), unless an investment is in an individual retirement account ("IRA") or other tax-advantaged account. Distributions on investments made through tax-deferred arrangements may be taxed later upon withdrawal of assets from those accounts.

Financial Intermediary Compensation

If you purchase Shares through a broker-dealer or other financial intermediary (such as a bank) (an "Intermediary"), the Adviser or its affiliates may pay Intermediaries for certain activities related to the Fund, including participation in activities that are designed to make Intermediaries more knowledgeable about exchange-traded products, including the Fund, or for other activities, such as marketing, educational training, or other initiatives related to the sale or promotion of Shares. These payments may create a conflict of interest by influencing the Intermediary and your salesperson to recommend the Fund over another investment. Any such arrangements do not result in increased Fund expenses. Ask your salesperson or visit the Intermediary's website for more information.

YieldMax[®] TGT Option Income Strategy ETF - FUND SUMMARY

Investment Objective

The Fund's primary investment objective is to seek current income. The Fund's secondary investment objective is to seek exposure to the share price of the common stock of the Target Corporation ("TGT" or "Underlying Security"), subject to a limit on potential investment gains.

Fees and Expenses of the Fund

This table describes the fees and expenses that you may pay if you buy, hold, and sell shares of the Fund ("Shares"). **You may pay other fees, such as brokerage commissions and other fees to financial intermediaries, which are not reflected in the table and Example below.**

Annual Fund Operating Expenses⁽¹⁾ (expenses that you pay each year as a percentage of the value of your investment)

Management Fee	0.99%
Distribution and Service (12b-1) Fees	None
Other Expenses ⁽²⁾	0.00%
Total Annual Fund Operating Expenses	0.99%

⁽¹⁾ The Fund's investment adviser, Tidal Investments LLC (the "Adviser"), a Tidal Financial Group company, will pay, or require a sub-adviser to pay, all expenses incurred by the Fund (except for advisory fees and sub-advisory fees, as the case may be) excluding interest charges on any borrowings made for investment purposes, dividends and other expenses on securities sold short, taxes, brokerage commissions and other expenses incurred in placing orders for the purchase and sale of securities and other investment instruments, acquired fund fees and expenses, accrued deferred tax liability, distribution fees and expenses paid by the Fund under any distribution plan adopted pursuant to Rule 12b-1 under the Investment Company Act of 1940, as amended (the "1940 Act"), and litigation expenses and other non-routine or extraordinary expenses.

⁽²⁾ Based on estimated amounts for the current fiscal year.

Expense Example

This Example is intended to help you compare the cost of investing in the Fund with the cost of investing in other funds. The Example assumes that you invest \$10,000 in the Fund for the time periods indicated and then redeem or hold all of your Shares at the end of those periods. The Example also assumes that your investment has a 5% return each year and that the Fund's operating expenses remain the same. The Example does not take into account brokerage commissions that you may pay on your purchases and sales of Shares. Although your actual costs may be higher or lower, based on these assumptions your costs would be:

1 Year	3 Years
\$101	\$315

Portfolio Turnover

The Fund pays transaction costs, such as commissions, when it buys and sells securities (or "turns over" its portfolio). A higher portfolio turnover rate may indicate higher transaction costs and may result in higher taxes when Shares are held in a taxable account. These costs, which are not reflected in total annual fund operating expenses or in the expense example above, affect the Fund's performance. Because the Fund has not commenced operations as of the date of this Prospectus, portfolio turnover information is not yet available.

Principal Investment Strategies

The Fund is an actively managed exchange-traded fund ("ETF") that seeks current income while providing exposure to the share price (*i.e.*, the price returns) of the Underlying Security, subject to participation in a portion of potential investment gains. The Fund will employ its investment strategy as it relates to the Underlying Security regardless of whether there are periods of adverse market, economic, or other conditions and will not take temporary defensive positions during such periods. As further described below, the Fund uses either a synthetic covered call strategy or a synthetic covered call spread strategy to seek to generate options premiums and provide indirect exposure to the share price returns of the Underlying Security, subject to participation in a portion of potential investment gains as a result of the nature of the options strategy it employs. That is, the Fund not only seeks to generate options premiums but also aims to derive gains when the value of the Underlying Security increases. The Fund's options contracts provide:

- indirect exposure to the share price returns of the Underlying Security,
- option premiums, and
- participation in a portion of gains, if any, of the share price returns of the Underlying Security.

For more information, see sections “The Fund’s Use of Underlying Security Option Contracts” and “Synthetic Covered Call Strategy” below.

Why invest in the Fund?

- The Fund seeks to generate weekly cash distributions, which is not dependent on the price appreciation of the Underlying Security.
- The Fund seeks to participate in a portion of the gains experienced by the Underlying Security.

That is, although the Fund may not fully participate in gains in the Underlying Security’s stock price, the Fund’s portfolio is designed to generate options premiums.

An Investment in the Fund is not an investment in the Underlying Security.

- **The Fund’s strategy will capture only a portion of its potential gains if the Underlying Security’s stock price increase in value.**
- **The Fund’s strategy is subject to all potential losses if the Underlying Security’s stock price decrease in value, which may not be offset by the options premiums received by the Fund.**
- The Fund may from time to time invest directly in the Underlying Security.
- Fund shareholders are not entitled to any Underlying Security dividends, except to the extent the Fund invests directly in the Underlying Security.

While the Fund seeks to provide current income pursuant to its investment objective, a portion (sometimes significant) of the Fund’s distributions may be classified as return of capital (“ROC”) for financial or tax reporting purposes. Generally speaking, ROC refers to the portion of a distribution from an investment that represents a return of the original investment (principal) rather than income or profit. Accordingly, such distributions do not necessarily reflect the Fund’s income or yield. See the prospectus section titled “Additional Information About the Funds” for more information about option premiums and ROC.

Additional information regarding the Underlying Security is also set forth below.

The Fund’s Use of Underlying Security Option Contracts

As part of the Fund’s synthetic covered call strategy and synthetic covered call spread strategy, the Fund will purchase and sell a combination of standardized exchange-traded and FLEXible EXchange® (“FLEX”) call and put option contracts that are based on the value of the price returns of the Underlying Security.

- In general, an option contract gives the purchaser of the option contract the right to purchase (for a call option) or sell (for a put option) the underlying asset (like shares of the Underlying Security) at a specified price (the “strike price”).
- If exercised, an option contract obligates the seller to deliver shares (for a sold or “short” call) or buy shares (for a sold or “short” put) of the underlying asset at a specified price (the “strike price”).
- Options contracts must be exercised or traded to close within a specified time frame, or they expire. See the chart in section “Fund Portfolio” below for a description of the option contracts utilized by the Fund.

Standardized exchange-traded options include standardized terms. FLEX options are also exchange-traded, but they allow for customizable terms (e.g., the strike price can be negotiated). For more information on FLEX options, see “Additional Information about the Funds – Exchange Traded Options Portfolio.”

The Fund’s options contracts are based on the value of the Underlying Security, which gives the Fund the right or obligation to receive or deliver shares of the Underlying Security on the expiration date of the applicable option contract in exchange for the stated strike price, depending on whether the option contract is a call option or a put option, and whether the Fund purchases or sells the option contract.

Covered Call Strategy

In seeking to achieve its investment objective, the Fund may implement a “*synthetic* covered call” and, to a lesser extent, a “*traditional* covered call” strategy using the standardized exchange-traded and FLEX options described above.

- A *traditional* covered call strategy is an investment strategy where an investor (the Fund) sells a call option on an underlying security it owns.
- A *synthetic* covered call strategy is similar to a traditional covered call strategy in that the investor sells a call option that is based on the value of the underlying security. However, in a synthetic covered call strategy, the investor (the Fund) does not own the underlying security, but rather seeks to *synthetically* replicate 100% of the price movements of the underlying security through the use of various investment instruments.

The Fund's covered call strategies consists of the following three elements, each of which is described in greater detail farther below:

- Direct or synthetic long exposure to the Underlying Security, which allows the Fund to seek to participate in the changes, up or down, in the price of shares of the Underlying Security.
- Covered call writing (where the Underlying Security's call options are sold against the synthetic long portion of the strategy), which allows the Fund to generate options premiums.
- U.S. Treasuries, which are used for collateral for the options, and which generate income.

1. Long Exposure (Synthetic or Direct)

Synthetic Long Exposure: To achieve a synthetic long exposure to the Underlying Security, the Fund will buy the Underlying Security's call options and, simultaneously, sell the Underlying Security's put options to try to replicate the price movements of the Underlying Security. The call options purchased by the Fund and the put options sold by the Fund will generally have one-month to six-month terms and strike prices that are approximately equal to the then-current share price of the Underlying Security at the time the contracts are purchased and sold, respectively. The combination of the long call options and sold put options provides the Fund with indirect investment exposure equal to approximately 100% of the Underlying Security for the duration of the applicable options exposure.

In addition, the Fund may use other instruments and transactions to gain synthetic exposure to the Underlying Security. For example, the Fund may enter into swap contracts that provide exposure to the Underlying Security. The Fund also may utilize additional options strategies, including purchasing call options that are "deep in the money" (i.e., the Underlying Security's price is well above the strike price on the call option).

Direct Long Exposure: The Fund may directly hold equity securities of the Underlying Security.

2. Covered Call Strategies

Covered Call Strategy

As part of its strategy, the Fund will write (sell) call option contracts on the Underlying Security to generate options premiums. These written call options will generally be sold short (i.e., selling a position it does not currently own). The Fund will seek to participate in the share price appreciation of the Underlying Security, if any. However, due to the nature of covered call strategies, the Fund's participation may be subject to a cap (as described below). In this strategy, the call options written (sold) by the Fund will generally have 1- month or less expiration dates (the "Call Period") and generally have a strike price that is approximately 0%-15% above the then-current share price of the Underlying Security.

It is important to note that the sale of the Underlying Security call option contracts will limit the Fund's participation in the appreciation in the Underlying Security's stock price. If the stock price of the Underlying Security increases, the above-referenced synthetic long exposure alone would allow the Fund to experience similar percentage gains. However, if the Underlying Security's stock price appreciates beyond the strike price of one or more of the sold (short) call option contracts, the Fund will lose money on those short call positions, and the losses will, in turn, limit the upside return of the Fund's synthetic long exposure. As a result, the Fund's overall strategy (i.e., the combination of the synthetic long exposure to the Underlying Security and the sold (short) the Underlying Security call positions) will limit the Fund's participation in gains in the Underlying Security's stock price beyond a certain point.

Covered Call Spread Strategy

The Adviser will employ the Covered Call Spread Strategy when it believes it is a better strategy for the Fund as compared to the Covered Call Strategy. The Fund may write (sell) credit call spreads (described below) rather than stand-alone call option contracts to seek greater participation in the potential appreciation of its Underlying Security's share price, while still generating net options premiums. The Adviser will primarily employ this covered call spread strategy when it believes that the share price of its Underlying Security is likely to rise significantly in the short term (e.g., following a substantial selloff or overall positive market news). Additionally, the Adviser may use this strategy in other scenarios (e.g., if the market is undervaluing further out-of-the-money options relative to near-the-money options), where it believes the use of credit call spreads may prove more advantageous to the Fund's total return than the covered call strategy.

A credit call spread involves selling a call option while simultaneously buying a call option with a higher strike price, both with the same expiration date. By writing credit call spreads, the Fund can potentially offset losses incurred from its short call positions if the Underlying Security's share price rises above the strike price.

3. U.S. Treasuries

The Fund will hold short-term U.S. Treasury securities as collateral in connection with the Fund's synthetic covered call strategy. The Fund may also invest in pooled vehicles (e.g., mutual funds and ETFs) that invest in U.S Treasuries.

The Fund intends to continuously maintain exposure to the Underlying Security, primarily through the use of options contracts. As the options contracts it holds are exercised or expire it may enter into new options contracts, a practice referred to as “rolling.” The Fund’s practice of rolling options may result in high portfolio turnover.

Fund’s Weekly Distributions

The Fund will seek to provide weekly cash distributions. The Fund will seek to generate such distributions in the following ways:

- Writing (selling) call option contracts on its Underlying Security as described above to generate options premiums. A premium, in this context, refers to the price the option buyer pays to the option seller (the Fund) for the rights granted by the option. The amount of these premiums is largely affected by the fluctuations in the Underlying Security’s stock prices. However, other elements like interest rates can also influence the level of premiums.
- Investing in short-term U.S. Treasury securities. The income generated by these securities will be influenced by interest rates at the time of investment.
- In addition, the Fund’s use of the Covered Call Spread Strategy may occasionally allow it to capture a substantial portion of any significant increase in the price of its Underlying Security. When this happens, the Fund could receive profits exceeding the initial cost of the call options, and the Fund’s distributions may include some of those profits.

Fund’s Return Profile vs its Underlying Security

For the reasons stated above, the Fund’s performance will differ from that of the Underlying Security’s stock price. The performance differences will depend on, among other things, the price of the Underlying Security, changes in the value of the Underlying Security options contracts the Fund holds, and changes in the value of the U.S. Treasuries.

Fund Portfolio

Principal Holdings		
Portfolio Holdings (All derivative instruments are based on the value of the Underlying Security)	Investment Terms	Expected Target Maturity
Purchased call option contracts	<p>“at-the-money” (i.e., the strike price is equal to the then-current share price of the Underlying Security at the time of purchase) to provide indirect exposure to positive price returns of the Underlying Security.</p> <p>If the Underlying Security share price increases, these options will generate corresponding increases to the Fund.</p>	1-month to 6-month expiration dates
Sold put option contracts	<p>“at-the-money” (i.e., the strike price is equal to the then-current share price of the Underlying Security at the time of sale). They are sold to help pay for the purchased call options described above.</p> <p>However, the sold put option contracts provide exposure to the full extent of any share price losses experienced by the Underlying Security.</p>	1-month to 6-month expiration dates
Sold (short) call option contracts (Covered Call Strategy)	<p>The strike price is approximately 0%-15% more than the then-current share price of the Underlying Security at the time of sale. They generate options premiums. However, they also limit some potential positive returns that the Fund may have otherwise experienced from gains in the Underlying Security’s share price.</p>	1-month or less expiration dates
Sold (short) call option contracts (Covered Call Spread Strategy)	<p>The strike price is approximately 0%-15% more than the then-current share price of the Fund’s Underlying Security at the time of sale.</p> <p>Sold call option contracts provide inverse exposure to the full extent of any increases in the value experienced by the Fund’s Underlying Security, minus the premium received.</p>	1-month or less expiration dates
Purchased call option contracts (Covered Call Spread Strategy)	<p>“out-of-the-money” (i.e., the strike price is above the strike price of the corresponding Covered Call Spread Strategy sold call). Bought call option contracts provide exposure to the full extent of any increases in the value experienced by the Fund’s Underlying Security above the option’s strike price.</p>	1-month or less expiration dates
Purchased call option contracts (Deep-in-the-money synthetic long exposure)	<p>“Deep in the money” (i.e., the Underlying Security’s price is well above the strike price on the call option) to provide synthetic long exposure designed to closely track price movements of the Underlying Security. These options are expected to exhibit greater sensitivity to changes in the Underlying Security’s share price than out-of-the-money or at-the-money calls.</p>	1-month to 6-month expiration dates
Swap contracts	<p>The Fund may enter into swap contracts that provide exposure to the Underlying Security’s price movements (and/or total return), generally in exchange for a financing rate and/or other contractual payments. Swap contracts may be used as an alternative or supplement to options positions to obtain exposure to the Underlying Security.</p>	13-month to 60-month terms
Equity securities of the Underlying Security (Direct holdings)	<p>The Fund may purchase and hold shares of the Underlying Security to obtain direct exposure to the Underlying Security’s price movements and any distributions.</p>	NA
U.S Treasury Securities and Cash	<p>Multiple series of U.S. Treasury Bills supported by the full faith and credit of the U.S. government.</p> <p>These instruments are used as collateral for the Fund’s derivative investments.</p> <p>They will also generate income.</p>	6-month to 2-year maturities

The market value of the cash and treasuries held by the Fund is generally expected to be between 25% and 100% of the Fund's net assets and the market value of the options package is generally expected to be between 0% and 50% of the Fund's net assets (though actual exposures may deviate from these ranges from time to time). In terms of notional value, the combination of these investment instruments provides indirect investment exposure to the Underlying Security equal to at least 95% of the Fund's total assets.

Under normal circumstances, the Fund will invest at least 80% of its net assets, plus borrowings for investment purposes, in securities and financial instruments that provide indirect exposure to TGT.

The Fund is classified as "non-diversified" under the 1940 Act.

There is no guarantee that the Fund's investment strategy will be properly implemented, and an investor may lose some or all of its investment.

Target Corporation ("TGT")

TGT is merchandise retailer in the United States. TGT is listed on the New York Stock Exchange. Per TGT's most recent Form 10-K filing, the aggregate market value of voting stock held by non-affiliates of TGT, as of the most recent available data at time of drafting this prospectus (August 2, 2024), was approximately \$64.2 billion.

TGT is registered under the Securities Exchange Act of 1934, as amended (the "Exchange Act"). Information provided to or filed with the SEC by TGT pursuant to the Exchange Act can be located by reference to the SEC file number 1-6049 through the SEC's website at www.sec.gov. In addition, information regarding TGT may be obtained from other sources including, but not limited to, press releases, newspaper articles and other publicly disseminated documents.

This document relates only to the securities offered hereby and does not relate to TGT or other securities of TGT. The Fund has derived all disclosures contained in this document regarding TGT from publicly available documents. None of the Fund, the Trust, the Adviser, or their respective affiliates has participated in the preparation of such publicly available offering documents or made any due diligence inquiry regarding such documents with respect to TGT. None of the Fund, the Trust, the Adviser, or their respective affiliates makes any representation that such publicly available documents or any other publicly available information regarding TGT is accurate or complete. Furthermore, the Fund cannot give any assurance that all events occurring prior to the date hereof (including events that would affect the accuracy or completeness of the publicly available documents described above) that would affect the trading price of TGT (and therefore the price of the Fund at the time we price the securities) have been publicly disclosed. Subsequent disclosure of any such events or the disclosure of or failure to disclose material future events concerning TGT could affect the value received with respect to the securities and therefore the value of the securities.

None of the Fund, the Trust, the Adviser, or their respective affiliates makes any representation to you as to the performance of TGT.

NONE OF THE FUND, TIDAL TRUST II, OR TIDAL INVESTMENTS LLC IS AFFILIATED, CONNECTED, OR ASSOCIATED WITH TGT. THE FUND WAS NOT DEVELOPED OR CREATED BY, AND IS NOT SPONSORED, ENDORSED, OR APPROVED BY, TGT.

Moreover, TGT has not participated in the development of the Fund's investment strategy. TGT does not select or approve the Fund's portfolio holdings, nor does it participate in the construction, design, or implementation of the Fund. TGT does not provide any assurances, guarantees, or representations regarding the Fund or its performance. Nothing herein shall be construed as an offer of any security by TGT.

None of the Fund, the Trust, the Adviser, or their respective affiliates claim any ownership interest in any trademarks owned by Target Corporation or TGT. All rights in the trademarks are reserved by their respective owners.

Due to the Fund's investment strategy, the Fund's investment exposure is concentrated in (or substantially exposed to) the same industry as that assigned to TGT. As of the date of the Prospectus, TGT is assigned to the consumer staples distribution and retail industry.

Principal Investment Risks

The principal risks of investing in the Fund are summarized below. As with any investment, there is a risk that you could lose all or a portion of your investment in the Fund. Some or all of these risks may adversely affect the Fund's net asset value ("NAV") per share, trading price, yield, total return, and/or ability to meet its objective. For more information about the risks of investing in the Fund, see the section in the Fund's Prospectus titled "Additional Information About the Funds—Principal Risks of Investing in the Funds."

An investment in the Fund entails risk. The Fund may not achieve its investment objective and there is a risk that you could lose all of your money invested in the Fund. The Fund is not a complete investment program. It is important that investors closely review all of the risks listed below and understand them before making an investment in the Fund.

Each risk summarized below is considered a “principal risk” of investing in the Fund, regardless of the order in which they appear.

TGT Risk. The Fund invests in options contracts and swaps that are based on the value of TGT and may also invest directly in TGT. These investments in options contracts and swaps subject the Fund to certain of the same risks as if it owned shares of TGT, even though it may not; although at times the Fund may also hold shares of TGT directly. By virtue of these investments, the Fund may be subject to the following risks:

Indirect Investment in TGT Risk. TGT is not affiliated with the Trust, the Fund, the Adviser, or their respective affiliates and is not involved with this offering in any way and has no obligation to consider your Shares in taking any corporate actions that might affect the value of Shares. Investors in the Fund will not have voting rights and will not be able to influence the management of TGT but will be exposed to the performance of TGT (the underlying stock). Except to the extent the Fund invests directly in TGT, investors in the Fund will not have rights to receive dividends or other distributions or any other rights with respect to the underlying stock but will be subject to declines in the performance of the underlying stock.

TGT Trading Risk. The trading price of TGT may be highly volatile and could continue to be subject to wide fluctuations in response to various factors. The stock market in general, and the market for retail companies in particular, has experienced extreme price and volume fluctuations that have often been unrelated or disproportionate to the operating performance of those companies. In particular, a large proportion of TGT may be traded by short sellers which may put pressure on the supply and demand for the common stock of TGT, further influencing volatility in its market price. Public perception and other factors outside of the control of TGT may additionally impact TGT’s stock price due to TGT garnering a disproportionate degree of public attention, regardless of actual operating performance. In addition, in the past, following periods of volatility in the overall market and the market price of a particular company’s securities, securities class action litigation has often been instituted against companies such as these. Moreover, stockholder litigation like this has been filed against TGT in the past. While TGT continues to defend such actions, any judgment against TGT, or any future stockholder litigation could result in substantial costs and a diversion of the management of TGT’s attention and resources. If TGT trading is halted, trading in Shares of the Fund may be impacted, either temporarily or indefinitely.

TGT Performance Risk. TGT may fail to meet its publicly announced guidelines or other expectations about its business, which could cause the price of TGT to decline. TGT provides guidance regarding its expected financial and business performance, such as projections regarding sales and production, as well as anticipated future revenues, gross margins, profitability and cash flows. Correctly identifying key factors affecting business conditions and predicting future events is inherently an uncertain process, and the guidance TGT provides may not ultimately be accurate and has in the past been inaccurate in certain respects, such as the timing of new product manufacturing ramps. The guidance is based on certain assumptions such as those relating to global and local economic conditions, anticipated production and sales volumes (which generally are not linear throughout a given period), average sales prices, supplier and commodity costs, and planned cost reductions. If TGT’s guidance is not accurate or varies from actual results due to its inability to meet the assumptions or the impact on its financial performance that could occur as a result of various risks and uncertainties, the market value of common stock issued by TGT could decline significantly.

Consumer Staples Distribution Industry Risk. The consumer staples distribution industry is exposed to a number of risks that could potentially impact its performance. A key risk factor is economic fluctuation; in times of economic downturn, consumers tend to cut back on spending, which can lead to decreased revenues. Conversely, during prosperous periods, consumers may shift towards higher-end retail outlets, again affecting the industry’s sales. Moreover, the industry faces intense competition, both from traditional brick-and-mortar stores and from e-commerce platforms, which can influence pricing strategies and profit margins. Operational risks, such as supply chain disruptions or increases in operating costs like wages or rent, can also impact profitability. Further, changes in consumer preferences and demands, including trends towards online shopping and sustainable or ethical products, pose ongoing challenges. Regulatory changes and compliance requirements represent additional risk factors. In addition, reputational damage from issues such as poor customer service or product quality can affect customer loyalty and long-term success.

Derivatives Risk. Derivatives are financial instruments that derive value from the underlying reference asset or assets, such as stocks, bonds, or funds (including ETFs), interest rates or indexes. The Fund’s investments in derivatives may pose risks in addition to, and greater than, those associated with directly investing in securities or other ordinary investments, including risk related to the market, imperfect correlation with underlying investments or the Fund’s other portfolio holdings, higher price volatility, lack of availability, counterparty risk, liquidity, valuation and legal restrictions. The use of derivatives is a highly specialized activity that involves investment techniques and risks different from those associated with ordinary portfolio securities transactions. The use of derivatives may result in larger losses or smaller gains than directly investing in securities. When the Fund uses derivatives, there may be an imperfect correlation between the value of TGT and the derivative, which may prevent the Fund from achieving its investment objective. Because derivatives often require only a limited initial investment, the use of derivatives may expose the Fund to losses in excess of those amounts initially invested. In addition, the Fund’s investments in derivatives are subject to the following risks:

Options Contracts. The use of options contracts involves investment strategies and risks different from those associated with ordinary portfolio securities transactions. The prices of options are volatile and are influenced by, among other things, actual and anticipated changes in the value of the underlying instrument, including the anticipated volatility, which are affected by fiscal and monetary policies and by national and international political, changes in the actual or implied volatility or the reference asset, the time remaining until the expiration of the option contract and economic events. For the Fund in particular, the value of the options contracts in which it invests is substantially influenced by the value of TGT. The Fund may experience substantial downside from specific option positions and certain option positions held by the Fund may expire worthless. The options held by the Fund are exercisable at the strike price on their expiration date. As an option approaches its expiration date, its value typically increasingly moves with the value of the underlying instrument. However, prior to such date, the value of an option generally does not increase or decrease at the same rate as the underlying instrument. There may at times be an imperfect correlation between the movement in the values of options contracts and the underlying instrument, and there may at times not be a liquid secondary market for certain options contracts. The value of the options held by the Fund will be determined based on market quotations or other recognized pricing methods. Additionally, as the Fund intends to continuously maintain indirect exposure to TGT through the use of options contracts, as the options contracts it holds are exercised or expire it will enter into new options contracts, a practice referred to as “rolling.” If the expiring options contracts do not generate proceeds enough to cover the cost of entering into new options contracts, the Fund may experience losses.

Swap Agreements Risk. The use of swap transactions is a highly specialized activity, which involves investment techniques and risks different from those associated with ordinary portfolio securities transactions. Whether the Fund will be successful in using swap agreements to achieve its investment goal depends on the ability of the Adviser to structure such swap agreements in accordance with the Fund’s investment objective and to identify counterparties for those swap agreements. If the Adviser is unable to enter into swap agreements that provide leveraged exposure to the Underlying Security, the Fund may not meet its stated investment objective. Additionally, any financing, borrowing or other costs associated with using swap transactions may also have the effect of lowering the Fund’s return.

The swap agreements in which the Fund invests are generally traded in the over-the-counter market, which generally has less transparency than exchange-traded derivatives instruments. In a standard swap transaction, two parties agree to exchange the return (or differentials in rates of return) earned or realized on particular predetermined reference assets or underlying securities or instruments. The gross return to be exchanged or swapped between the parties is calculated based on a notional amount or the return on or change in value of a particular dollar amount invested in a basket of securities.

If the Underlying Security has a dramatic move that causes a material decline in the Fund’s net assets, the terms of a swap agreement between the Fund and its counterparty may permit the counterparty to immediately close out the swap transaction with the Fund. In that event, the Fund may be unable to enter into another swap agreement or invest in other derivatives to achieve exposure consistent with the Fund’s investment objective. This may prevent the Fund from achieving its objective, even if the Underlying Security later reverses all or a portion of its movement.

Counterparty Risk. The Fund is subject to counterparty risk by virtue of its investments in options contracts. Transactions in some types of derivatives, including options, are required to be centrally cleared (“cleared derivatives”). In a transaction involving cleared derivatives, the Fund’s counterparty is a clearing house rather than a bank or broker. Since the Fund is not a member of clearing houses and only members of a clearing house (“clearing members”) can participate directly in the clearing house, the Fund will hold cleared derivatives through accounts at clearing members. In cleared derivatives positions, the Fund will make payments (including margin payments) to and receive payments from a clearing house through their accounts at clearing members. Customer funds held at a clearing organization in connection with any options contracts are held in a commingled omnibus account and are not identified to the name of the clearing member’s individual customers. As a result, assets deposited by the Fund with any clearing member as margin for options may, in certain circumstances, be used to satisfy losses of other clients of the Fund’s clearing member. In addition, although clearing members guarantee performance of their clients’ obligations to the clearing house, there is a risk that the assets of the Fund might not be fully protected in the event of the clearing member’s bankruptcy, as the Fund would be limited to recovering only a pro rata share of all available funds segregated on behalf of the clearing member’s customers for the relevant account class. The Fund is also subject to the risk that a limited number of clearing members are willing to transact on the Fund’s behalf, which heightens the risks associated with a clearing member’s default. This risk is greater for the Fund as it seeks to hold options contracts on a single security, and not a broader range of options contracts, which may limit the number of clearing members that are willing to transact on the Fund’s behalf. If a clearing member defaults the Fund could lose some or all of the benefits of a transaction entered into by the Fund with the clearing member. If the Fund cannot find a clearing member to transact with on the Fund’s behalf, the Fund may be unable to effectively implement its investment strategy.

Price Participation Risk. The Fund employs an investment strategy that includes the sale of call option contracts, which limits the degree to which the Fund will participate in increases in value experienced by TGT over the Call Period. This means that if TGT experiences an increase in value above the strike price of the sold call options during a Call Period, the Fund will likely not experience that increase to the same extent and may significantly underperform TGT over the Call Period. Additionally, because the Fund is limited in the degree to which it will participate in increases in value experienced by TGT over each Call Period, but has full exposure to any decreases in value experienced by TGT over the Call Period, the NAV of the Fund may decrease over any given time period. The Fund's NAV is dependent on the value of each options portfolio, which is based principally upon the performance of TGT. The degree of participation in TGT gains the Fund will experience will depend on prevailing market conditions, especially market volatility, at the time the Fund enters into the sold call option contracts and will vary from Call Period to Call Period. The value of the options contracts is affected by changes in the value and dividend rates of TGT, changes in interest rates, changes in the actual or perceived volatility of TGT and the remaining time to the options' expiration, as well as trading conditions in the options market. As the price of TGT changes and time moves towards the expiration of each Call Period, the value of the options contracts, and therefore the Fund's NAV, will change. However, it is not expected for the Fund's NAV to directly correlate on a day-to-day basis with the returns of TGT. The amount of time remaining until the options contract's expiration date affects the impact of the potential options premiums on the Fund's NAV, which may not be in full effect until the expiration date of the Fund's options contracts. Therefore, while changes in the price of the TGT will result in changes to the Fund's NAV, the Fund generally anticipates that the rate of change in the Fund's NAV will be different than that experienced by TGT.

Equity Market Risk. The prices of equity securities rise and fall daily. These price movements may result from factors affecting individual issuers, industries or the stock market as a whole. In addition, equity markets tend to move in cycles which may cause stock prices to fall over a short and extended periods of time. In a declining stock market, stock prices for all companies may decline, regardless of their long-term prospects.

Distribution Risk. The Fund seeks to provide weekly cash distributions. There is no assurance that the Fund will make a distribution in any given week. If the Fund does make distributions, the amounts of such distributions will likely vary greatly from one distribution to the next. Additionally, the weekly distributions, if any, may consist of returns of capital, which would decrease the Fund's NAV and trading price over time. As a result, an investor may suffer significant losses to their investment. In addition, while the underlying stock may pay dividends, the Fund's returns will not include any dividends paid by the underlying stock (except to the extent the Fund invests directly in TGT), and any income generated by the Fund may be less than the income generated by a direct investment in the underlying stock.

NAV Erosion Risk Due to Distributions. When the Fund makes a distribution, the Fund's NAV will typically drop by the amount of the distribution on the related ex-dividend date. The repeated payment of distributions by the Fund, if any, may significantly erode the Fund's NAV and trading price over time. As a result, an investor may suffer significant losses to their investment. In addition, the underlying stock may pay dividends, the Fund's returns will not include any dividends paid by the underlying stock, and any income generated by the Fund may be less than the income generated by a direct investment in the underlying stock.

Call Strategy Risks. The path dependency (i.e., the continued use) of the Fund's call writing strategy will impact the extent that the Fund participates in the positive price returns of TGT and, in turn, the Fund's returns, both during the term of the sold call options and over longer time periods. If, for example, each month the Fund were to sell 7% out-of-the-money call options having a one-month term, the Fund's participation in the positive price returns of TGT will be capped at 7% in any given month. However, over a longer period (e.g., 5 months), the Fund should not be expected to participate fully in the first 35% (i.e., 5 months x 7%) of the positive price returns of TGT, or the Fund may even lose money, even if the TGT share price has appreciated by at least that much over such period, if during any month over that period TGT had a return less than 7%. This example illustrates that both the Fund's participation in the positive price returns of TGT and its returns will depend not only on the price of TGT but also on the path that TGT takes over time.

Additionally, when implementing the Covered Call Spread Strategy, the use of credit call spreads introduces further complexities and risks. While purchasing a higher-strike call option limits potential losses from the short call position, it also reduces the net premium received, which may result in lower overall returns compared to a stand-alone covered call strategy. If the price of the Underlying Security rises rapidly, the call spread may still cap upside participation, leading to missed profit opportunities. Furthermore, market conditions, such as mispricing between near-the-money and further out-of-the-money options, may impact the effectiveness of the strategy, potentially resulting in lower-than-expected returns or increased losses. The relative pricing of options at different strike levels can vary due to volatility shifts, liquidity constraints, or other market dynamics, adding an additional layer of uncertainty to the Fund's performance under this strategy.

ETF Risks.

Authorized Participants, Market Makers, and Liquidity Providers Concentration Risk. The Fund has a limited number of financial institutions that are authorized to purchase and redeem Shares directly from the Fund (known as “Authorized Participants” or “Aps”). In addition, there may be a limited number of market makers and/or liquidity providers in the marketplace. To the extent either of the following events occur, Shares may trade at a material discount to NAV and possibly face delisting: (i) Aps exit the business or otherwise become unable to process creation and/or redemption orders and no other Aps step forward to perform these services; or (ii) market makers and/or liquidity providers exit the business or significantly reduce their business activities and no other entities step forward to perform their functions.

Cash Redemption Risk. The Fund’s investment strategy may require it to redeem Shares for cash or to otherwise include cash as part of its redemption proceeds. For example, the Fund may not be able to redeem in-kind certain securities held by the Fund (e.g., derivative instruments). In such a case, the Fund may be required to sell or unwind portfolio investments to obtain the cash needed to distribute redemption proceeds. This may cause the Fund to recognize a capital gain that it might not have recognized if it had made a redemption in-kind. As a result, the Fund may pay out higher annual capital gain distributions than if the in-kind redemption process was used. By paying out higher annual capital gain distributions, investors may be subjected to increased capital gains taxes. Additionally, there may be brokerage costs or taxable gains or losses that may be imposed on the Fund in connection with a cash redemption that may not have occurred if the Fund had made a redemption in-kind. These costs could decrease the value of the Fund to the extent they are not offset by a transaction fee payable by an AP.

Costs of Buying or Selling Shares. Buying or selling Shares involves certain costs, including brokerage commissions, other charges imposed by brokers, and bid-ask spreads. The bid-ask spread represents the difference between the price at which an investor is willing to buy Shares and the price at which an investor is willing to sell Shares. The spread varies over time based on the Shares’ trading volume and market liquidity. The spread is generally lower if Shares have more trading volume and market liquidity and higher if Shares have little trading volume and market liquidity. Due to the costs of buying or selling Shares, frequent trading of Shares may reduce investment results and an investment in Shares may not be advisable for investors who anticipate regularly making small investments.

Management Risk. The Fund is subject to management risk because it is an actively managed portfolio. In managing the Fund’s investment portfolio, the portfolio managers will apply investment techniques and risk analyses that may not produce the desired result. There can be no guarantee that the Fund will meet its investment objective.

Shares May Trade at Prices Other Than NAV. As with all ETFs, Shares may be bought and sold in the secondary market at market prices. Although it is expected that the market price of Shares will approximate the Fund’s NAV, there may be times when the market price of Shares is more than the NAV intra-day (premium) or less than the NAV intra-day (discount) due to supply and demand of Shares or during periods of market volatility. This risk is heightened in times of market volatility, periods of steep market declines, and periods when there is limited trading activity for Shares in the secondary market, in which case such premiums or discounts may be significant.

Trading. Although Shares are listed on a national securities exchange, such as NYSE Arca, Inc. (the “Exchange”), and may be traded on U.S. exchanges other than the Exchange, there can be no assurance that an active trading market for the Shares will develop or be maintained or that the Shares will trade with any volume, or at all, on any stock exchange. This risk may be greater for the Fund as it seeks to have exposure to a single underlying stock as opposed to a more diverse portfolio like a traditional pooled investment. In stressed market conditions, the liquidity of Shares may begin to mirror the liquidity of the Fund’s underlying portfolio holdings, which can be significantly less liquid than Shares. Shares trade on the Exchange at a market price that may be below, at or above the Fund’s NAV. Trading in Shares on the Exchange may be halted due to market conditions or for reasons that, in the view of the Exchange, make trading in Shares inadvisable. In addition, trading in Shares on the Exchange is subject to trading halts caused by extraordinary market volatility pursuant to the Exchange “circuit breaker” rules. There can be no assurance that the requirements of the Exchange necessary to maintain the listing of the Fund will continue to be met or will remain unchanged. In the event of an unscheduled market close for options contracts that reference a single stock, such as TGT’s securities being halted or a market wide closure, settlement prices will be determined by the procedures of the listing exchange of the options contracts. As a result, the Fund could be adversely affected and be unable to implement its investment strategies in the event of an unscheduled closing.

Economic and Market Risk. Economies and financial markets throughout the world are becoming increasingly interconnected, which increases the likelihood that events or conditions in one country or region will adversely impact markets or issuers in other countries or regions. Securities in the Fund's portfolio may underperform in comparison to securities in the general financial markets, a particular financial market, or other asset classes, due to a number of factors, including inflation (or expectations for inflation), deflation (or expectations for deflation), interest rates, global demand for particular products or resources, market instability, financial system instability, debt crises and downgrades, embargoes, tariffs, sanctions and other trade barriers, regulatory events, other governmental trade or market control programs and related geopolitical events. In addition, the value of the Fund's investments may be negatively affected by the occurrence of global events such as war, terrorism, environmental disasters, natural disasters or events, country instability, and infectious disease epidemics or pandemics. The imposition by the U.S. of tariffs on goods imported from foreign countries and reciprocal tariffs levied on U.S. goods by those countries also may lead to volatility and instability in domestic and foreign markets.

High Portfolio Turnover Risk. The Fund may actively and frequently trade all or a significant portion of the Fund's holdings. A high portfolio turnover rate increases transaction costs, which may increase the Fund's expenses. Frequent trading may also cause adverse tax consequences for investors in the Fund due to an increase in short-term capital gains.

Inflation Risk. Inflation risk is the risk that the value of assets or income from investments will be less in the future as inflation decreases the value of money. As inflation increases, the present value of the Fund's assets and distributions, if any, may decline.

Liquidity Risk. Some securities held by the Fund, including options contracts, may be difficult to sell or be illiquid, particularly during times of market turmoil. This risk is greater for the Fund as it will hold options contracts on a single security, and not a broader range of options contracts. Markets for securities or financial instruments could be disrupted by a number of events, including, but not limited to, an economic crisis, natural disasters, epidemics/pandemics, new legislation or regulatory changes inside or outside the United States. Illiquid securities may be difficult to value, especially in changing or volatile markets. If the Fund is forced to sell an illiquid security at an unfavorable time or price, the Fund may be adversely impacted. Certain market conditions or restrictions, such as market rules related to short sales, may prevent the Fund from limiting losses, realizing gains or achieving a high correlation with TGT. There is no assurance that a security that is deemed liquid when purchased will continue to be liquid. Market illiquidity may cause losses for the Fund.

Money Market Instrument Risk. The Fund may use a variety of money market instruments for cash management purposes, including money market funds, depository accounts and repurchase agreements. Repurchase agreements are contracts in which a seller of securities agrees to buy the securities back at a specified time and price. Repurchase agreements may be subject to market and credit risk related to the collateral securing the repurchase agreement. Money market instruments, including money market funds, may lose money through fees or other means.

New Fund Risk. The Fund is a recently organized management investment company with no operating history. As a result, prospective investors do not have a track record or history on which to base their investment decisions. There can be no assurance that the Fund will maintain an economically viable size.

Non-Diversification Risk. Because the Fund is "non-diversified," it may invest a greater percentage of its assets in the securities of a single issuer or a smaller number of issuers than if it was a diversified fund. As a result, a decline in the value of an investment in a single issuer or a smaller number of issuers could cause the Fund's overall value to decline to a greater degree than if the Fund held a more diversified portfolio. This may increase the Fund's volatility and cause the performance of a relatively smaller number of issuers to have a greater impact on the Fund's performance.

Operational Risk. The Fund is subject to risks arising from various operational factors, including, but not limited to, human error, processing and communication errors, errors of the Fund's service providers, counterparties or other third-parties, failed or inadequate processes and technology or systems failures. The Fund relies on third-parties for a range of services, including custody. Any delay or failure relating to engaging or maintaining such service providers may affect the Fund's ability to meet its investment objective. Although the Fund, and Adviser seek to reduce these operational risks through controls and procedures, there is no way to completely protect against such risks.

Single Issuer Risk. Issuer-specific attributes may cause an investment in the Fund to be more volatile than a traditional pooled investment which diversifies risk or the market generally. The value of the Fund, which focuses on an individual security (TGT), may be more volatile than a traditional pooled investment or the market as a whole and may perform differently from the value of a traditional pooled investment or the market as a whole.

Tax Risk. The Fund intends to elect and to qualify each year to be treated as a regulated investment company (“RIC”) under Subchapter M of the Internal Revenue Code of 1986, as amended (“Code”). As a RIC, the Fund will not be subject to U.S. federal income tax on the portion of its net investment income and net capital gain that it distributes to Shareholders, provided that it satisfies certain requirements of the Code. If the Fund does not qualify as a RIC for any taxable year and certain relief provisions are not available, the Fund’s taxable income will be subject to tax at the Fund level and to a further tax at the shareholder level when such income is distributed. To comply with the asset diversification test applicable to a RIC, the Fund will attempt to ensure that the value of options it holds is never 25% of the total value of Fund assets at the close of any quarter. In particular, in combination with the Fund’s use of a “synthetic” strategy (i.e., purchasing exposure to the underlying stock through a combination of put and call options), the Fund maintains a portfolio of treasury securities, which are expected to enable the Fund to meet the diversification requirements. If the Fund’s investments in options were to exceed 25% of the Fund’s total assets at the end of a tax quarter, the Fund, generally, has a grace period to cure such lack of compliance. If the Fund fails to timely cure, it may no longer be eligible to be treated as a RIC.

U.S. Government and U.S. Agency Obligations Risk. The Fund may invest in securities issued by the U.S. government or its agencies or instrumentalities. U.S. Government obligations include securities issued or guaranteed as to principal and interest by the U.S. Government, its agencies or instrumentalities, such as the U.S. Treasury. Payment of principal and interest on U.S. Government obligations may be backed by the full faith and credit of the United States or may be backed solely by the issuing or guaranteeing agency or instrumentality itself. In the latter case, the investor must look principally to the agency or instrumentality issuing or guaranteeing the obligation for ultimate repayment, which agency or instrumentality may be privately owned. There can be no assurance that the U.S. Government would provide financial support to its agencies or instrumentalities (including government-sponsored enterprises) where it is not obligated to do so.

Performance

Performance information for the Fund is not included because the Fund has not begun operations as of the date of this Prospectus. When such information is included, this section will provide some indication of the risks of investing in the Fund by showing changes in the Fund’s performance history from year to year and showing how the Fund’s average annual total returns compare with those of a broad measure of market performance. Although past performance of the Fund is no guarantee of how it will perform in the future, historical performance may give you some indication of the risks of investing in the Fund. Updated performance information will be available on the Fund’s website at www.yieldmaxetfs.com.

Management

Investment Adviser: Tidal Investments LLC (the “Adviser”) serves as investment adviser to the Fund.

Portfolio Managers:

The following individuals are jointly and primarily responsible for the day-to-day management of the Fund.

Jay Pestrighelli, Portfolio Manager for the Adviser, has been a portfolio manager of the Fund since its inception in 2026.

Scott Snyder, Portfolio Manager for the Adviser, has been a portfolio manager of the Fund since its inception in 2026.

Matt Brandt, Portfolio Manager for the Adviser, has been a portfolio manager of the Fund since its inception in 2026.

Purchase and Sale of Shares

The Fund issues and redeems Shares at NAV only in large blocks known as “Creation Units,” which only Authorized Participants (APs) (typically, broker-dealers) may purchase or redeem. The Fund generally issues and redeems Creation Units in exchange for a portfolio of securities (the “Deposit Securities”) and/or a designated amount of U.S. cash.

Shares are listed on the Exchange, and individual Shares may only be bought and sold in the secondary market through brokers at market prices, rather than NAV. Because Shares trade at market prices rather than NAV, Shares may trade at a price greater than NAV (premium) or less than NAV (discount).

An investor may incur costs attributable to the difference between the highest price a buyer is willing to pay to purchase Shares (the “bid” price) and the lowest price a seller is willing to accept for Shares (the “ask” price) when buying or selling Shares in the secondary market. This difference in bid and ask prices is often referred to as the “bid-ask spread.”

When available, information regarding the Fund’s NAV, market price, how often Shares traded on the Exchange at a premium or discount, and the median bid-ask spreads can be found on the Fund’s website at www.yieldmaxetfs.com.

Tax Information

Fund distributions are generally taxable as ordinary income, qualified dividend income, or capital gains (or a combination), unless an investment is in an individual retirement account (“IRA”) or other tax-advantaged account. Distributions on investments made through tax-deferred arrangements may be taxed later upon withdrawal of assets from those accounts.

Financial Intermediary Compensation

If you purchase Shares through a broker-dealer or other financial intermediary (such as a bank) (an “Intermediary”), the Adviser or its affiliates may pay Intermediaries for certain activities related to the Fund, including participation in activities that are designed to make Intermediaries more knowledgeable about exchange-traded products, including the Fund, or for other activities, such as marketing, educational training, or other initiatives related to the sale or promotion of Shares. These payments may create a conflict of interest by influencing the Intermediary and your salesperson to recommend the Fund over another investment. Any such arrangements do not result in increased Fund expenses. Ask your salesperson or visit the Intermediary’s website for more information.

YieldMax[®] TSLA Option Income Strategy ETF - FUND SUMMARY

Investment Objective

The Fund's primary investment objective is to seek current income. The Fund's secondary investment objective is to seek exposure to the share price of the common stock of Tesla, Inc. ("TSLA" or "Underlying Security"), subject to a limit on potential investment gains.

Fees and Expenses of the Fund

This table describes the fees and expenses that you may pay if you buy, hold, and sell shares of the Fund ("Shares"). **You may pay other fees, such as brokerage commissions and other fees to financial intermediaries, which are not reflected in the table and Example below.**

Annual Fund Operating Expenses⁽¹⁾ (expenses that you pay each year as a percentage of the value of your investment)

Management Fee	0.99%
Distribution and Service (12b-1) Fees	None
Other Expenses (includes interest and tax expense)	0.08%
Total Annual Fund Operating Expenses	1.07%

⁽¹⁾ The Fund's investment adviser, Tidal Investments LLC (the "Adviser"), a Tidal Financial Group company, will pay, or require a sub-adviser to pay, all expenses incurred by the Fund (except for advisory fees and sub-advisory fees, as the case may be) excluding interest charges on any borrowings made for investment purposes, dividends and other expenses on securities sold short, taxes, brokerage commissions and other expenses incurred in placing orders for the purchase and sale of securities and other investment instruments, acquired fund fees and expenses, accrued deferred tax liability, distribution fees and expenses paid by the Fund under any distribution plan adopted pursuant to Rule 12b-1 under the Investment Company Act of 1940, as amended (the "1940 Act"), and litigation expenses and other non-routine or extraordinary expenses.

Expense Example

This Example is intended to help you compare the cost of investing in the Fund with the cost of investing in other funds. The Example assumes that you invest \$10,000 in the Fund for the time periods indicated and then redeem or hold all of your Shares at the end of those periods. The Example also assumes that your investment has a 5% return each year and that the Fund's operating expenses remain the same. The Example does not take into account brokerage commissions that you may pay on your purchases and sales of Shares. Although your actual costs may be higher or lower, based on these assumptions your costs would be:

1 Year	3 Years	5 Years	10 Years
\$109	\$340	\$590	\$1,306

Portfolio Turnover

The Fund pays transaction costs, such as commissions, when it buys and sells securities (or "turns over" its portfolio). A higher portfolio turnover rate may indicate higher transaction costs and may result in higher taxes when Shares are held in a taxable account. These costs, which are not reflected in total annual fund operating expenses or in the expense example above, affect the Fund's performance. During the most recent fiscal year ended October 31, 2025, the Fund's portfolio turnover rate was 124% of the average value of its portfolio.

Principal Investment Strategies

The Fund is an actively managed exchange-traded fund ("ETF") that seeks current income while providing exposure to the share price (*i.e.*, the price returns) of the Underlying Security, subject to participation in a portion of potential investment gains. The Fund will employ its investment strategy as it relates to the Underlying Security regardless of whether there are periods of adverse market, economic, or other conditions and will not take temporary defensive positions during such periods. As further described below, the Fund uses either a synthetic covered call strategy or a synthetic covered call spread strategy to seek to generate options premiums and provide indirect exposure to the share price returns of the Underlying Security, subject to participation in a portion of potential investment gains as a result of the nature of the options strategy it employs. That is, the Fund not only seeks to generate options premiums but also aims to derive gains when the value of the Underlying Security increases. The Fund's options contracts provide:

- indirect exposure to the share price returns of the Underlying Security,
- option premiums, and
- participation in a portion of gains, if any, of the share price returns of the Underlying Security.

For more information, see sections “The Fund’s Use of Underlying Security Option Contracts” and “Synthetic Covered Call Strategy” below.

Why invest in the Fund?

- The Fund seeks to generate weekly cash distributions, which is not dependent on the price appreciation of the Underlying Security.
- The Fund seeks to participate in a portion of the gains experienced by the Underlying Security.

That is, although the Fund may not fully participate in gains in the Underlying Security’s stock price, the Fund’s portfolio is designed to generate options premiums.

An Investment in the Fund is not an investment in the Underlying Security.

- **The Fund’s strategy will capture only a portion of its potential gains if the Underlying Security’s stock price increase in value.**
- **The Fund’s strategy is subject to all potential losses if the Underlying Security’s stock price decrease in value, which may not be offset by the options premiums received by the Fund.**
- The Fund may from time to time invest directly in the Underlying Security.
- Fund shareholders are not entitled to any Underlying Security dividends, except to the extent the Fund invests directly in the Underlying Security.

While the Fund seeks to provide current income pursuant to its investment objective, a portion (sometimes significant) of the Fund’s distributions may be classified as return of capital (“ROC”) for financial or tax reporting purposes. Generally speaking, ROC refers to the portion of a distribution from an investment that represents a return of the original investment (principal) rather than income or profit. Accordingly, such distributions do not necessarily reflect the Fund’s income or yield. See the prospectus section titled “Additional Information About the Funds” for more information about option premiums and ROC.

Additional information regarding the Underlying Security is also set forth below.

The Fund’s Use of Underlying Security Option Contracts

As part of the Fund’s synthetic covered call strategy and synthetic covered call spread strategy, the Fund will purchase and sell a combination of standardized exchange-traded and FLEXible EXchange® (“FLEX”) call and put option contracts that are based on the value of the price returns of the Underlying Security.

- In general, an option contract gives the purchaser of the option contract the right to purchase (for a call option) or sell (for a put option) the underlying asset (like shares of the Underlying Security) at a specified price (the “strike price”).
- If exercised, an option contract obligates the seller to deliver shares (for a sold or “short” call) or buy shares (for a sold or “short” put) of the underlying asset at a specified price (the “strike price”).
- Options contracts must be exercised or traded to close within a specified time frame, or they expire. See the chart in section “Fund Portfolio” below for a description of the option contracts utilized by the Fund.

Standardized exchange-traded options include standardized terms. FLEX options are also exchange-traded, but they allow for customizable terms (e.g., the strike price can be negotiated). For more information on FLEX options, see “Additional Information about the Funds – Exchange Traded Options Portfolio.”

The Fund’s options contracts are based on the value of the Underlying Security, which gives the Fund the right or obligation to receive or deliver shares of the Underlying Security on the expiration date of the applicable option contract in exchange for the stated strike price, depending on whether the option contract is a call option or a put option, and whether the Fund purchases or sells the option contract.

Covered Call Strategy

In seeking to achieve its investment objective, the Fund may implement a “*synthetic* covered call” and, to a lesser extent, a “*traditional* covered call” strategy using the standardized exchange-traded and FLEX options described above.

- A *traditional* covered call strategy is an investment strategy where an investor (the Fund) sells a call option on an underlying security it owns.
- A *synthetic* covered call strategy is similar to a traditional covered call strategy in that the investor sells a call option that is based on the value of the underlying security. However, in a synthetic covered call strategy, the investor (the Fund) does not own the underlying security, but rather seeks to *synthetically* replicate 100% of the price movements of the underlying security through the use of various investment instruments.

The Fund's covered call strategies consists of the following three elements, each of which is described in greater detail farther below:

- Direct or synthetic long exposure to the Underlying Security, which allows the Fund to seek to participate in the changes, up or down, in the price of shares of the Underlying Security.
- Covered call writing (where the Underlying Security's call options are sold against the synthetic long portion of the strategy), which allows the Fund to generate options premiums.
- U.S. Treasuries, which are used for collateral for the options, and which generate income.

1. Long Exposure (Synthetic or Direct)

Synthetic Long Exposure: To achieve a synthetic long exposure to the Underlying Security, the Fund will buy the Underlying Security's call options and, simultaneously, sell the Underlying Security's put options to try to replicate the price movements of the Underlying Security. The call options purchased by the Fund and the put options sold by the Fund will generally have one-month to six-month terms and strike prices that are approximately equal to the then-current share price of the Underlying Security at the time the contracts are purchased and sold, respectively. The combination of the long call options and sold put options provides the Fund with indirect investment exposure equal to approximately 100% of the Underlying Security for the duration of the applicable options exposure.

In addition, the Fund may use other instruments and transactions to gain synthetic exposure to the Underlying Security. For example, the Fund may enter into swap contracts that provide exposure to the Underlying Security. The Fund also may utilize additional options strategies, including purchasing call options that are "deep in the money" (i.e., the Underlying Security's price is well above the strike price on the call option).

Direct Long Exposure: The Fund may directly hold equity securities of the Underlying Security.

2. Covered Call Strategies

Covered Call Strategy

As part of its strategy, the Fund will write (sell) call option contracts on the Underlying Security to generate options premiums. These written call options will generally be sold short (i.e., selling a position it does not currently own). The Fund will seek to participate in the share price appreciation of the Underlying Security, if any. However, due to the nature of covered call strategies, the Fund's participation may be subject to a cap (as described below). In this strategy, the call options written (sold) by the Fund will generally have 1- month or less expiration dates (the "Call Period") and generally have a strike price that is approximately 0%-15% above the then-current share price of the Underlying Security.

It is important to note that the sale of the Underlying Security call option contracts will limit the Fund's participation in the appreciation in the Underlying Security's stock price. If the stock price of the Underlying Security increases, the above-referenced synthetic long exposure alone would allow the Fund to experience similar percentage gains. However, if the Underlying Security's stock price appreciates beyond the strike price of one or more of the sold (short) call option contracts, the Fund will lose money on those short call positions, and the losses will, in turn, limit the upside return of the Fund's synthetic long exposure. As a result, the Fund's overall strategy (i.e., the combination of the synthetic long exposure to the Underlying Security and the sold (short) the Underlying Security call positions) will limit the Fund's participation in gains in the Underlying Security's stock price beyond a certain point.

Covered Call Spread Strategy

The Adviser will employ the Covered Call Spread Strategy when it believes it is a better strategy for the Fund as compared to the Covered Call Strategy. The Fund may write (sell) credit call spreads (described below) rather than stand-alone call option contracts to seek greater participation in the potential appreciation of its Underlying Security's share price, while still generating net options premiums. The Adviser will primarily employ this covered call spread strategy when it believes that the share price of its Underlying Security is likely to rise significantly in the short term (e.g., following a substantial selloff or overall positive market news). Additionally, the Adviser may use this strategy in other scenarios (e.g., if the market is undervaluing further out-of-the-money options relative to near-the-money options), where it believes the use of credit call spreads may prove more advantageous to the Fund's total return than the covered call strategy.

A credit call spread involves selling a call option while simultaneously buying a call option with a higher strike price, both with the same expiration date. By writing credit call spreads, the Fund can potentially offset losses incurred from its short call positions if the Underlying Security's share price rises above the strike price.

3. U.S. Treasuries

The Fund will hold short-term U.S. Treasury securities as collateral in connection with the Fund's synthetic covered call strategy. The Fund may also invest in pooled vehicles (e.g., mutual funds and ETFs) that invest in U.S Treasuries.

The Fund intends to continuously maintain exposure to the Underlying Security, primarily through the use of options contracts. As the options contracts it holds are exercised or expire it may enter into new options contracts, a practice referred to as “rolling.” The Fund’s practice of rolling options may result in high portfolio turnover.

Fund’s Weekly Distributions

The Fund will seek to provide weekly cash distributions. The Fund will seek to generate such distributions in the following ways:

- Writing (selling) call option contracts on its Underlying Security as described above to generate options premiums. A premium, in this context, refers to the price the option buyer pays to the option seller (the Fund) for the rights granted by the option. The amount of these premiums is largely affected by the fluctuations in the Underlying Security’s stock prices. However, other elements like interest rates can also influence the level of premiums.
- Investing in short-term U.S. Treasury securities. The income generated by these securities will be influenced by interest rates at the time of investment.
- In addition, the Fund’s use of the Covered Call Spread Strategy may occasionally allow it to capture a substantial portion of any significant increase in the price of its Underlying Security. When this happens, the Fund could receive profits exceeding the initial cost of the call options, and the Fund’s distributions may include some of those profits.

Fund’s Return Profile vs its Underlying Security

For the reasons stated above, the Fund’s performance will differ from that of the Underlying Security’s stock price. The performance differences will depend on, among other things, the price of the Underlying Security, changes in the value of the Underlying Security options contracts the Fund holds, and changes in the value of the U.S. Treasuries.

Fund Portfolio

Principal Holdings		
Portfolio Holdings (All derivative instruments are based on the value of the Underlying Security)	Investment Terms	Expected Target Maturity
Purchased call option contracts	<p>“at-the-money” (i.e., the strike price is equal to the then-current share price of the Underlying Security at the time of purchase) to provide indirect exposure to positive price returns of the Underlying Security.</p> <p>If the Underlying Security share price increases, these options will generate corresponding increases to the Fund.</p>	1-month to 6-month expiration dates
Sold put option contracts	<p>“at-the-money” (i.e., the strike price is equal to the then-current share price of the Underlying Security at the time of sale). They are sold to help pay for the purchased call options described above.</p> <p>However, the sold put option contracts provide exposure to the full extent of any share price losses experienced by the Underlying Security.</p>	1-month to 6-month expiration dates
Sold (short) call option contracts (Covered Call Strategy)	<p>The strike price is approximately 0%-15% more than the then-current share price of the Underlying Security at the time of sale.</p> <p>They generate options premiums. However, they also limit some potential positive returns that the Fund may have otherwise experienced from gains in the Underlying Security’s share price.</p>	1-month or less expiration dates
Sold (short) call option contracts (Covered Call Spread Strategy)	<p>The strike price is approximately 0%-15% more than the then-current share price of the Fund’s Underlying Security at the time of sale.</p> <p>Sold call option contracts provide inverse exposure to the full extent of any increases in the value experienced by the Fund’s Underlying Security, minus the premium received.</p>	1-month or less expiration dates
Purchased call option contracts (Covered Call Spread Strategy)	<p>“out-of-the-money” (i.e., the strike price is above the strike price of the corresponding Covered Call Spread Strategy sold call). Bought call option contracts provide exposure to the full extent of any increases in the value experienced by the Fund’s Underlying Security above the option’s strike price.</p>	1-month or less expiration dates
Purchased call option contracts (Deep-in-the-money synthetic long exposure)	<p>“Deep in the money” (i.e., the Underlying Security’s price is well above the strike price on the call option) to provide synthetic long exposure designed to closely track price movements of the Underlying Security. These options are expected to exhibit greater sensitivity to changes in the Underlying Security’s share price than out-of-the-money or at-the-money calls.</p>	1-month to 6-month expiration dates
Swap contracts	<p>The Fund may enter into swap contracts that provide exposure to the Underlying Security’s price movements (and/or total return), generally in exchange for a financing rate and/or other contractual payments. Swap contracts may be used as an alternative or supplement to options positions to obtain exposure to the Underlying Security.</p>	13-month to 60-month terms
Equity securities of the Underlying Security (Direct holdings)	<p>The Fund may purchase and hold shares of the Underlying Security to obtain direct exposure to the Underlying Security’s price movements and any distributions.</p>	NA
U.S Treasury Securities and Cash	<p>Multiple series of U.S. Treasury Bills supported by the full faith and credit of the U.S. government.</p> <p>These instruments are used as collateral for the Fund’s derivative investments.</p> <p>They will also generate income.</p>	6-month to 2-year maturities

The market value of the cash and treasuries held by the Fund is generally expected to be between 25% and 100% of the Fund's net assets and the market value of the options package is generally expected to be between 0% and 50% of the Fund's net assets (though actual exposures may deviate from these ranges from time to time). In terms of notional value, the combination of these investment instruments provides indirect investment exposure to the Underlying Security equal to at least 95% of the Fund's total assets.

Under normal circumstances, the Fund will invest at least 80% of its net assets, plus borrowings for investment purposes, in securities and financial instruments that provide indirect exposure to TSLA.

The Fund is classified as "non-diversified" under the 1940 Act.

There is no guarantee that the Fund's investment strategy will be properly implemented, and an investor may lose some or all of its investment.

Tesla, Inc.

Tesla, Inc. is an operating company that designs develops, manufactures, leases and sells high performance fully electric vehicles, solar energy generation systems and energy storage products. Tesla, Inc. operates two segments: (i) automotive and (ii) energy generation and storage. The automotive segment includes the design, development, manufacturing, sales and leasing of electric vehicles as well as sales of automotive regulatory credits. The energy generation and storage segment includes the design, manufacture, installation, sales and leasing of solar energy generation and energy storage products and related services and sales of solar energy systems incentives. Tesla, Inc. is listed on Nasdaq. Per TSLA's most recent Form 10-K filing, the aggregate market value of voting stock held by non-affiliates of TSLA, as of the most recent available data at time of drafting this prospectus (June 30, 2025), was approximately \$892.93 billion.

Tesla, Inc. is registered under the Securities Exchange Act of 1934, as amended (the "Exchange Act"). Information provided to or filed with the SEC by Tesla, Inc. pursuant to the Exchange Act can be located by reference to the SEC file number 001-34756 through the SEC's website at www.sec.gov. In addition, information regarding Tesla, Inc. may be obtained from other sources including, but not limited to, press releases, newspaper articles and other publicly disseminated documents.

This document relates only to the securities offered hereby and does not relate to TSLA or other securities of Tesla, Inc. The Fund has derived all disclosures contained in this document regarding Tesla, Inc. from the publicly available documents. None of the Fund, the Trust, the Adviser, or their respective affiliates has participated in the preparation of such publicly available offering documents or made any due diligence inquiry regarding such documents with respect to Tesla, Inc. None of the Fund, the Trust, the Adviser, or their respective affiliates makes any representation that such publicly available documents or any other publicly available information regarding Tesla, Inc. is accurate or complete. Furthermore, the Fund cannot give any assurance that all events occurring prior to the date hereof (including events that would affect the accuracy or completeness of the publicly available documents described above) that would affect the trading price of Tesla, Inc. (and therefore the price of the Fund at the time we price the securities) have been publicly disclosed. Subsequent disclosure of any such events or the disclosure of or failure to disclose material future events concerning Tesla, Inc. could affect the value received with respect to the securities and therefore the value of the securities.

None of the Fund, the Trust, the Adviser, or their respective affiliates makes any representation to you as to the performance of TSLA.

NONE OF THE FUND, TIDAL TRUST II, OR TIDAL INVESTMENTS LLC IS AFFILIATED, CONNECTED, OR ASSOCIATED WITH TSLA. THE FUND WAS NOT DEVELOPED OR CREATED BY, AND IS NOT SPONSORED, ENDORSED, OR APPROVED BY, TSLA.

Moreover, TSLA has not participated in the development of the Fund's investment strategy. TSLA does not select or approve the Fund's portfolio holdings, nor does it participate in the construction, design, or implementation of the Fund. TSLA does not provide any assurances, guarantees, or representations regarding the Fund or its performance. Nothing herein shall be construed as an offer of any security by TSLA.

None of the Fund, the Trust, the Adviser, or their respective affiliates claim any ownership interest in any trademarks owned by Tesla, Inc. or TSLA. All rights in the trademarks are reserved by their respective owners.

Due to the Fund's investment strategy, the Fund's investment exposure is concentrated in (or substantially exposed to) the same industry as that assigned to TSLA. As of the date of the Prospectus, TSLA is assigned to the automobiles industry.

Principal Investment Risks

The principal risks of investing in the Fund are summarized below. As with any investment, there is a risk that you could lose all or a portion of your investment in the Fund. Some or all of these risks may adversely affect the Fund's net asset value ("NAV") per share, trading price, yield, total return, and/or ability to meet its objective. For more information about the risks of investing in the Fund, see the section in the Fund's Prospectus titled "Additional Information About the Funds—Principal Risks of Investing in the Funds."

An investment in the Fund entails risk. The Fund may not achieve its investment objective and there is a risk that you could lose all of your money invested in the Fund. The Fund is not a complete investment program. It is important that investors closely review all of the risks listed below and understand them before making an investment in the Fund.

Each risk summarized below is considered a “principal risk” of investing in the Fund, regardless of the order in which they appear.

TSLA Risk.

The Fund invests in options contracts and swaps that are based on the value of TSLA and may also invest directly in TSLA. These investments in options contracts and swaps subject the Fund to certain of the same risks as if it owned shares of TSLA, even though it may not; although at times the Fund may also hold shares of TSLA directly. By virtue of these investments, the Fund may be subject to the following risks:

Indirect Investment in TSLA Risk. Tesla, Inc. is not affiliated with the Trust, the Fund, the Adviser, or their respective affiliates and is not involved with this offering in any way and has no obligation to consider your Shares in taking any corporate actions that might affect the value of Shares. Investors in the Fund will not have voting rights and will not be able to influence management of Tesla, Inc. but will be exposed to the performance of TSLA (the underlying stock). Except to the extent the Fund invests directly in TSLA, investors in the Fund will not have rights to receive dividends or other distributions or any other rights with respect to the underlying stock but will be subject to declines in the performance of the underlying stock.

TSLA Trading Risk. The trading price of TSLA may be highly volatile and could continue to be subject to wide fluctuations in response to various factors. The stock market in general, and the market for automotive companies in particular, has experienced extreme price and volume fluctuations that have often been unrelated or disproportionate to the operating performance of those companies. In particular, a large proportion of TSLA may be traded by short sellers which may put pressure on the supply and demand for the common stock of Tesla, Inc., further influencing volatility in its market price. Public perception and other factors outside of the control of Tesla, Inc. may additionally impact TSLA’s stock price due to Tesla, Inc. garnering a disproportionate degree of public attention, regardless of actual operating performance. In addition, in the past, following periods of volatility in the overall market and the market price of a particular company’s securities, securities class action litigation has often been instituted against companies such as these. Moreover, stockholder litigation like this has been filed against Tesla, Inc. in the past. While Tesla, Inc. continues to defend such actions, any judgment against Tesla, Inc., or any future stockholder litigation could result in substantial costs and a diversion of the management of Tesla, Inc.’s attention and resources. If TSLA trading is halted, trading in Shares of the Fund may be impacted, either temporarily or indefinitely.

Tesla, Inc. Performance Risk. Tesla, Inc. may fail to meet its publicly announced guidelines or other expectations about its business, which could cause the price of TSLA to decline. Tesla, Inc. provides guidance regarding its expected financial and business performance, such as projections regarding sales and production, as well as anticipated future revenues, gross margins, profitability and cash flows. Correctly identifying key factors affecting business conditions and predicting future events is inherently an uncertain process, and the guidance Tesla, Inc. provides may not ultimately be accurate and has in the past been inaccurate in certain respects, such as the timing of new product manufacturing ramps. The guidance is based on certain assumptions such as those relating to global and local economic conditions, anticipated production and sales volumes (which generally are not linear throughout a given period), average sales prices, supplier and commodity costs, and planned cost reductions. If Tesla, Inc.’s guidance is not accurate or varies from actual results due to its inability to meet the assumptions or the impact on its financial performance that could occur as a result of various risks and uncertainties, the market value of common stock issued by Tesla, Inc. could decline significantly.

Electric Vehicles Risk. The future growth and success of Tesla, Inc. are dependent upon consumers’ demand for electric vehicles, and specifically, its vehicles in an automotive industry that is generally competitive, cyclical and volatile. If the market for electric vehicles in general and Tesla, Inc. vehicles in particular does not develop as Tesla, Inc. expects, develops more slowly than it expects, or if demand for its vehicles decreases in its markets or its vehicles compete with each other, the business, prospects, financial condition and operating results of Tesla, Inc. may be harmed. Tesla, Inc. is still at an earlier stage of development and have limited resources and production relative to established competitors that offer internal combustion engine vehicles. In addition, electric vehicles still comprise a small percentage of overall vehicle sales. As a result, the market for Tesla, Inc. vehicles could be negatively affected by numerous factors, such as: (i) perceptions about electric vehicle features, quality, safety, performance and cost; (ii) perceptions about the limited range over which electric vehicles may be driven on a single battery charge, and access to charging facilities; (iii) competition, including from other types of alternative fuel vehicles, plug-in hybrid electric vehicles and high fuel-economy internal combustion engine vehicles; (iv) volatility in the cost of oil and gasoline, such as wide fluctuations in crude oil prices; (v) government regulations and economic incentives; and (vi) concerns about the future viability of Tesla, Inc. Finally, the target demographics for Tesla, Inc. vehicles are highly competitive. Sales of vehicles in the automotive industry tend to be cyclical in many markets, which may expose Tesla, Inc. to further volatility.

Automotive Companies Risk. The automotive industry can be highly cyclical, and companies in the industry may suffer periodic operating losses. Automotive companies can be significantly affected by labor relations, fluctuating component prices and supplier disruptions. Developments in automotive technologies (e.g., autonomous vehicle technologies) may require significant capital expenditures that may not generate profits for several years, if ever. Automotive companies may be significantly subject to government policies and regulations regarding imports and exports of automotive products. Governmental policies affecting the automotive industry, such as taxes, tariffs, duties, subsidies, and import and export restrictions on automotive products can influence industry profitability. In addition, such companies must comply with environmental laws and regulations, for which there may be severe consequences for non-compliance. While most of the major automotive manufacturers are large companies, certain others may be non-diversified in both product line and customer base and may be more vulnerable to certain events that may negatively impact the automotive industry.

Elon Musk's Influence on TSLA Risk. The Fund's performance is closely tied to the stock price of TSLA, which may be significantly impacted by the actions, decisions, and public statements of its CEO, Elon Musk. His social media activity, interviews, and public remarks have historically caused sharp volatility in TSLA's stock price and have, at times, resulted in regulatory scrutiny and legal proceedings. Additionally, Mr. Musk's leadership decisions, including strategic shifts or changes in Tesla's business model, could introduce uncertainty. His involvement in multiple high-profile ventures, such as SpaceX and X (formerly Twitter), may also raise concerns about his focus on Tesla. Furthermore, any potential reduction in his role or departure from Tesla could negatively affect investor sentiment. Given Mr. Musk's influence, TSLA's valuation may be subject to sudden and unpredictable changes, which could materially impact the Fund's performance.

Derivatives Risk. Derivatives are financial instruments that derive value from the underlying reference asset or assets, such as stocks, bonds, or funds (including ETFs), interest rates or indexes. The Fund's investments in derivatives may pose risks in addition to, and greater than, those associated with directly investing in securities or other ordinary investments, including risk related to the market, imperfect correlation with underlying investments or the Fund's other portfolio holdings, higher price volatility, lack of availability, counterparty risk, liquidity, valuation and legal restrictions. The use of derivatives is a highly specialized activity that involves investment techniques and risks different from those associated with ordinary portfolio securities transactions. The use of derivatives may result in larger losses or smaller gains than directly investing in securities. When the Fund uses derivatives, there may be an imperfect correlation between the value of TSLA and the derivative, which may prevent the Fund from achieving its investment objective. Because derivatives often require only a limited initial investment, the use of derivatives may expose the Fund to losses in excess of those amounts initially invested. In addition, the Fund's investments in derivatives are subject to the following risks:

Options Contracts. The use of options contracts involves investment strategies and risks different from those associated with ordinary portfolio securities transactions. The prices of options are volatile and are influenced by, among other things, actual and anticipated changes in the value of the underlying instrument, including the anticipated volatility, which are affected by fiscal and monetary policies and by national and international political, changes in the actual or implied volatility or the reference asset, the time remaining until the expiration of the option contract and economic events. For the Fund in particular, the value of the options contracts in which it invests is substantially influenced by the value of TSLA. The Fund may experience substantial downside from specific option positions and certain option positions held by the Fund may expire worthless. The options held by the Fund are exercisable at the strike price on their expiration date. As an option approaches its expiration date, its value typically increasingly moves with the value of the underlying instrument. However, prior to such date, the value of an option generally does not increase or decrease at the same rate as the underlying instrument. There may at times be an imperfect correlation between the movement in the values of options contracts and the underlying instrument, and there may at times not be a liquid secondary market for certain options contracts. The value of the options held by the Fund will be determined based on market quotations or other recognized pricing methods. Additionally, as the Fund intends to continuously maintain indirect exposure to TSLA through the use of options contracts, as the options contracts it holds are exercised or expire it will enter into new options contracts, a practice referred to as "rolling." If the expiring options contracts do not generate proceeds enough to cover the cost of entering into new options contracts, the Fund may experience losses.

Swap Agreements Risk. The use of swap transactions is a highly specialized activity, which involves investment techniques and risks different from those associated with ordinary portfolio securities transactions. Whether the Fund will be successful in using swap agreements to achieve its investment goal depends on the ability of the Adviser to structure such swap agreements in accordance with the Fund's investment objective and to identify counterparties for those swap agreements. If the Adviser is unable to enter into swap agreements that provide leveraged exposure to the Underlying Security, the Fund may not meet its stated investment objective. Additionally, any financing, borrowing or other costs associated with using swap transactions may also have the effect of lowering the Fund's return.

The swap agreements in which the Fund invests are generally traded in the over-the-counter market, which generally has less transparency than exchange-traded derivatives instruments. In a standard swap transaction, two parties agree to exchange the return (or differentials in rates of return) earned or realized on particular predetermined reference assets or underlying securities or instruments. The gross return to be exchanged or swapped between the parties is calculated based on a notional amount or the return on or change in value of a particular dollar amount invested in a basket of securities.

If the Underlying Security has a dramatic move that causes a material decline in the Fund's net assets, the terms of a swap agreement between the Fund and its counterparty may permit the counterparty to immediately close out the swap transaction with the Fund. In that event, the Fund may be unable to enter into another swap agreement or invest in other derivatives to achieve exposure consistent with the Fund's investment objective. This may prevent the Fund from achieving its objective, even if the Underlying Security later reverses all or a portion of its movement.

Counterparty Risk. The Fund is subject to counterparty risk by virtue of its investments in options contracts. Transactions in some types of derivatives, including options, are required to be centrally cleared ("cleared derivatives"). In a transaction involving cleared derivatives, the Fund's counterparty is a clearing house rather than a bank or broker. Since the Fund is not a member of clearing houses and only members of a clearing house ("clearing members") can participate directly in the clearing house, the Fund will hold cleared derivatives through accounts at clearing members. In cleared derivatives positions, the Fund will make payments (including margin payments) to and receive payments from a clearing house through their accounts at clearing members. Customer funds held at a clearing organization in connection with any options contracts are held in a commingled omnibus account and are not identified to the name of the clearing member's individual customers. As a result, assets deposited by the Fund with any clearing member as margin for options may, in certain circumstances, be used to satisfy losses of other clients of the Fund's clearing member. In addition, although clearing members guarantee performance of their clients' obligations to the clearing house, there is a risk that the assets of the Fund might not be fully protected in the event of the clearing member's bankruptcy, as the Fund would be limited to recovering only a pro rata share of all available funds segregated on behalf of the clearing member's customers for the relevant account class. The Fund is also subject to the risk that a limited number of clearing members are willing to transact on the Fund's behalf, which heightens the risks associated with a clearing member's default. This risk is greater for the Fund as it seeks to hold options contracts on a single security, and not a broader range of options contracts, which may limit the number of clearing members that are willing to transact on the Fund's behalf. If a clearing member defaults the Fund could lose some or all of the benefits of a transaction entered into by the Fund with the clearing member. If the Fund cannot find a clearing member to transact with on the Fund's behalf, the Fund may be unable to effectively implement its investment strategy.

Price Participation Risk. The Fund employs an investment strategy that includes the sale of call option contracts, which limits the degree to which the Fund will participate in increases in value experienced by TSLA over the Call Period. This means that if TSLA experiences an increase in value above the strike price of the sold call options during a Call Period, the Fund will likely not experience that increase to the same extent and may significantly underperform TSLA over the Call Period. Additionally, because the Fund is limited in the degree to which it will participate in increases in value experienced by TSLA over each Call Period, but has full exposure to any decreases in value experienced by TSLA over the Call Period, the NAV of the Fund may decrease over any given time period. The Fund's NAV is dependent on the value of each options portfolio, which is based principally upon the performance of TSLA. The degree of participation in TSLA gains the Fund will experience will depend on prevailing market conditions, especially market volatility, at the time the Fund enters into the sold call option contracts and will vary from Call Period to Call Period. The value of the options contracts is affected by changes in the value and dividend rates of TSLA, changes in interest rates, changes in the actual or perceived volatility of TSLA and the remaining time to the options' expiration, as well as trading conditions in the options market. As the price of TSLA changes and time moves towards the expiration of each Call Period, the value of the options contracts, and therefore the Fund's NAV, will change. However, it is not expected for the Fund's NAV to directly correlate on a day-to-day basis with the returns of TSLA. The amount of time remaining until the options contract's expiration date affects the impact of the potential options premiums on the Fund's NAV, which may not be in full effect until the expiration date of the Fund's options contracts. Therefore, while changes in the price of the TSLA will result in changes to the Fund's NAV, the Fund generally anticipates that the rate of change in the Fund's NAV will be different than that experienced by TSLA.

Equity Market Risk. The prices of equity securities rise and fall daily. These price movements may result from factors affecting individual issuers, industries or the stock market as a whole. In addition, equity markets tend to move in cycles which may cause stock prices to fall over a short and extended periods of time. In a declining stock market, stock prices for all companies may decline, regardless of their long-term prospects.

Distribution Risk. The Fund seeks to provide weekly cash distributions. There is no assurance that the Fund will make a distribution in any given week. If the Fund does make distributions, the amounts of such distributions will likely vary greatly from one distribution to the next. Additionally, the weekly distributions, if any, may consist of returns of capital, which would decrease the Fund's NAV and trading price over time. As a result, an investor may suffer significant losses to their investment. In addition, while the underlying stock may pay dividends, the Fund's returns will not include any dividends paid by the underlying stock (except to the extent the Fund invests directly in TSLA), and any income generated by the Fund may be less than the income generated by a direct investment in the underlying stock.

NAV Erosion Risk Due to Distributions. When the Fund makes a distribution, the Fund's NAV will typically drop by the amount of the distribution on the related ex-dividend date. The repeated payment of distributions by the Fund, if any, may significantly erode the Fund's NAV and trading price over time. As a result, an investor may suffer significant losses to their investment.

Call Strategy Risks. The path dependency (i.e., the continued use) of the Fund’s call writing strategy will impact the extent that the Fund participates in the positive price returns of TSLA and, in turn, the Fund’s returns, both during the term of the sold call options and over longer time periods. If, for example, each month the Fund were to sell 7% out-of-the-money call options having a one-month term, the Fund’s participation in the positive price returns of TSLA will be capped at 7% in any given month. However, over a longer period (e.g., 5 months), the Fund should not be expected to participate fully in the first 35% (i.e., 5 months x 7%) of the positive price returns of TSLA, or the Fund may even lose money, even if the TSLA share price has appreciated by at least that much over such period, if during any month over that period TSLA had a return less than 7%. This example illustrates that both the Fund’s participation in the positive price returns of TSLA and its returns will depend not only on the price of TSLA but also on the path that TSLA takes over time.

Additionally, when implementing the Covered Call Spread Strategy, the use of credit call spreads introduces further complexities and risks. While purchasing a higher-strike call option limits potential losses from the short call position, it also reduces the net premium received, which may result in lower overall returns compared to a stand-alone covered call strategy. If the price of the Underlying Security rises rapidly, the call spread may still cap upside participation, leading to missed profit opportunities. Furthermore, market conditions, such as mispricing between near-the-money and further out-of-the-money options, may impact the effectiveness of the strategy, potentially resulting in lower-than-expected returns or increased losses. The relative pricing of options at different strike levels can vary due to volatility shifts, liquidity constraints, or other market dynamics, adding an additional layer of uncertainty to the Fund’s performance under this strategy.

ETF Risks.

Authorized Participants, Market Makers, and Liquidity Providers Concentration Risk. The Fund has a limited number of financial institutions that are authorized to purchase and redeem Shares directly from the Fund (known as “Authorized Participants” or “APs”). In addition, there may be a limited number of market makers and/or liquidity providers in the marketplace. To the extent either of the following events occur, Shares may trade at a material discount to NAV and possibly face delisting: (i) APs exit the business or otherwise become unable to process creation and/or redemption orders and no other APs step forward to perform these services; or (ii) market makers and/or liquidity providers exit the business or significantly reduce their business activities and no other entities step forward to perform their functions.

Cash Redemption Risk. The Fund’s investment strategy may require it to redeem Shares for cash or to otherwise include cash as part of its redemption proceeds. For example, the Fund may not be able to redeem in-kind certain securities held by the Fund (e.g., derivative instruments). In such a case, the Fund may be required to sell or unwind portfolio investments to obtain the cash needed to distribute redemption proceeds. This may cause the Fund to recognize a capital gain that it might not have recognized if it had made a redemption in-kind. As a result, the Fund may pay out higher annual capital gain distributions than if the in-kind redemption process was used. By paying out higher annual capital gain distributions, investors may be subjected to increased capital gains taxes. Additionally, there may be brokerage costs or taxable gains or losses that may be imposed on the Fund in connection with a cash redemption that may not have occurred if the Fund had made a redemption in-kind. These costs could decrease the value of the Fund to the extent they are not offset by a transaction fee payable by an AP.

Costs of Buying or Selling Shares. Buying or selling Shares involves certain costs, including brokerage commissions, other charges imposed by brokers, and bid-ask spreads. The bid-ask spread represents the difference between the price at which an investor is willing to buy Shares and the price at which an investor is willing to sell Shares. The spread varies over time based on the Shares’ trading volume and market liquidity. The spread is generally lower if Shares have more trading volume and market liquidity and higher if Shares have little trading volume and market liquidity. Due to the costs of buying or selling Shares, frequent trading of Shares may reduce investment results and an investment in Shares may not be advisable for investors who anticipate regularly making small investments.

Management Risk. The Fund is subject to management risk because it is an actively managed portfolio. In managing the Fund’s investment portfolio, the portfolio managers will apply investment techniques and risk analyses that may not produce the desired result. There can be no guarantee that the Fund will meet its investment objective.

Shares May Trade at Prices Other Than NAV. As with all ETFs, Shares may be bought and sold in the secondary market at market prices. Although it is expected that the market price of Shares will approximate the Fund’s NAV, there may be times when the market price of Shares is more than the NAV intra-day (premium) or less than the NAV intra-day (discount) due to supply and demand of Shares or during periods of market volatility. This risk is heightened in times of market volatility, periods of steep market declines, and periods when there is limited trading activity for Shares in the secondary market, in which case such premiums or discounts may be significant.

Trading. Although Shares are listed on a national securities exchange, such as NYSE Arca, Inc. (the “Exchange”), and may be traded on U.S. exchanges other than the Exchange, there can be no assurance that an active trading market for the Shares will develop or be maintained or that the Shares will trade with any volume, or at all, on any stock exchange. This risk may be greater for the Fund as it seeks to have exposure to a single underlying stock as opposed to a more diverse portfolio like a traditional pooled investment. In stressed market conditions, the liquidity of Shares may begin to mirror the liquidity of the Fund’s underlying portfolio holdings, which can be significantly less liquid than Shares. Shares trade on the Exchange at market price that may be below, at or above the Fund’s NAV. Trading in Shares on the Exchange may be halted due to market conditions or for reasons that, in the view of the Exchange, make trading in Shares inadvisable. In addition, trading in Shares on the Exchange is subject to trading halts caused by extraordinary market volatility pursuant to the Exchange “circuit breaker” rules. There can be no assurance that the requirements of the Exchange necessary to maintain the listing of the Fund will continue to be met or will remain unchanged. In the event of an unscheduled market close for options contracts that reference a single stock, such as TSLA’s securities being halted or a market wide closure, settlement prices will be determined by the procedures of the listing exchange of the options contracts. As a result, the Fund could be adversely affected and be unable to implement its investment strategies in the event of an unscheduled closing.

Economic and Market Risk. Economies and financial markets throughout the world are becoming increasingly interconnected, which increases the likelihood that events or conditions in one country or region will adversely impact markets or issuers in other countries or regions. Securities in the Fund’s portfolio may underperform in comparison to securities in the general financial markets, a particular financial market, or other asset classes, due to a number of factors, including inflation (or expectations for inflation), deflation (or expectations for deflation), interest rates, global demand for particular products or resources, market instability, financial system instability, debt crises and downgrades, embargoes, tariffs, sanctions and other trade barriers, regulatory events, other governmental trade or market control programs and related geopolitical events. In addition, the value of the Fund’s investments may be negatively affected by the occurrence of global events such as war, terrorism, environmental disasters, natural disasters or events, country instability, and infectious disease epidemics or pandemics. The imposition by the U.S. of tariffs on goods imported from foreign countries and reciprocal tariffs levied on U.S. goods by those countries also may lead to volatility and instability in domestic and foreign markets.

High Portfolio Turnover Risk. The Fund may actively and frequently trade all or a significant portion of the Fund’s holdings. A high portfolio turnover rate increases transaction costs, which may increase the Fund’s expenses. Frequent trading may also cause adverse tax consequences for investors in the Fund due to an increase in short-term capital gains.

Inflation Risk. Inflation risk is the risk that the value of assets or income from investments will be less in the future as inflation decreases the value of money. As inflation increases, the present value of the Fund’s assets and distributions, if any, may decline.

Liquidity Risk. Some securities held by the Fund, including options contracts, may be difficult to sell or be illiquid, particularly during times of market turmoil. This risk is greater for the Fund as it will hold options contracts on a single security, and not a broader range of options contracts. Markets for securities or financial instruments could be disrupted by a number of events, including, but not limited to, an economic crisis, natural disasters, epidemics/pandemics, new legislation or regulatory changes inside or outside the United States. Illiquid securities may be difficult to value, especially in changing or volatile markets. If the Fund is forced to sell an illiquid security at an unfavorable time or price, the Fund may be adversely impacted. Certain market conditions or restrictions, such as market rules related to short sales, may prevent the Fund from limiting losses, realizing gains or achieving a high correlation with TSLA. There is no assurance that a security that is deemed liquid when purchased will continue to be liquid. Market illiquidity may cause losses for the Fund.

Money Market Instrument Risk. The Fund may use a variety of money market instruments for cash management purposes, including money market funds, depositary accounts and repurchase agreements. Repurchase agreements are contracts in which a seller of securities agrees to buy the securities back at a specified time and price. Repurchase agreements may be subject to market and credit risk related to the collateral securing the repurchase agreement. Money market instruments, including money market funds, may lose money through fees or other means.

Non-Diversification Risk. Because the Fund is “non-diversified,” it may invest a greater percentage of its assets in the securities of a single issuer or a smaller number of issuers than if it was a diversified fund. As a result, a decline in the value of an investment in a single issuer or a smaller number of issuers could cause the Fund’s overall value to decline to a greater degree than if the Fund held a more diversified portfolio. This may increase the Fund’s volatility and cause the performance of a relatively smaller number of issuers to have a greater impact on the Fund’s performance.

Operational Risk. The Fund is subject to risks arising from various operational factors, including, but not limited to, human error, processing and communication errors, errors of the Fund’s service providers, counterparties or other third-parties, failed or inadequate processes and technology or systems failures. The Fund relies on third-parties for a range of services, including custody. Any delay or failure relating to engaging or maintaining such service providers may affect the Fund’s ability to meet its investment objective. Although the Fund, and Adviser seek to reduce these operational risks through controls and procedures, there is no way to completely protect against such risks.

Single Issuer Risk. Issuer-specific attributes may cause an investment in the Fund to be more volatile than a traditional pooled investment which diversifies risk or the market generally. The value of the Fund, which focuses on an individual security (TSLA), may be more volatile than a traditional pooled investment or the market as a whole and may perform differently from the value of a traditional pooled investment or the market as a whole.

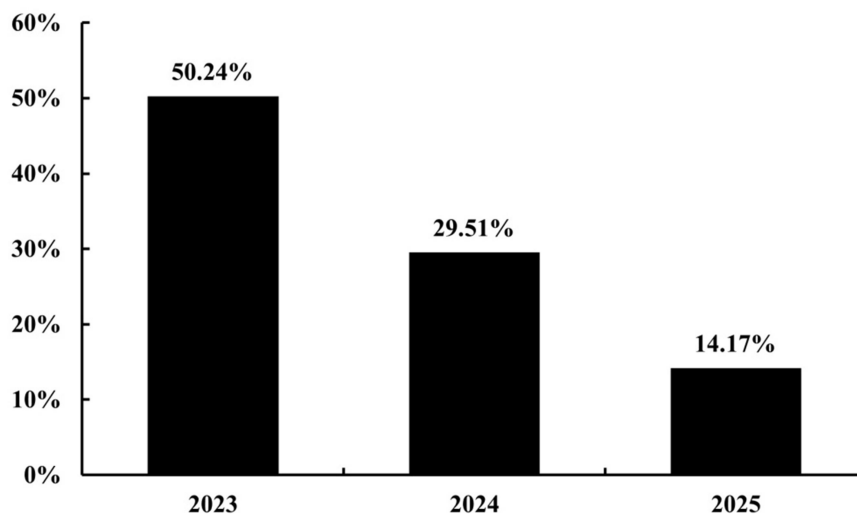
Tax Risk. The Fund intends to elect and to qualify each year to be treated as a regulated investment company (“RIC”) under Subchapter M of the Internal Revenue Code of 1986, as amended (“Code”). As a RIC, the Fund will not be subject to U.S. federal income tax on the portion of its net investment income and net capital gain that it distributes to Shareholders, provided that it satisfies certain requirements of the Code. If the Fund does not qualify as a RIC for any taxable year and certain relief provisions are not available, the Fund’s taxable income will be subject to tax at the Fund level and to a further tax at the shareholder level when such income is distributed. To comply with the asset diversification test applicable to a RIC, the Fund will attempt to ensure that the value of options it holds is never 25% of the total value of Fund assets at the close of any quarter. If the Fund’s investments in options were to exceed 25% of the Fund’s total assets at the end of a tax quarter, the Fund, generally, has a grace period to cure such lack of compliance. If the Fund fails to timely cure, it may no longer be eligible to be treated as a RIC.

U.S. Government and U.S. Agency Obligations Risk. The Fund may invest in securities issued by the U.S. government or its agencies or instrumentalities. U.S. Government obligations include securities issued or guaranteed as to principal and interest by the U.S. Government, its agencies or instrumentalities, such as the U.S. Treasury. Payment of principal and interest on U.S. Government obligations may be backed by the full faith and credit of the United States or may be backed solely by the issuing or guaranteeing agency or instrumentality itself. In the latter case, the investor must look principally to the agency or instrumentality issuing or guaranteeing the obligation for ultimate repayment, which agency or instrumentality may be privately owned. There can be no assurance that the U.S. Government would provide financial support to its agencies or instrumentalities (including government-sponsored enterprises) where it is not obligated to do so.

Performance

The following performance information provides some indication of the risks of investing in the Fund by showing changes in the Fund’s performance over time. The bar chart shows the annual returns for the Fund year over year. The table illustrates how the Fund’s average annual returns for the 1-year and since inception periods compare with those of a broad measure of market performance. The Fund’s past performance, before and after taxes, does not necessarily indicate how it will perform in the future. Updated performance information is available on the Fund’s website at www.yieldmaxetfs.com.

Calendar Year Ended December 31,



During the period of time shown in the bar chart, the Fund’s highest quarterly return was 40.68% for the quarter ended March 31, 2023 and the lowest quarterly return was -32.22% for the quarter ended March 31, 2025.

Average Annual Total Returns

For the Periods Ended December 31, 2025

	1 Year	Since Inception November 22, 2022
Return Before Taxes	14.17%	16.96%
Return After Taxes on Distributions	5.04%	9.46%
Return After Taxes on Distributions and Sale of Fund Shares	7.31%	9.55%
S&P 500 [®] Total Return Index (reflects no deduction for fees, expenses, or taxes) ⁽¹⁾	17.88%	20.57%

⁽¹⁾ The S&P 500[®] Total Return Index is a free-float market capitalization-weighted index of 500 of the largest U.S. companies. The index is calculated on a total return basis with dividends reinvested.

After-tax returns are calculated using the historical highest individual federal marginal income tax rates during the period covered by the table above and do not reflect the impact of state and local taxes. Actual after-tax returns depend on an investor's tax situation and may differ from those shown. After-tax returns shown are not relevant to investors who hold their Shares through tax-deferred or other tax-advantaged arrangements such as an individual retirement account ("IRA").

Management

Investment Adviser: Tidal Investments LLC (the "Adviser") serves as investment adviser to the Fund.

Portfolio Managers:

The following individuals are jointly and primarily responsible for the day-to-day management of the Fund.

Jay Pestrighelli, Portfolio Manager for the Adviser, has been a portfolio manager of the Fund since its inception in 2022.

Scott Snyder, Portfolio Manager for the Adviser, has been a portfolio manager of the Fund since February of 2026.

Matt Brandt, Portfolio Manager for the Adviser, has been a portfolio manager of the Fund since February of 2026.

Purchase and Sale of Shares

The Fund issues and redeems Shares at NAV only in large blocks known as "Creation Units," which only Authorized Participants (APs) (typically, broker-dealers) may purchase or redeem. The Fund generally issues and redeems Creation Units in exchange for a portfolio of securities (the "Deposit Securities") and/or a designated amount of U.S. cash.

Shares are listed on the Exchange, and individual Shares may only be bought and sold in the secondary market through brokers at market prices, rather than NAV. Because Shares trade at market prices rather than NAV, Shares may trade at a price greater than NAV (premium) or less than NAV (discount).

An investor may incur costs attributable to the difference between the highest price a buyer is willing to pay to purchase Shares (the "bid" price) and the lowest price a seller is willing to accept for Shares (the "ask" price) when buying or selling Shares in the secondary market. This difference in bid and ask prices is often referred to as the "bid-ask spread."

Information regarding the Fund's NAV, market price, how often Shares traded on the Exchange at a premium or discount, and the median bid-ask spreads can be found on the Fund's website at www.yieldmaxetfs.com.

Tax Information

Fund distributions are generally taxable as ordinary income, qualified dividend income, or capital gains (or a combination), unless an investment is in an individual retirement account ("IRA") or other tax-advantaged account. Distributions on investments made through tax-deferred arrangements may be taxed later upon withdrawal of assets from those accounts.

Financial Intermediary Compensation

If you purchase Shares through a broker-dealer or other financial intermediary (such as a bank) (an "Intermediary"), the Adviser or its affiliates may pay Intermediaries for certain activities related to the Fund, including participation in activities that are designed to make Intermediaries more knowledgeable about exchange-traded products, including the Fund, or for other activities, such as marketing, educational training, or other initiatives related to the sale or promotion of Shares. These payments may create a conflict of interest by influencing the Intermediary and your salesperson to recommend the Fund over another investment. Any such arrangements do not result in increased Fund expenses. Ask your salesperson or visit the Intermediary's website for more information.

YieldMax[®] XOM Option Income Strategy ETF - FUND SUMMARY

Investment Objective

The Fund's primary investment objective is to seek current income. The Fund's secondary investment objective is to seek exposure to the share price of the common stock of Exxon Mobil Corporation ("XOM"), subject to a limit on potential investment gains.

Fees and Expenses of the Fund

This table describes the fees and expenses that you may pay if you buy, hold, and sell shares of the Fund ("Shares"). **You may pay other fees, such as brokerage commissions and other fees to financial intermediaries, which are not reflected in the table and Example below.**

Annual Fund Operating Expenses⁽¹⁾ (expenses that you pay each year as a percentage of the value of your investment)

Management Fee	0.99%
Distribution and Service (12b-1) Fees	None
Other Expenses (includes interest and tax expense)	0.18%
Total Annual Fund Operating Expenses	1.17%

⁽¹⁾ The Fund's investment adviser, Tidal Investments LLC (the "Adviser"), a Tidal Financial Group company, will pay, or require a sub-adviser to pay, all expenses incurred by the Fund (except for advisory fees and sub-advisory fees, as the case may be) excluding interest charges on any borrowings made for investment purposes, dividends and other expenses on securities sold short, taxes, brokerage commissions and other expenses incurred in placing orders for the purchase and sale of securities and other investment instruments, acquired fund fees and expenses, accrued deferred tax liability, distribution fees and expenses paid by the Fund under any distribution plan adopted pursuant to Rule 12b-1 under the Investment Company Act of 1940, as amended (the "1940 Act"), and litigation expenses and other non-routine or extraordinary expenses.

Expense Example

This Example is intended to help you compare the cost of investing in the Fund with the cost of investing in other funds. The Example assumes that you invest \$10,000 in the Fund for the time periods indicated and then redeem or hold all of your Shares at the end of those periods. The Example also assumes that your investment has a 5% return each year and that the Fund's operating expenses remain the same. The Example does not take into account brokerage commissions that you may pay on your purchases and sales of Shares. Although your actual costs may be higher or lower, based on these assumptions your costs would be:

1 Year	3 Years	5 Years	10 Years
\$119	\$372	\$644	\$1,420

Portfolio Turnover

The Fund pays transaction costs, such as commissions, when it buys and sells securities (or "turns over" its portfolio). A higher portfolio turnover rate may indicate higher transaction costs and may result in higher taxes when Shares are held in a taxable account. These costs, which are not reflected in total annual fund operating expenses or in the expense example above, affect the Fund's performance. During the most recent fiscal year ended October 31, 2025, the Fund's portfolio turnover rate was 23% of the average value of its portfolio.

Principal Investment Strategies

The Fund is an actively managed exchange-traded fund ("ETF") that seeks current income while providing exposure to the share price (*i.e.*, the price returns) of the Underlying Security, subject to participation in a portion of potential investment gains. The Fund will employ its investment strategy as it relates to the Underlying Security regardless of whether there are periods of adverse market, economic, or other conditions and will not take temporary defensive positions during such periods. As further described below, the Fund uses either a synthetic covered call strategy or a synthetic covered call spread strategy to seek to generate options premiums and provide indirect exposure to the share price returns of the Underlying Security, subject to participation in a portion of potential investment gains as a result of the nature of the options strategy it employs. That is, the Fund not only seeks to generate options premiums but also aims to derive gains when the value of the Underlying Security increases. The Fund's options contracts provide:

- indirect exposure to the share price returns of the Underlying Security,
- option premiums, and
- participation in a portion of gains, if any, of the share price returns of the Underlying Security.

For more information, see sections “The Fund’s Use of Underlying Security Option Contracts” and “Synthetic Covered Call Strategy” below.

Why invest in the Fund?

- The Fund seeks to generate weekly cash distributions, which is not dependent on the price appreciation of the Underlying Security.
- The Fund seeks to participate in a portion of the gains experienced by the Underlying Security.

That is, although the Fund may not fully participate in gains in the Underlying Security’s stock price, the Fund’s portfolio is designed to generate options premiums.

An Investment in the Fund is not an investment in the Underlying Security.

- **The Fund’s strategy will capture only a portion of its potential gains if the Underlying Security’s stock price increase in value.**
- **The Fund’s strategy is subject to all potential losses if the Underlying Security’s stock price decrease in value, which may not be offset by the options premiums received by the Fund.**
- The Fund may from time to time invest directly in the Underlying Security.
- Fund shareholders are not entitled to any Underlying Security dividends, except to the extent the Fund invests directly in the Underlying Security.

While the Fund seeks to provide current income pursuant to its investment objective, a portion (sometimes significant) of the Fund’s distributions may be classified as return of capital (“ROC”) for financial or tax reporting purposes. Generally speaking, ROC refers to the portion of a distribution from an investment that represents a return of the original investment (principal) rather than income or profit. Accordingly, such distributions do not necessarily reflect the Fund’s income or yield. See the prospectus section titled “Additional Information About the Funds” for more information about option premiums and ROC.

Additional information regarding the Underlying Security is also set forth below.

The Fund’s Use of Underlying Security Option Contracts

As part of the Fund’s synthetic covered call strategy and synthetic covered call spread strategy, the Fund will purchase and sell a combination of standardized exchange-traded and FLEXible EXchange® (“FLEX”) call and put option contracts that are based on the value of the price returns of the Underlying Security.

- In general, an option contract gives the purchaser of the option contract the right to purchase (for a call option) or sell (for a put option) the underlying asset (like shares of the Underlying Security) at a specified price (the “strike price”).
- If exercised, an option contract obligates the seller to deliver shares (for a sold or “short” call) or buy shares (for a sold or “short” put) of the underlying asset at a specified price (the “strike price”).
- Options contracts must be exercised or traded to close within a specified time frame, or they expire. See the chart in section “Fund Portfolio” below for a description of the option contracts utilized by the Fund.

Standardized exchange-traded options include standardized terms. FLEX options are also exchange-traded, but they allow for customizable terms (e.g., the strike price can be negotiated). For more information on FLEX options, see “Additional Information about the Funds – Exchange Traded Options Portfolio.”

The Fund’s options contracts are based on the value of the Underlying Security, which gives the Fund the right or obligation to receive or deliver shares of the Underlying Security on the expiration date of the applicable option contract in exchange for the stated strike price, depending on whether the option contract is a call option or a put option, and whether the Fund purchases or sells the option contract.

Covered Call Strategy

In seeking to achieve its investment objective, the Fund may implement a “*synthetic* covered call” and, to a lesser extent, a “*traditional* covered call” strategy using the standardized exchange-traded and FLEX options described above.

- A *traditional* covered call strategy is an investment strategy where an investor (the Fund) sells a call option on an underlying security it owns.
- A *synthetic* covered call strategy is similar to a traditional covered call strategy in that the investor sells a call option that is based on the value of the underlying security. However, in a synthetic covered call strategy, the investor (the Fund) does not own the underlying security, but rather seeks to *synthetically* replicate 100% of the price movements of the underlying security through the use of various investment instruments.

The Fund's covered call strategies consists of the following three elements, each of which is described in greater detail farther below:

- Direct or synthetic long exposure to the Underlying Security, which allows the Fund to seek to participate in the changes, up or down, in the price of shares of the Underlying Security.
- Covered call writing (where the Underlying Security's call options are sold against the synthetic long portion of the strategy), which allows the Fund to generate options premiums.
- U.S. Treasuries, which are used for collateral for the options, and which generate income.

1. Long Exposure (Synthetic or Direct)

Synthetic Long Exposure: To achieve a synthetic long exposure to the Underlying Security, the Fund will buy the Underlying Security's call options and, simultaneously, sell the Underlying Security's put options to try to replicate the price movements of the Underlying Security. The call options purchased by the Fund and the put options sold by the Fund will generally have one-month to six-month terms and strike prices that are approximately equal to the then-current share price of the Underlying Security at the time the contracts are purchased and sold, respectively. The combination of the long call options and sold put options provides the Fund with indirect investment exposure equal to approximately 100% of the Underlying Security for the duration of the applicable options exposure.

In addition, the Fund may use other instruments and transactions to gain synthetic exposure to the Underlying Security. For example, the Fund may enter into swap contracts that provide exposure to the Underlying Security. The Fund also may utilize additional options strategies, including purchasing call options that are "deep in the money" (i.e., the Underlying Security's price is well above the strike price on the call option).

Direct Long Exposure: The Fund may directly hold equity securities of the Underlying Security.

2. Covered Call Strategies

Covered Call Strategy

As part of its strategy, the Fund will write (sell) call option contracts on the Underlying Security to generate options premiums. These written call options will generally be sold short (i.e., selling a position it does not currently own). The Fund will seek to participate in the share price appreciation of the Underlying Security, if any. However, due to the nature of covered call strategies, the Fund's participation may be subject to a cap (as described below). In this strategy, the call options written (sold) by the Fund will generally have 1- month or less expiration dates (the "Call Period") and generally have a strike price that is approximately 0%-15% above the then-current share price of the Underlying Security.

It is important to note that the sale of the Underlying Security call option contracts will limit the Fund's participation in the appreciation in the Underlying Security's stock price. If the stock price of the Underlying Security increases, the above-referenced synthetic long exposure alone would allow the Fund to experience similar percentage gains. However, if the Underlying Security's stock price appreciates beyond the strike price of one or more of the sold (short) call option contracts, the Fund will lose money on those short call positions, and the losses will, in turn, limit the upside return of the Fund's synthetic long exposure. As a result, the Fund's overall strategy (i.e., the combination of the synthetic long exposure to the Underlying Security and the sold (short) the Underlying Security call positions) will limit the Fund's participation in gains in the Underlying Security's stock price beyond a certain point.

Covered Call Spread Strategy

The Adviser will employ the Covered Call Spread Strategy when it believes it is a better strategy for the Fund as compared to the Covered Call Strategy. The Fund may write (sell) credit call spreads (described below) rather than stand-alone call option contracts to seek greater participation in the potential appreciation of its Underlying Security's share price, while still generating net options premiums. The Adviser will primarily employ this covered call spread strategy when it believes that the share price of its Underlying Security is likely to rise significantly in the short term (e.g., following a substantial selloff or overall positive market news). Additionally, the Adviser may use this strategy in other scenarios (e.g., if the market is undervaluing further out-of-the-money options relative to near-the-money options), where it believes the use of credit call spreads may prove more advantageous to the Fund's total return than the covered call strategy.

A credit call spread involves selling a call option while simultaneously buying a call option with a higher strike price, both with the same expiration date. By writing credit call spreads, the Fund can potentially offset losses incurred from its short call positions if the Underlying Security's share price rises above the strike price.

3. U.S. Treasuries

The Fund will hold short-term U.S. Treasury securities as collateral in connection with the Fund's synthetic covered call strategy. The Fund may also invest in pooled vehicles (e.g., mutual funds and ETFs) that invest in U.S Treasuries.

The Fund intends to continuously maintain exposure to the Underlying Security, primarily through the use of options contracts. As the options contracts it holds are exercised or expire it may enter into new options contracts, a practice referred to as “rolling.” The Fund’s practice of rolling options may result in high portfolio turnover.

Fund’s Weekly Distributions

The Fund will seek to provide weekly cash distributions. The Fund will seek to generate such distributions in the following ways:

- Writing (selling) call option contracts on its Underlying Security as described above to generate options premiums. A premium, in this context, refers to the price the option buyer pays to the option seller (the Fund) for the rights granted by the option. The amount of these premiums is largely affected by the fluctuations in the Underlying Security’s stock prices. However, other elements like interest rates can also influence the level of premiums.
- Investing in short-term U.S. Treasury securities. The income generated by these securities will be influenced by interest rates at the time of investment.
- In addition, the Fund’s use of the Covered Call Spread Strategy may occasionally allow it to capture a substantial portion of any significant increase in the price of its Underlying Security. When this happens, the Fund could receive profits exceeding the initial cost of the call options, and the Fund’s distributions may include some of those profits.

Fund’s Return Profile vs its Underlying Security

For the reasons stated above, the Fund’s performance will differ from that of the Underlying Security’s stock price. The performance differences will depend on, among other things, the price of the Underlying Security, changes in the value of the Underlying Security options contracts the Fund holds, and changes in the value of the U.S. Treasuries.

Fund Portfolio

Principal Holdings		
Portfolio Holdings (All derivative instruments are based on the value of the Underlying Security)	Investment Terms	Expected Target Maturity
Purchased call option contracts	<p>“at-the-money” (i.e., the strike price is equal to the then-current share price of the Underlying Security at the time of purchase) to provide indirect exposure to positive price returns of the Underlying Security.</p> <p>If the Underlying Security share price increases, these options will generate corresponding increases to the Fund.</p>	1-month to 6-month expiration dates
Sold put option contracts	<p>“at-the-money” (i.e., the strike price is equal to the then-current share price of the Underlying Security at the time of sale). They are sold to help pay for the purchased call options described above.</p> <p>However, the sold put option contracts provide exposure to the full extent of any share price losses experienced by the Underlying Security.</p>	1-month to 6-month expiration dates
Sold (short) call option contracts (Covered Call Strategy)	<p>The strike price is approximately 0%-15% more than the then-current share price of the Underlying Security at the time of sale.</p> <p>They generate options premiums. However, they also limit some potential positive returns that the Fund may have otherwise experienced from gains in the Underlying Security’s share price.</p>	1-month or less expiration dates
Sold (short) call option contracts (Covered Call Spread Strategy)	<p>The strike price is approximately 0%-15% more than the then-current share price of the Fund’s Underlying Security at the time of sale.</p> <p>Sold call option contracts provide inverse exposure to the full extent of any increases in the value experienced by the Fund’s Underlying Security, minus the premium received.</p>	1-month or less expiration dates
Purchased call option contracts (Covered Call Spread Strategy)	<p>“out-of-the-money” (i.e., the strike price is above the strike price of the corresponding Covered Call Spread Strategy sold call).</p> <p>Bought call option contracts provide exposure to the full extent of any increases in the value experienced by the Fund’s Underlying Security above the option’s strike price.</p>	1-month or less expiration dates
Purchased call option contracts (Deep-in-the-money synthetic long exposure)	<p>“Deep in the money” (i.e., the Underlying Security’s price is well above the strike price on the call option) to provide synthetic long exposure designed to closely track price movements of the Underlying Security. These options are expected to exhibit greater sensitivity to changes in the Underlying Security’s share price than out-of-the-money or at-the-money calls.</p>	1-month to 6-month expiration dates
Swap contracts	<p>The Fund may enter into swap contracts that provide exposure to the Underlying Security’s price movements (and/or total return), generally in exchange for a financing rate and/or other contractual payments. Swap contracts may be used as an alternative or supplement to options positions to obtain exposure to the Underlying Security.</p>	13-month to 60-month terms
Equity securities of the Underlying Security (Direct holdings)	<p>The Fund may purchase and hold shares of the Underlying Security to obtain direct exposure to the Underlying Security’s price movements and any distributions.</p>	NA
U.S. Treasury Securities and Cash	<p>Multiple series of U.S. Treasury Bills supported by the full faith and credit of the U.S. government.</p> <p>These instruments are used as collateral for the Fund’s derivative investments.</p> <p>They will also generate income.</p>	6-month to 2-year maturities

The market value of the cash and treasuries held by the Fund is generally expected to be between 25% and 100% of the Fund's net assets and the market value of the options package is generally expected to be between 0% and 50% of the Fund's net assets (though actual exposures may deviate from these ranges from time to time). In terms of notional value, the combination of these investment instruments provides indirect investment exposure to the Underlying Security equal to at least 95% of the Fund's total assets.

Under normal circumstances, the Fund will invest at least 80% of its net assets, plus borrowings for investment purposes, in securities and financial instruments that provide indirect exposure to XOM.

The Fund is classified as "non-diversified" under the 1940 Act.

There is no guarantee that the Fund's investment strategy will be properly implemented, and an investor may lose some or all of its investment.

Exxon Mobil Corporation ("XOM")

XOM's principal business involves exploration for, and production of, crude oil and natural gas; manufacture, trade, transport and sale of crude oil, natural gas, petroleum products, petrochemicals, and a wide variety of specialty products; and pursuit of lower-emission business opportunities including carbon capture and storage, hydrogen, and lower-emission fuels. XOM is listed on the New York Stock Exchange. Per XOM's most recent Form 10-K filing, the aggregate market value of voting stock held by non-affiliates of XOM, as of the most recent available data at time of drafting this prospectus (June 28, 2024), was approximately \$511 billion.

XOM is registered under the Securities Exchange Act of 1934, as amended (the "Exchange Act"). Information provided to or filed with the SEC by XOM pursuant to the Exchange Act can be located by reference to the SEC file number 1-2256 through the SEC's website at www.sec.gov. In addition, information regarding XOM may be obtained from other sources including, but not limited to, press releases, newspaper articles and other publicly disseminated documents.

This document relates only to the securities offered hereby and does not relate to XOM or other securities of XOM. The Fund has derived all disclosures contained in this document regarding XOM from the publicly available documents. None of the Fund, the Trust, the Adviser, or their respective affiliates has participated in the preparation of such publicly available offering documents or made any due diligence inquiry regarding such documents with respect to XOM. None of the Fund, the Trust, the Adviser, or their respective affiliates makes any representation that such publicly available documents or any other publicly available information regarding XOM is accurate or complete. Furthermore, the Fund cannot give any assurance that all events occurring prior to the date hereof (including events that would affect the accuracy or completeness of the publicly available documents described above) that would affect the trading price of XOM (and therefore the price of the Fund at the time we price the securities) have been publicly disclosed. Subsequent disclosure of any such events or the disclosure of or failure to disclose material future events concerning XOM could affect the value received with respect to the securities and therefore the value of the securities.

None of the Fund, the Trust, the Adviser, or their respective affiliates makes any representation to you as to the performance of XOM.

NONE OF THE FUND, TIDAL TRUST II, OR TIDAL INVESTMENTS LLC IS AFFILIATED, CONNECTED, OR ASSOCIATED WITH XOM. THE FUND WAS NOT DEVELOPED OR CREATED BY, AND IS NOT SPONSORED, ENDORSED, OR APPROVED BY, XOM.

Moreover, XOM has not participated in the development of the Fund's investment strategy. XOM does not select or approve the Fund's portfolio holdings, nor does it participate in the construction, design, or implementation of the Fund. XOM does not provide any assurances, guarantees, or representations regarding the Fund or its performance. Nothing herein shall be construed as an offer of any security by XOM.

None of the Fund, the Trust, the Adviser, or their respective affiliates claim any ownership interest in any trademarks owned by Exxon Mobil Corporation or XOM. All rights in the trademarks are reserved by their respective owners.

Due to the Fund's investment strategy, the Fund's investment exposure is concentrated in (or substantially exposed to) the same industry as that assigned to XOM. As of the date of the Prospectus, XOM is assigned to the oil, gas & consumable fuels industry.

Principal Investment Risks

The principal risks of investing in the Fund are summarized below. As with any investment, there is a risk that you could lose all or a portion of your investment in the Fund. Some or all of these risks may adversely affect the Fund's net asset value ("NAV") per share, trading price, yield, total return, and/or ability to meet its objective. For more information about the risks of investing in the Fund, see the section in the Fund's Prospectus titled "Additional Information About the Funds—Principal Risks of Investing in the Funds."

An investment in the Fund entails risk. The Fund may not achieve its investment objective and there is a risk that you could lose all of your money invested in the Fund. The Fund is not a complete investment program. It is important that investors closely review all of the risks listed below and understand them before making an investment in the Fund.

Each risk summarized below is considered a “principal risk” of investing in the Fund, regardless of the order in which they appear.

XOM Risk. The Fund invests in options contracts and swaps that are based on the value of XOM and may also invest directly in XOM. These investments in options contracts and swaps subject the Fund to certain of the same risks as if it owned shares of XOM, even though it may not; although at times the Fund may also hold shares of XOM directly. By virtue of these investments, the Fund may be subject to the following risks:

Indirect Investment in XOM Risk. XOM is not affiliated with the Trust, the Fund, the Adviser, or their respective affiliates and is not involved with this offering in any way and has no obligation to consider your Shares in taking any corporate actions that might affect the value of Shares. Investors in the Fund will not have voting rights and will not be able to influence management of XOM but will be exposed to the performance of XOM (the underlying stock). Except to the extent the Fund invests directly in XOM, investors in the Fund will not have rights to receive dividends or other distributions or any other rights with respect to the underlying stock but will be subject to declines in the performance of the underlying stock.

XOM Trading Risk. The trading price of XOM may be highly volatile and could continue to be subject to wide fluctuations in response to various factors. The stock market in general, and the market for technology companies in particular, has experienced extreme price and volume fluctuations that have often been unrelated or disproportionate to the operating performance of those companies. In particular, a large proportion of XOM may be traded by short sellers which may put pressure on the supply and demand for the common stock of XOM, further influencing volatility in its market price. Public perception and other factors outside of the control of XOM may additionally impact XOM’s stock price due to XOM garnering a disproportionate degree of public attention, regardless of actual operating performance. In addition, in the past, following periods of volatility in the overall market and the market price of a particular company’s securities, securities class action litigation has often been instituted against companies such as these. Moreover, stockholder litigation like this has been filed against XOM in the past. While XOM continues to defend such actions, any judgment against XOM, or any future stockholder litigation could result in substantial costs and a diversion of the management of XOM’s attention and resources. If XOM trading is halted, trading in Shares of the Fund may be impacted, either temporarily or indefinitely.

XOM Performance Risk. XOM may fail to meet its publicly announced guidelines or other expectations about its business, which could cause the price of XOM to decline. XOM provides guidance regarding its expected financial and business performance, such as projections regarding sales and production, as well as anticipated future revenues, gross margins, profitability and cash flows. Correctly identifying key factors affecting business conditions and predicting future events is inherently an uncertain process, and the guidance XOM provides may not ultimately be accurate and has in the past been inaccurate in certain respects, such as the timing of new product manufacturing ramps. The guidance is based on certain assumptions such as those relating to global and local economic conditions, anticipated production and sales volumes (which generally are not linear throughout a given period), average sales prices, supplier and commodity costs, and planned cost reductions. If XOM’s guidance is not accurate or varies from actual results due to its inability to meet the assumptions or the impact on its financial performance that could occur as a result of various risks and uncertainties, the market value of common stock issued by XOM could decline significantly.

Oil & Gas Industry Risk. The Oil & Gas industry includes companies engaged in oil and gas exploration and production (including integrated oil and gas exploration), oil and gas refining and marketing, oil and gas storage and transportation, and production and mining of coal and consumable fuels. The prices of the securities of companies in the Oil & Gas industry may fluctuate widely due to supply and demand for a specific product or service, the price of oil and gas, exploration and production spending, world events, and economic conditions. Natural disasters and changes in exchange rates and interest rates also may affect companies in the Oil & Gas Industry. In addition, the policies of the Organization of Petroleum Exporting Countries (“OPEC”), changes in relationships among OPEC members and between OPEC and oil-importing nations, the regulatory environment, taxation policies, and the economies of the key energy consuming countries also may affect the prices of the securities in the Oil & Gas industry. Legislative or regulatory changes and increased government supervision also may affect companies in the Oil & Gas industry.

Derivatives Risk. Derivatives are financial instruments that derive value from the underlying reference asset or assets, such as stocks, bonds, or funds (including ETFs), interest rates or indexes. The Fund’s investments in derivatives may pose risks in addition to, and greater than, those associated with directly investing in securities or other ordinary investments, including risk related to the market, imperfect correlation with underlying investments or the Fund’s other portfolio holdings, higher price volatility, lack of availability, counterparty risk, liquidity, valuation and legal restrictions. The use of derivatives is a highly specialized activity that involves investment techniques and risks different from those associated with ordinary portfolio securities transactions. The use of derivatives may result in larger losses or smaller gains than directly investing in securities. When the Fund uses derivatives, there may be an imperfect correlation between the value of XOM and the derivative, which may prevent the Fund from achieving its investment objective. Because derivatives often require only a limited initial investment, the use of derivatives may expose the Fund to losses in excess of those amounts initially invested. In addition, the Fund’s investments in derivatives are subject to the following risks:

Options Contracts. The use of options contracts involves investment strategies and risks different from those associated with ordinary portfolio securities transactions. The prices of options are volatile and are influenced by, among other things, actual and anticipated changes in the value of the underlying instrument, including the anticipated volatility, which are affected by fiscal and monetary policies and by national and international political, changes in the actual or implied volatility or the reference asset, the time remaining until the expiration of the option contract and economic events. For the Fund in particular, the value of the options contracts in which it invests is substantially influenced by the value of XOM. The Fund may experience substantial downside from specific option positions and certain option positions held by the Fund may expire worthless. The options held by the Fund are exercisable at the strike price on their expiration date. As an option approaches its expiration date, its value typically increasingly moves with the value of the underlying instrument. However, prior to such date, the value of an option generally does not increase or decrease at the same rate as the underlying instrument. There may at times be an imperfect correlation between the movement in the values of options contracts and the underlying instrument, and there may at times not be a liquid secondary market for certain options contracts. The value of the options held by the Fund will be determined based on market quotations or other recognized pricing methods. Additionally, as the Fund intends to continuously maintain indirect exposure to XOM through the use of options contracts, as the options contracts it holds are exercised or expire it will enter into new options contracts, a practice referred to as “rolling.” If the expiring options contracts do not generate proceeds enough to cover the cost of entering into new options contracts, the Fund may experience losses.

Swap Agreements Risk. The use of swap transactions is a highly specialized activity, which involves investment techniques and risks different from those associated with ordinary portfolio securities transactions. Whether the Fund will be successful in using swap agreements to achieve its investment goal depends on the ability of the Adviser to structure such swap agreements in accordance with the Fund’s investment objective and to identify counterparties for those swap agreements. If the Adviser is unable to enter into swap agreements that provide leveraged exposure to the Underlying Security, the Fund may not meet its stated investment objective. Additionally, any financing, borrowing or other costs associated with using swap transactions may also have the effect of lowering the Fund’s return.

The swap agreements in which the Fund invests are generally traded in the over-the-counter market, which generally has less transparency than exchange-traded derivatives instruments. In a standard swap transaction, two parties agree to exchange the return (or differentials in rates of return) earned or realized on particular predetermined reference assets or underlying securities or instruments. The gross return to be exchanged or swapped between the parties is calculated based on a notional amount or the return on or change in value of a particular dollar amount invested in a basket of securities.

If the Underlying Security has a dramatic move that causes a material decline in the Fund’s net assets, the terms of a swap agreement between the Fund and its counterparty may permit the counterparty to immediately close out the swap transaction with the Fund. In that event, the Fund may be unable to enter into another swap agreement or invest in other derivatives to achieve exposure consistent with the Fund’s investment objective. This may prevent the Fund from achieving its objective, even if the Underlying Security later reverses all or a portion of its movement.

Counterparty Risk. The Fund is subject to counterparty risk by virtue of its investments in options contracts. Transactions in some types of derivatives, including options, are required to be centrally cleared (“cleared derivatives”). In a transaction involving cleared derivatives, the Fund’s counterparty is a clearing house rather than a bank or broker. Since the Fund is not a member of clearing houses and only members of a clearing house (“clearing members”) can participate directly in the clearing house, the Fund will hold cleared derivatives through accounts at clearing members. In cleared derivatives positions, the Fund will make payments (including margin payments) to and receive payments from a clearing house through their accounts at clearing members. Customer funds held at a clearing organization in connection with any options contracts are held in a commingled omnibus account and are not identified to the name of the clearing member’s individual customers. As a result, assets deposited by the Fund with any clearing member as margin for options may, in certain circumstances, be used to satisfy losses of other clients of the Fund’s clearing member. In addition, although clearing members guarantee performance of their clients’ obligations to the clearing house, there is a risk that the assets of the Fund might not be fully protected in the event of the clearing member’s bankruptcy, as the Fund would be limited to recovering only a pro rata share of all available funds segregated on behalf of the clearing member’s customers for the relevant account class. The Fund is also subject to the risk that a limited number of clearing members are willing to transact on the Fund’s behalf, which heightens the risks associated with a clearing member’s default. This risk is greater for the Fund as it seeks to hold options contracts on a single security, and not a broader range of options contracts, which may limit the number of clearing members that are willing to transact on the Fund’s behalf. If a clearing member defaults the Fund could lose some or all of the benefits of a transaction entered into by the Fund with the clearing member. If the Fund cannot find a clearing member to transact with on the Fund’s behalf, the Fund may be unable to effectively implement its investment strategy.

Price Participation Risk. The Fund employs an investment strategy that includes the sale of call option contracts, which limits the degree to which the Fund will participate in increases in value experienced by XOM over the Call Period. This means that if XOM experiences an increase in value above the strike price of the sold call options during a Call Period, the Fund will likely not experience that increase to the same extent and may significantly underperform XOM over the Call Period. Additionally, because the Fund is limited in the degree to which it will participate in increases in value experienced by XOM over each Call Period, but has full exposure to any decreases in value experienced by XOM over the Call Period, the NAV of the Fund may decrease over any given time period. The Fund's NAV is dependent on the value of each options portfolio, which is based principally upon the performance of XOM. The degree of participation in XOM gains the Fund will experience will depend on prevailing market conditions, especially market volatility, at the time the Fund enters into the sold call option contracts and will vary from Call Period to Call Period. The value of the options contracts is affected by changes in the value and dividend rates of XOM, changes in interest rates, changes in the actual or perceived volatility of XOM and the remaining time to the options' expiration, as well as trading conditions in the options market. As the price of XOM changes and time moves towards the expiration of each Call Period, the value of the options contracts, and therefore the Fund's NAV, will change. However, it is not expected for the Fund's NAV to directly correlate on a day-to-day basis with the returns of XOM. The amount of time remaining until the options contract's expiration date affects the impact of the potential options premiums on the Fund's NAV, which may not be in full effect until the expiration date of the Fund's options contracts. Therefore, while changes in the price of the XOM will result in changes to the Fund's NAV, the Fund generally anticipates that the rate of change in the Fund's NAV will be different than that experienced by XOM.

Equity Market Risk. The prices of equity securities rise and fall daily. These price movements may result from factors affecting individual issuers, industries or the stock market as a whole. In addition, equity markets tend to move in cycles which may cause stock prices to fall over a short and extended periods of time. In a declining stock market, stock prices for all companies may decline, regardless of their long-term prospects.

Distribution Risk. The Fund seeks to provide weekly cash distributions. There is no assurance that the Fund will make a distribution in any given week. If the Fund does make distributions, the amounts of such distributions will likely vary greatly from one distribution to the next. Additionally, the weekly distributions, if any, may consist of returns of capital, which would decrease the Fund's NAV and trading price over time. As a result, an investor may suffer significant losses to their investment. In addition, while the underlying stock may pay dividends, the Fund's returns will not include any dividends paid by the underlying stock (except to the extent the Fund invests directly in XOM), and any income generated by the Fund may be less than the income generated by a direct investment in the underlying stock.

NAV Erosion Risk Due to Distributions. When the Fund makes a distribution, the Fund's NAV will typically drop by the amount of the distribution on the related ex-dividend date. The repeated payment of distributions by the Fund, if any, may significantly erode the Fund's NAV and trading price over time. As a result, an investor may suffer significant losses to their investment.

Call Strategy Risks. The path dependency (i.e., the continued use) of the Fund's call writing strategy will impact the extent that the Fund participates in the positive price returns of XOM and, in turn, the Fund's returns, both during the term of the sold call options and over longer time periods. If, for example, each month the Fund were to sell 7% out-of-the-money call options having a one-month term, the Fund's participation in the positive price returns of XOM will be capped at 7% in any given month. However, over a longer period (e.g., 5 months), the Fund should not be expected to participate fully in the first 35% (i.e., 5 months x 7%) of the positive price returns of XOM, or the Fund may even lose money, even if the XOM share price has appreciated by at least that much over such period, if during any month over that period XOM had a return less than 7%. This example illustrates that both the Fund's participation in the positive price returns of XOM and its returns will depend not only on the price of XOM but also on the path that XOM takes over time.

Additionally, when implementing the Covered Call Spread Strategy, the use of credit call spreads introduces further complexities and risks. While purchasing a higher-strike call option limits potential losses from the short call position, it also reduces the net premium received, which may result in lower overall returns compared to a stand-alone covered call strategy. If the price of the Underlying Security rises rapidly, the call spread may still cap upside participation, leading to missed profit opportunities. Furthermore, market conditions, such as mispricing between near-the-money and further out-of-the-money options, may impact the effectiveness of the strategy, potentially resulting in lower-than-expected returns or increased losses. The relative pricing of options at different strike levels can vary due to volatility shifts, liquidity constraints, or other market dynamics, adding an additional layer of uncertainty to the Fund's performance under this strategy.

ETF Risks.

Authorized Participants, Market Makers, and Liquidity Providers Concentration Risk. The Fund has a limited number of financial institutions that are authorized to purchase and redeem Shares directly from the Fund (known as "Authorized Participants" or "APs"). In addition, there may be a limited number of market makers and/or liquidity providers in the marketplace. To the extent either of the following events occur, Shares may trade at a material discount to NAV and possibly face delisting: (i) APs exit the business or otherwise become unable to process creation and/or redemption orders and no other APs step forward to perform these services; or (ii) market makers and/or liquidity providers exit the business or significantly reduce their business activities and no other entities step forward to perform their functions.

Cash Redemption Risk. The Fund's investment strategy may require it to redeem Shares for cash or to otherwise include cash as part of its redemption proceeds. For example, the Fund may not be able to redeem in-kind certain securities held by the Fund (e.g., derivative instruments). In such a case, the Fund may be required to sell or unwind portfolio investments to obtain the cash needed to distribute redemption proceeds. This may cause the Fund to recognize a capital gain that it might not have recognized if it had made a redemption in-kind. As a result, the Fund may pay out higher annual capital gain distributions than if the in-kind redemption process was used. By paying out higher annual capital gain distributions, investors may be subjected to increased capital gains taxes. Additionally, there may be brokerage costs or taxable gains or losses that may be imposed on the Fund in connection with a cash redemption that may not have occurred if the Fund had made a redemption in-kind. These costs could decrease the value of the Fund to the extent they are not offset by a transaction fee payable by an AP.

Costs of Buying or Selling Shares. Buying or selling Shares involves certain costs, including brokerage commissions, other charges imposed by brokers, and bid-ask spreads. The bid-ask spread represents the difference between the price at which an investor is willing to buy Shares and the price at which an investor is willing to sell Shares. The spread varies over time based on the Shares' trading volume and market liquidity. The spread is generally lower if Shares have more trading volume and market liquidity and higher if Shares have little trading volume and market liquidity. Due to the costs of buying or selling Shares, frequent trading of Shares may reduce investment results and an investment in Shares may not be advisable for investors who anticipate regularly making small investments.

Management Risk. The Fund is subject to management risk because it is an actively managed portfolio. In managing the Fund's investment portfolio, the portfolio managers will apply investment techniques and risk analyses that may not produce the desired result. There can be no guarantee that the Fund will meet its investment objective.

Shares May Trade at Prices Other Than NAV. As with all ETFs, Shares may be bought and sold in the secondary market at market prices. Although it is expected that the market price of Shares will approximate the Fund's NAV, there may be times when the market price of Shares is more than the NAV intra-day (premium) or less than the NAV intra-day (discount) due to supply and demand of Shares or during periods of market volatility. This risk is heightened in times of market volatility, periods of steep market declines, and periods when there is limited trading activity for Shares in the secondary market, in which case such premiums or discounts may be significant.

Trading. Although Shares are listed on a national securities exchange, such as NYSE Arca, Inc. (the "Exchange"), and may be traded on U.S. exchanges other than the Exchange, there can be no assurance that an active trading market for the Shares will develop or be maintained or that the Shares will trade with any volume, or at all, on any stock exchange. This risk may be greater for the Fund as it seeks to have exposure to a single underlying stock as opposed to a more diverse portfolio like a traditional pooled investment. In stressed market conditions, the liquidity of Shares may begin to mirror the liquidity of the Fund's underlying portfolio holdings, which can be significantly less liquid than Shares. Shares trade on the Exchange at a market price that may be below, at or above the Fund's NAV. Trading in Shares on the Exchange may be halted due to market conditions or for reasons that, in the view of the Exchange, make trading in Shares inadvisable. In addition, trading in Shares on the Exchange is subject to trading halts caused by extraordinary market volatility pursuant to the Exchange "circuit breaker" rules. There can be no assurance that the requirements of the Exchange necessary to maintain the listing of the Fund will continue to be met or will remain unchanged. In the event of an unscheduled market close for options contracts that reference a single stock, such as XOM's securities being halted or a market wide closure, settlement prices will be determined by the procedures of the listing exchange of the options contracts. As a result, the Fund could be adversely affected and be unable to implement its investment strategies in the event of an unscheduled closing.

Economic and Market Risk. Economies and financial markets throughout the world are becoming increasingly interconnected, which increases the likelihood that events or conditions in one country or region will adversely impact markets or issuers in other countries or regions. Securities in the Fund's portfolio may underperform in comparison to securities in the general financial markets, a particular financial market, or other asset classes, due to a number of factors, including inflation (or expectations for inflation), deflation (or expectations for deflation), interest rates, global demand for particular products or resources, market instability, financial system instability, debt crises and downgrades, embargoes, tariffs, sanctions and other trade barriers, regulatory events, other governmental trade or market control programs and related geopolitical events. In addition, the value of the Fund's investments may be negatively affected by the occurrence of global events such as war, terrorism, environmental disasters, natural disasters or events, country instability, and infectious disease epidemics or pandemics. The imposition by the U.S. of tariffs on goods imported from foreign countries and reciprocal tariffs levied on U.S. goods by those countries also may lead to volatility and instability in domestic and foreign markets.

High Portfolio Turnover Risk. The Fund may actively and frequently trade all or a significant portion of the Fund's holdings. A high portfolio turnover rate increases transaction costs, which may increase the Fund's expenses. Frequent trading may also cause adverse tax consequences for investors in the Fund due to an increase in short-term capital gains.

Inflation Risk. Inflation risk is the risk that the value of assets or income from investments will be less in the future as inflation decreases the value of money. As inflation increases, the present value of the Fund's assets and distributions, if any, may decline.

Liquidity Risk. Some securities held by the Fund, including options contracts, may be difficult to sell or be illiquid, particularly during times of market turmoil. This risk is greater for the Fund as it will hold options contracts on a single security, and not a broader range of options contracts. Markets for securities or financial instruments could be disrupted by a number of events, including, but not limited to, an economic crisis, natural disasters, epidemics/pandemics, new legislation or regulatory changes inside or outside the United States. Illiquid securities may be difficult to value, especially in changing or volatile markets. If the Fund is forced to sell an illiquid security at an unfavorable time or price, the Fund may be adversely impacted. Certain market conditions or restrictions, such as market rules related to short sales, may prevent the Fund from limiting losses, realizing gains or achieving a high correlation with XOM. There is no assurance that a security that is deemed liquid when purchased will continue to be liquid. Market illiquidity may cause losses for the Fund.

Money Market Instrument Risk. The Fund may use a variety of money market instruments for cash management purposes, including money market funds, depository accounts and repurchase agreements. Repurchase agreements are contracts in which a seller of securities agrees to buy the securities back at a specified time and price. Repurchase agreements may be subject to market and credit risk related to the collateral securing the repurchase agreement. Money market instruments, including money market funds, may lose money through fees or other means.

Non-Diversification Risk. Because the Fund is “non-diversified,” it may invest a greater percentage of its assets in the securities of a single issuer or a smaller number of issuers than if it was a diversified fund. As a result, a decline in the value of an investment in a single issuer or a smaller number of issuers could cause the Fund’s overall value to decline to a greater degree than if the Fund held a more diversified portfolio. This may increase the Fund’s volatility and cause the performance of a relatively smaller number of issuers to have a greater impact on the Fund’s performance.

Operational Risk. The Fund is subject to risks arising from various operational factors, including, but not limited to, human error, processing and communication errors, errors of the Fund’s service providers, counterparties or other third-parties, failed or inadequate processes and technology or systems failures. The Fund relies on third-parties for a range of services, including custody. Any delay or failure relating to engaging or maintaining such service providers may affect the Fund’s ability to meet its investment objective. Although the Fund, and Adviser seek to reduce these operational risks through controls and procedures, there is no way to completely protect against such risks.

Single Issuer Risk. Issuer-specific attributes may cause an investment in the Fund to be more volatile than a traditional pooled investment which diversifies risk or the market generally. The value of the Fund, which focuses on an individual security (XOM), may be more volatile than a traditional pooled investment or the market as a whole and may perform differently from the value of a traditional pooled investment or the market as a whole.

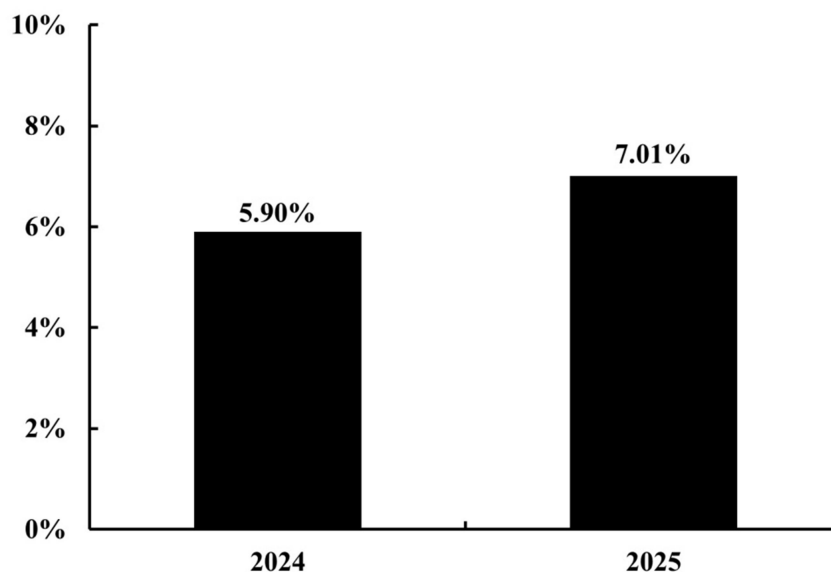
Tax Risk. The Fund intends to elect and to qualify each year to be treated as a regulated investment company (“RIC”) under Subchapter M of the Internal Revenue Code of 1986, as amended (“Code”). As a RIC, the Fund will not be subject to U.S. federal income tax on the portion of its net investment income and net capital gain that it distributes to Shareholders, provided that it satisfies certain requirements of the Code. If the Fund does not qualify as a RIC for any taxable year and certain relief provisions are not available, the Fund’s taxable income will be subject to tax at the Fund level and to a further tax at the shareholder level when such income is distributed. To comply with the asset diversification test applicable to a RIC, the Fund will attempt to ensure that the value of options it holds is never 25% of the total value of Fund assets at the close of any quarter. If the Fund’s investments in options were to exceed 25% of the Fund’s total assets at the end of a tax quarter, the Fund, generally, has a grace period to cure such lack of compliance. If the Fund fails to timely cure, it may no longer be eligible to be treated as a RIC.

U.S. Government and U.S. Agency Obligations Risk. The Fund may invest in securities issued by the U.S. government or its agencies or instrumentalities. U.S. Government obligations include securities issued or guaranteed as to principal and interest by the U.S. Government, its agencies or instrumentalities, such as the U.S. Treasury. Payment of principal and interest on U.S. Government obligations may be backed by the full faith and credit of the United States or may be backed solely by the issuing or guaranteeing agency or instrumentality itself. In the latter case, the investor must look principally to the agency or instrumentality issuing or guaranteeing the obligation for ultimate repayment, which agency or instrumentality may be privately owned. There can be no assurance that the U.S. Government would provide financial support to its agencies or instrumentalities (including government-sponsored enterprises) where it is not obligated to do so.

Performance

The following performance information provides some indication of the risks of investing in the Fund by showing changes in the Fund’s performance over time. The following bar chart shows the Fund’s annual returns. The table illustrates how the Fund’s average annual returns for the 1-year and since inception periods compare with those of a broad measure of market performance. Although past performance of the Fund is no guarantee of how it will perform in the future, historical performance may give you some indication of the risks of investing in the Fund. Updated performance information is available on the Fund’s website at www.yieldmaxetfs.com.

Calendar Year Ended December 31,



During the period of time shown in the bar chart, the Fund’s highest quarterly return was 10.55% for the quarter ended March 31, 2024 and the lowest quarterly return was -9.62% for the quarter ended June 30, 2025.

Average Annual Total Returns

For the Periods Ended December 31, 2025

	1 Year	Since Inception August 30, 2023
Return Before Taxes	7.01%	1.53%
Return After Taxes on Distributions	7.01%	-1.37%
Return After Taxes on Distributions and Sale of Fund Shares	4.15%	-0.09%
S&P 500® Total Return Index (reflects no deduction for fees, expenses, or taxes) ⁽¹⁾	17.88%	21.14%

⁽¹⁾ The S&P 500® Total Return Index is a free-float market capitalization-weighted index of 500 of the largest U.S. companies. The index is calculated on a total return basis with dividends reinvested.

After-tax returns are calculated using the historical highest individual federal marginal income tax rates during the period covered by the table above and do not reflect the impact of state and local taxes. Actual after-tax returns depend on an investor’s tax situation and may differ from those shown. After-tax returns shown are not relevant to investors who hold their Shares through tax-deferred or other tax-advantaged arrangements such as an individual retirement account (“IRA”).

Management

Investment Adviser: Tidal Investments LLC (the “Adviser”) serves as investment adviser to the Fund.

Portfolio Managers:

The following individuals are jointly and primarily responsible for the day-to-day management of the Fund.

Jay Pestrighelli, Portfolio Manager for the Adviser, has been a portfolio manager of the Fund since its inception in 2023.

Scott Snyder, Portfolio Manager for the Adviser, has been a portfolio manager of the Fund since February of 2026.

Matt Brandt, Portfolio Manager for the Adviser, has been a portfolio manager of the Fund since February of 2026.

Purchase and Sale of Shares

The Fund issues and redeems Shares at NAV only in large blocks known as “Creation Units,” which only Authorized Participants (APs) (typically, broker-dealers) may purchase or redeem. The Fund generally issues and redeems Creation Units in exchange for a portfolio of securities (the “Deposit Securities”) and/or a designated amount of U.S. cash.

Shares are listed on the Exchange, and individual Shares may only be bought and sold in the secondary market through brokers at market prices, rather than NAV. Because Shares trade at market prices rather than NAV, Shares may trade at a price greater than NAV (premium) or less than NAV (discount).

An investor may incur costs attributable to the difference between the highest price a buyer is willing to pay to purchase Shares (the “bid” price) and the lowest price a seller is willing to accept for Shares (the “ask” price) when buying or selling Shares in the secondary market. This difference in bid and ask prices is often referred to as the “bid-ask spread.”

Information regarding the Fund’s NAV, market price, how often Shares traded on the Exchange at a premium or discount, and the median bid-ask spreads can be found on the Fund’s website at www.yieldmaxetfs.com.

Tax Information

Fund distributions are generally taxable as ordinary income, qualified dividend income, or capital gains (or a combination), unless an investment is in an individual retirement account (“IRA”) or other tax-advantaged account. Distributions on investments made through tax-deferred arrangements may be taxed later upon withdrawal of assets from those accounts.

Financial Intermediary Compensation

If you purchase Shares through a broker-dealer or other financial intermediary (such as a bank) (an “Intermediary”), the Adviser or its affiliates may pay Intermediaries for certain activities related to the Fund, including participation in activities that are designed to make Intermediaries more knowledgeable about exchange-traded products, including the Fund, or for other activities, such as marketing, educational training, or other initiatives related to the sale or promotion of Shares. These payments may create a conflict of interest by influencing the Intermediary and your salesperson to recommend the Fund over another investment. Any such arrangements do not result in increased Fund expenses. Ask your salesperson or visit the Intermediary’s website for more information.

YieldMax[®] ZM Option Income Strategy ETF - FUND SUMMARY

Investment Objective

The Fund's primary investment objective is to seek current income. The Fund's secondary investment objective is to seek exposure to the share price of the common stock of Zoom Communications, Inc. ("ZM" or "Underlying Security"), subject to a limit on potential investment gains.

Fees and Expenses of the Fund

This table describes the fees and expenses that you may pay if you buy, hold, and sell shares of the Fund ("Shares"). **You may pay other fees, such as brokerage commissions and other fees to financial intermediaries, which are not reflected in the table and Example below.**

Annual Fund Operating Expenses⁽¹⁾ (expenses that you pay each year as a percentage of the value of your investment)

Management Fee	0.99%
Distribution and Service (12b-1) Fees	None
Other Expenses ⁽²⁾	0.00%
Total Annual Fund Operating Expenses	0.99%

⁽¹⁾ The Fund's investment adviser, Tidal Investments LLC (the "Adviser"), a Tidal Financial Group company, will pay, or require a sub-adviser to pay, all expenses incurred by the Fund (except for advisory fees and sub-advisory fees, as the case may be) excluding interest charges on any borrowings made for investment purposes, dividends and other expenses on securities sold short, taxes, brokerage commissions and other expenses incurred in placing orders for the purchase and sale of securities and other investment instruments, acquired fund fees and expenses, accrued deferred tax liability, distribution fees and expenses paid by the Fund under any distribution plan adopted pursuant to Rule 12b-1 under the Investment Company Act of 1940, as amended (the "1940 Act"), and litigation expenses and other non-routine or extraordinary expenses.

⁽²⁾ Based on estimated amounts for the current fiscal year.

Expense Example

This Example is intended to help you compare the cost of investing in the Fund with the cost of investing in other funds. The Example assumes that you invest \$10,000 in the Fund for the time periods indicated and then redeem or hold all of your Shares at the end of those periods. The Example also assumes that your investment has a 5% return each year and that the Fund's operating expenses remain the same. The Example does not take into account brokerage commissions that you may pay on your purchases and sales of Shares. Although your actual costs may be higher or lower, based on these assumptions your costs would be:

1 Year	3 Years
\$101	\$315

Portfolio Turnover

The Fund pays transaction costs, such as commissions, when it buys and sells securities (or "turns over" its portfolio). A higher portfolio turnover rate may indicate higher transaction costs and may result in higher taxes when Shares are held in a taxable account. These costs, which are not reflected in total annual fund operating expenses or in the expense example above, affect the Fund's performance. Because the Fund has not commenced operations as of the date of this Prospectus, portfolio turnover information is not yet available.

Principal Investment Strategies

The Fund is an actively managed exchange-traded fund ("ETF") that seeks current income while providing exposure to the share price (*i.e.*, the price returns) of the Underlying Security, subject to participation in a portion of potential investment gains. The Fund will employ its investment strategy as it relates to the Underlying Security regardless of whether there are periods of adverse market, economic, or other conditions and will not take temporary defensive positions during such periods. As further described below, the Fund uses either a synthetic covered call strategy or a synthetic covered call spread strategy to seek to generate options premiums and provide indirect exposure to the share price returns of the Underlying Security, subject to participation in a portion of potential investment gains as a result of the nature of the options strategy it employs. That is, the Fund not only seeks to generate options premiums but also aims to derive gains when the value of the Underlying Security increases. The Fund's options contracts provide:

- indirect exposure to the share price returns of the Underlying Security,
- option premiums, and
- participation in a portion of gains, if any, of the share price returns of the Underlying Security.

For more information, see sections “The Fund’s Use of Underlying Security Option Contracts” and “Synthetic Covered Call Strategy” below.

Why invest in the Fund?

- The Fund seeks to generate weekly cash distributions, which is not dependent on the price appreciation of the Underlying Security.
- The Fund seeks to participate in a portion of the gains experienced by the Underlying Security.

That is, although the Fund may not fully participate in gains in the Underlying Security’s stock price, the Fund’s portfolio is designed to generate options premiums.

An Investment in the Fund is not an investment in the Underlying Security.

- **The Fund’s strategy will capture only a portion of its potential gains if the Underlying Security’s stock price increase in value.**
- **The Fund’s strategy is subject to all potential losses if the Underlying Security’s stock price decrease in value, which may not be offset by the options premiums received by the Fund.**
- The Fund may from time to time invest directly in the Underlying Security.
- Fund shareholders are not entitled to any Underlying Security dividends, except to the extent the Fund invests directly in the Underlying Security.

While the Fund seeks to provide current income pursuant to its investment objective, a portion (sometimes significant) of the Fund’s distributions may be classified as return of capital (“ROC”) for financial or tax reporting purposes. Generally speaking, ROC refers to the portion of a distribution from an investment that represents a return of the original investment (principal) rather than income or profit. Accordingly, such distributions do not necessarily reflect the Fund’s income or yield. See the prospectus section titled “Additional Information About the Funds” for more information about option premiums and ROC.

Additional information regarding the Underlying Security is also set forth below.

The Fund’s Use of Underlying Security Option Contracts

As part of the Fund’s synthetic covered call strategy and synthetic covered call spread strategy, the Fund will purchase and sell a combination of standardized exchange-traded and FLEXible EXchange® (“FLEX”) call and put option contracts that are based on the value of the price returns of the Underlying Security.

- In general, an option contract gives the purchaser of the option contract the right to purchase (for a call option) or sell (for a put option) the underlying asset (like shares of the Underlying Security) at a specified price (the “strike price”).
- If exercised, an option contract obligates the seller to deliver shares (for a sold or “short” call) or buy shares (for a sold or “short” put) of the underlying asset at a specified price (the “strike price”).
- Options contracts must be exercised or traded to close within a specified time frame, or they expire. See the chart in section “Fund Portfolio” below for a description of the option contracts utilized by the Fund.

Standardized exchange-traded options include standardized terms. FLEX options are also exchange-traded, but they allow for customizable terms (e.g., the strike price can be negotiated). For more information on FLEX options, see “Additional Information about the Funds – Exchange Traded Options Portfolio.”

The Fund’s options contracts are based on the value of the Underlying Security, which gives the Fund the right or obligation to receive or deliver shares of the Underlying Security on the expiration date of the applicable option contract in exchange for the stated strike price, depending on whether the option contract is a call option or a put option, and whether the Fund purchases or sells the option contract.

Covered Call Strategy

In seeking to achieve its investment objective, the Fund may implement a “*synthetic* covered call” and, to a lesser extent, a “*traditional* covered call” strategy using the standardized exchange-traded and FLEX options described above.

- A *traditional* covered call strategy is an investment strategy where an investor (the Fund) sells a call option on an underlying security it owns.
- A *synthetic* covered call strategy is similar to a traditional covered call strategy in that the investor sells a call option that is based on the value of the underlying security. However, in a synthetic covered call strategy, the investor (the Fund) does not own the underlying security, but rather seeks to *synthetically* replicate 100% of the price movements of the underlying security through the use of various investment instruments.

The Fund's covered call strategies consists of the following three elements, each of which is described in greater detail farther below:

- Direct or synthetic long exposure to the Underlying Security, which allows the Fund to seek to participate in the changes, up or down, in the price of shares of the Underlying Security.
- Covered call writing (where the Underlying Security's call options are sold against the synthetic long portion of the strategy), which allows the Fund to generate options premiums.
- U.S. Treasuries, which are used for collateral for the options, and which generate income.

1. Long Exposure (Synthetic or Direct)

Synthetic Long Exposure: To achieve a synthetic long exposure to the Underlying Security, the Fund will buy the Underlying Security's call options and, simultaneously, sell the Underlying Security's put options to try to replicate the price movements of the Underlying Security. The call options purchased by the Fund and the put options sold by the Fund will generally have one-month to six-month terms and strike prices that are approximately equal to the then-current share price of the Underlying Security at the time the contracts are purchased and sold, respectively. The combination of the long call options and sold put options provides the Fund with indirect investment exposure equal to approximately 100% of the Underlying Security for the duration of the applicable options exposure.

In addition, the Fund may use other instruments and transactions to gain synthetic exposure to the Underlying Security. For example, the Fund may enter into swap contracts that provide exposure to the Underlying Security. The Fund also may utilize additional options strategies, including purchasing call options that are "deep in the money" (i.e., the Underlying Security's price is well above the strike price on the call option).

Direct Long Exposure: The Fund may directly hold equity securities of the Underlying Security.

2. Covered Call Strategies

Covered Call Strategy

As part of its strategy, the Fund will write (sell) call option contracts on the Underlying Security to generate options premiums. These written call options will generally be sold short (i.e., selling a position it does not currently own). The Fund will seek to participate in the share price appreciation of the Underlying Security, if any. However, due to the nature of covered call strategies, the Fund's participation may be subject to a cap (as described below). In this strategy, the call options written (sold) by the Fund will generally have 1- month or less expiration dates (the "Call Period") and generally have a strike price that is approximately 0%-15% above the then-current share price of the Underlying Security.

It is important to note that the sale of the Underlying Security call option contracts will limit the Fund's participation in the appreciation in the Underlying Security's stock price. If the stock price of the Underlying Security increases, the above-referenced synthetic long exposure alone would allow the Fund to experience similar percentage gains. However, if the Underlying Security's stock price appreciates beyond the strike price of one or more of the sold (short) call option contracts, the Fund will lose money on those short call positions, and the losses will, in turn, limit the upside return of the Fund's synthetic long exposure. As a result, the Fund's overall strategy (i.e., the combination of the synthetic long exposure to the Underlying Security and the sold (short) the Underlying Security call positions) will limit the Fund's participation in gains in the Underlying Security's stock price beyond a certain point.

Covered Call Spread Strategy

The Adviser will employ the Covered Call Spread Strategy when it believes it is a better strategy for the Fund as compared to the Covered Call Strategy. The Fund may write (sell) credit call spreads (described below) rather than stand-alone call option contracts to seek greater participation in the potential appreciation of its Underlying Security's share price, while still generating net options premiums. The Adviser will primarily employ this covered call spread strategy when it believes that the share price of its Underlying Security is likely to rise significantly in the short term (e.g., following a substantial selloff or overall positive market news). Additionally, the Adviser may use this strategy in other scenarios (e.g., if the market is undervaluing further out-of-the-money options relative to near-the-money options), where it believes the use of credit call spreads may prove more advantageous to the Fund's total return than the covered call strategy.

A credit call spread involves selling a call option while simultaneously buying a call option with a higher strike price, both with the same expiration date. By writing credit call spreads, the Fund can potentially offset losses incurred from its short call positions if the Underlying Security's share price rises above the strike price.

3. U.S. Treasuries

The Fund will hold short-term U.S. Treasury securities as collateral in connection with the Fund's synthetic covered call strategy. The Fund may also invest in pooled vehicles (e.g., mutual funds and ETFs) that invest in U.S Treasuries.

The Fund intends to continuously maintain exposure to the Underlying Security, primarily through the use of options contracts. As the options contracts it holds are exercised or expire it may enter into new options contracts, a practice referred to as “rolling.” The Fund’s practice of rolling options may result in high portfolio turnover.

Fund’s Weekly Distributions

The Fund will seek to provide weekly cash distributions. The Fund will seek to generate such distributions in the following ways:

- Writing (selling) call option contracts on its Underlying Security as described above to generate options premiums. A premium, in this context, refers to the price the option buyer pays to the option seller (the Fund) for the rights granted by the option. The amount of these premiums is largely affected by the fluctuations in the Underlying Security’s stock prices. However, other elements like interest rates can also influence the level of premiums.
- Investing in short-term U.S. Treasury securities. The income generated by these securities will be influenced by interest rates at the time of investment.
- In addition, the Fund’s use of the Covered Call Spread Strategy may occasionally allow it to capture a substantial portion of any significant increase in the price of its Underlying Security. When this happens, the Fund could receive profits exceeding the initial cost of the call options, and the Fund’s distributions may include some of those profits.

Fund’s Return Profile vs its Underlying Security

For the reasons stated above, the Fund’s performance will differ from that of the Underlying Security’s stock price. The performance differences will depend on, among other things, the price of the Underlying Security, changes in the value of the Underlying Security options contracts the Fund holds, and changes in the value of the U.S. Treasuries.

Fund Portfolio

Principal Holdings		
Portfolio Holdings (All derivative instruments are based on the value of the Underlying Security)	Investment Terms	Expected Target Maturity
Purchased call option contracts	<p>“at-the-money” (<i>i.e.</i>, the strike price is equal to the then-current share price of the Underlying Security at the time of purchase) to provide indirect exposure to positive price returns of the Underlying Security.</p> <p>If the Underlying Security share price increases, these options will generate corresponding increases to the Fund.</p>	1-month to 6-month expiration dates
Sold put option contracts	<p>“at-the-money” (<i>i.e.</i>, the strike price is equal to the then-current share price of the Underlying Security at the time of sale). They are sold to help pay for the purchased call options described above.</p> <p>However, the sold put option contracts provide exposure to the full extent of any share price losses experienced by the Underlying Security.</p>	1-month to 6-month expiration dates
Sold (short) call option contracts (<i>Covered Call Strategy</i>)	<p>The strike price is approximately 0%-15% more than the then-current share price of the Underlying Security at the time of sale.</p> <p>They generate options premiums. However, they also limit some potential positive returns that the Fund may have otherwise experienced from gains in the Underlying Security’s share price.</p>	1-month or less expiration dates
Sold (short) call option contracts (<i>Covered Call Spread Strategy</i>)	<p>The strike price is approximately 0%-15% more than the then-current share price of the Fund’s Underlying Security at the time of sale.</p> <p>Sold call option contracts provide inverse exposure to the full extent of any increases in the value experienced by the Fund’s Underlying Security, minus the premium received.</p>	1-month or less expiration dates
Purchased call option contracts (<i>Covered Call Spread Strategy</i>)	<p>“out-of-the-money” (<i>i.e.</i>, the strike price is above the strike price of the corresponding Covered Call Spread Strategy sold call).</p> <p>Bought call option contracts provide exposure to the full extent of any increases in the value experienced by the Fund’s Underlying Security above the option’s strike price.</p>	1-month or less expiration dates
Purchased call option contracts (<i>Deep-in-the-money synthetic long exposure</i>)	<p>“Deep in the money” (<i>i.e.</i>, the Underlying Security’s price is well above the strike price on the call option) to provide synthetic long exposure designed to closely track price movements of the Underlying Security. These options are expected to exhibit greater sensitivity to changes in the Underlying Security’s share price than out-of-the-money or at-the-money calls.</p>	1-month to 6-month expiration dates
Swap contracts	<p>The Fund may enter into swap contracts that provide exposure to the Underlying Security’s price movements (and/or total return), generally in exchange for a financing rate and/or other contractual payments. Swap contracts may be used as an alternative or supplement to options positions to obtain exposure to the Underlying Security.</p>	13-month to 60-month terms
Equity securities of the Underlying Security (<i>Direct holdings</i>)	<p>The Fund may purchase and hold shares of the Underlying Security to obtain direct exposure to the Underlying Security’s price movements and any distributions.</p>	NA
U.S Treasury Securities and Cash	<p>Multiple series of U.S. Treasury Bills supported by the full faith and credit of the U.S. government.</p> <p>These instruments are used as collateral for the Fund’s derivative investments.</p> <p>They will also generate income.</p>	6-month to 2-year maturities

The market value of the cash and treasuries held by the Fund is generally expected to be between 25% and 100% of the Fund's net assets and the market value of the options package is generally expected to be between 0% and 50% of the Fund's net assets (though actual exposures may deviate from these ranges from time to time). In terms of notional value, the combination of these investment instruments provides indirect investment exposure to the Underlying Security equal to at least 95% of the Fund's total assets.

Under normal circumstances, the Fund will invest at least 80% of its net assets, plus borrowings for investment purposes, in securities and financial instruments that provide indirect exposure to ZM.

The Fund is classified as "non-diversified" under the 1940 Act.

There is no guarantee that the Fund's investment strategy will be properly implemented, and an investor may lose some or all of its investment.

Zoom Communications, Inc. ("ZM")

ZM provides a global video communications platform. ZM is listed on The NASDAQ Global Select Market. Per ZM's most recent Form 10-K filing, the aggregate market value of ZM's Class A common stock, as of the most recent available data at time of drafting this prospectus (July 31, 2024), held by its non-affiliates, was approximately \$15.8 billion .

ZM is registered under the Securities Exchange Act of 1934, as amended (the "Exchange Act"). Information provided to or filed with the SEC by ZM pursuant to the Exchange Act can be located by reference to the SEC file number 001-38865 through the SEC's website at www.sec.gov. In addition, information regarding ZM may be obtained from other sources including, but not limited to, press releases, newspaper articles and other publicly disseminated documents.

This document relates only to the securities offered hereby and does not relate to ZM or other securities of ZM. The Fund has derived all disclosures contained in this document regarding ZM from publicly available documents. None of the Fund, the Trust, the Adviser, or their respective affiliates has participated in the preparation of such publicly available offering documents or made any due diligence inquiry regarding such documents with respect to ZM. None of the Fund, the Trust, the Adviser, or their respective affiliates makes any representation that such publicly available documents or any other publicly available information regarding ZM is accurate or complete. Furthermore, the Fund cannot give any assurance that all events occurring prior to the date hereof (including events that would affect the accuracy or completeness of the publicly available documents described above) that would affect the trading price of ZM (and therefore the price of the Fund at the time we price the securities) have been publicly disclosed. Subsequent disclosure of any such events or the disclosure of or failure to disclose material future events concerning ZM could affect the value received with respect to the securities and therefore the value of the securities.

None of the Fund, the Trust, the Adviser, or their respective affiliates makes any representation to you as to the performance of ZM.

NONE OF THE FUND, TIDAL TRUST II, OR TIDAL INVESTMENTS LLC IS AFFILIATED, CONNECTED, OR ASSOCIATED WITH ZM. THE FUND WAS NOT DEVELOPED OR CREATED BY, AND IS NOT SPONSORED, ENDORSED, OR APPROVED BY, ZM.

Moreover, ZM has not participated in the development of the Fund's investment strategy. ZM does not select or approve the Fund's portfolio holdings, nor does it participate in the construction, design, or implementation of the Fund. ZM does not provide any assurances, guarantees, or representations regarding the Fund or its performance. Nothing herein shall be construed as an offer of any security by ZM.

None of the Fund, the Trust, the Adviser, or their respective affiliates claim any ownership interest in any trademarks owned by Zoom Communications, Inc. or ZM. All rights in the trademarks are reserved by their respective owners.

Due to the Fund's investment strategy, the Fund's investment exposure is concentrated in (or substantially exposed to) the same industry as that assigned to ZM. As of the date of the Prospectus, ZM is assigned to the software industry.

Principal Investment Risks

The principal risks of investing in the Fund are summarized below. As with any investment, there is a risk that you could lose all or a portion of your investment in the Fund. Some or all of these risks may adversely affect the Fund's net asset value ("NAV") per share, trading price, yield, total return, and/or ability to meet its objective. For more information about the risks of investing in the Fund, see the section in the Fund's Prospectus titled "Additional Information About the Funds—Principal Risks of Investing in the Funds."

An investment in the Fund entails risk. The Fund may not achieve its investment objective and there is a risk that you could lose all of your money invested in the Fund. The Fund is not a complete investment program. It is important that investors closely review all of the risks listed below and understand them before making an investment in the Fund.

Each risk summarized below is considered a "principal risk" of investing in the Fund, regardless of the order in which they appear.

ZM Risk. The Fund invests in options contracts and swaps that are based on the value of ZM and may also invest directly in ZM. These investments in options contracts and swaps subject the Fund to certain of the same risks as if it owned shares of ZM, even though it may not; although at times the Fund may also hold shares of ZM directly. By virtue of these investments, the Fund may be subject to the following risks:

Indirect Investment in ZM Risk. ZM is not affiliated with the Trust, the Fund, the Adviser, or their respective affiliates and is not involved with this offering in any way and has no obligation to consider your Shares in taking any corporate actions that might affect the value of Shares. Investors in the Fund will not have voting rights and will not be able to influence the management of ZM but will be exposed to the performance of ZM (the underlying stock). Except to the extent the Fund invests directly in ZM, investors in the Fund will not have rights to receive dividends or other distributions or any other rights with respect to the underlying stock but will be subject to declines in the performance of the underlying stock.

ZM Trading Risk. The trading price of ZM may be highly volatile and could continue to be subject to wide fluctuations in response to various factors. The stock market in general, and the market for technology companies in particular, has experienced extreme price and volume fluctuations that have often been unrelated or disproportionate to the operating performance of those companies. In particular, a large proportion of ZM may be traded by short sellers which may put pressure on the supply and demand for the common stock of ZM, further influencing volatility in its market price. Public perception and other factors outside of the control of ZM may additionally impact ZM's stock price due to ZM garnering a disproportionate degree of public attention, regardless of actual operating performance. In addition, in the past, following periods of volatility in the overall market and the market price of a particular company's securities, securities class action litigation has often been instituted against companies such as these. Moreover, stockholder litigation like this has been filed against ZM in the past. While ZM continues to defend such actions, any judgment against ZM, or any future stockholder litigation could result in substantial costs and a diversion of the management of ZM's attention and resources. If ZM trading is halted, trading in Shares of the Fund may be impacted, either temporarily or indefinitely.

ZM Performance Risk. ZM may fail to meet its publicly announced guidelines or other expectations about its business, which could cause the price of ZM to decline. ZM provides guidance regarding its expected financial and business performance, such as projections regarding sales and production, as well as anticipated future revenues, gross margins, profitability and cash flows. Correctly identifying key factors affecting business conditions and predicting future events is inherently an uncertain process, and the guidance ZM provides may not ultimately be accurate and has in the past been inaccurate in certain respects, such as the timing of new product manufacturing ramps. The guidance is based on certain assumptions such as those relating to global and local economic conditions, anticipated production and sales volumes (which generally are not linear throughout a given period), average sales prices, supplier and commodity costs, and planned cost reductions. If ZM's guidance is not accurate or varies from actual results due to its inability to meet the assumptions or the impact on its financial performance that could occur as a result of various risks and uncertainties, the market value of common stock issued by ZM could decline significantly.

Software Industry Risk. The software industry can be significantly affected by intense competition, aggressive pricing, technological innovations, and product obsolescence. Companies in the software industry are subject to significant competitive pressures, such as aggressive pricing, new market entrants, competition for market share, short product cycles due to an accelerated rate of technological developments and the potential for limited earnings and/or falling profit margins. These companies also face the risks that new services, equipment or technologies will not be accepted by consumers and businesses or will become rapidly obsolete. These factors can affect the profitability of these companies and, as a result, the value of their securities. Also, patent protection is integral to the success of many companies in this industry, and profitability can be affected materially by, among other things, the cost of obtaining (or failing to obtain) patent approvals, the cost of litigating patent infringement and the loss of patent protection for products (which significantly increases pricing pressures and can materially reduce profitability with respect to such products). In addition, many software companies have limited operating histories. Prices of these companies' securities historically have been more volatile than other securities, especially over the short term.

Communication Technologies Risk. The market for communication and collaboration technologies platforms is competitive and rapidly changing and includes companies ranging from new market entrants to hyperscalers that provide technologies to improve communication and collaboration technologies platforms either as bundled solutions or standalone products. If the communications and collaboration technologies market fails to grow, or grows more slowly than expected, demand for ZM's platform could be negatively affected.

Derivatives Risk. Derivatives are financial instruments that derive value from the underlying reference asset or assets, such as stocks, bonds, or funds (including ETFs), interest rates or indexes. The Fund's investments in derivatives may pose risks in addition to, and greater than, those associated with directly investing in securities or other ordinary investments, including risk related to the market, imperfect correlation with underlying investments or the Fund's other portfolio holdings, higher price volatility, lack of availability, counterparty risk, liquidity, valuation and legal restrictions. The use of derivatives is a highly specialized activity that involves investment techniques and risks different from those associated with ordinary portfolio securities transactions. The use of derivatives may result in larger losses or smaller gains than directly investing in securities. When the Fund uses derivatives, there may be an imperfect correlation between the value of ZM and the derivative, which may prevent the Fund from achieving its investment objective. Because derivatives often require only a limited initial investment, the use of derivatives may expose the Fund to losses in excess of those amounts initially invested. In addition, the Fund's investments in derivatives are subject to the following risks:

Options Contracts. The use of options contracts involves investment strategies and risks different from those associated with ordinary portfolio securities transactions. The prices of options are volatile and are influenced by, among other things, actual and anticipated changes in the value of the underlying instrument, including the anticipated volatility, which are affected by fiscal and monetary policies and by national and international political, changes in the actual or implied volatility of the reference asset, the time remaining until the expiration of the option contract and economic events. For the Fund in particular, the value of the options contracts in which it invests is substantially influenced by the value of ZM. The Fund may experience substantial downside from specific option positions and certain option positions held by the Fund may expire worthless. The options held by the Fund are exercisable at the strike price on their expiration date. As an option approaches its expiration date, its value typically increasingly moves with the value of the underlying instrument. However, prior to such date, the value of an option generally does not increase or decrease at the same rate as the underlying instrument. There may at times be an imperfect correlation between the movement in the values of options contracts and the underlying instrument, and there may at times not be a liquid secondary market for certain options contracts. The value of the options held by the Fund will be determined based on market quotations or other recognized pricing methods. Additionally, as the Fund intends to continuously maintain indirect exposure to ZM through the use of options contracts, as the options contracts it holds are exercised or expire it will enter into new options contracts, a practice referred to as "rolling." If the expiring options contracts do not generate proceeds enough to cover the cost of entering into new options contracts, the Fund may experience losses.

Swap Agreements Risk. The use of swap transactions is a highly specialized activity, which involves investment techniques and risks different from those associated with ordinary portfolio securities transactions. Whether the Fund will be successful in using swap agreements to achieve its investment goal depends on the ability of the Adviser to structure such swap agreements in accordance with the Fund's investment objective and to identify counterparties for those swap agreements. If the Adviser is unable to enter into swap agreements that provide leveraged exposure to the Underlying Security, the Fund may not meet its stated investment objective. Additionally, any financing, borrowing or other costs associated with using swap transactions may also have the effect of lowering the Fund's return.

The swap agreements in which the Fund invests are generally traded in the over-the-counter market, which generally has less transparency than exchange-traded derivatives instruments. In a standard swap transaction, two parties agree to exchange the return (or differentials in rates of return) earned or realized on particular predetermined reference assets or underlying securities or instruments. The gross return to be exchanged or swapped between the parties is calculated based on a notional amount or the return on or change in value of a particular dollar amount invested in a basket of securities.

If the Underlying Security has a dramatic move that causes a material decline in the Fund's net assets, the terms of a swap agreement between the Fund and its counterparty may permit the counterparty to immediately close out the swap transaction with the Fund. In that event, the Fund may be unable to enter into another swap agreement or invest in other derivatives to achieve exposure consistent with the Fund's investment objective. This may prevent the Fund from achieving its objective, even if the Underlying Security later reverses all or a portion of its movement.

Counterparty Risk. The Fund is subject to counterparty risk by virtue of its investments in options contracts. Transactions in some types of derivatives, including options, are required to be centrally cleared (“cleared derivatives”). In a transaction involving cleared derivatives, the Fund’s counterparty is a clearing house rather than a bank or broker. Since the Fund is not a member of clearing houses and only members of a clearing house (“clearing members”) can participate directly in the clearing house, the Fund will hold cleared derivatives through accounts at clearing members. In cleared derivatives positions, the Fund will make payments (including margin payments) to and receive payments from a clearing house through their accounts at clearing members. Customer funds held at a clearing organization in connection with any options contracts are held in a commingled omnibus account and are not identified to the name of the clearing member’s individual customers. As a result, assets deposited by the Fund with any clearing member as margin for options may, in certain circumstances, be used to satisfy losses of other clients of the Fund’s clearing member. In addition, although clearing members guarantee performance of their clients’ obligations to the clearing house, there is a risk that the assets of the Fund might not be fully protected in the event of the clearing member’s bankruptcy, as the Fund would be limited to recovering only a pro rata share of all available funds segregated on behalf of the clearing member’s customers for the relevant account class. The Fund is also subject to the risk that a limited number of clearing members are willing to transact on the Fund’s behalf, which heightens the risks associated with a clearing member’s default. This risk is greater for the Fund as it seeks to hold options contracts on a single security, and not a broader range of options contracts, which may limit the number of clearing members that are willing to transact on the Fund’s behalf. If a clearing member defaults the Fund could lose some or all of the benefits of a transaction entered into by the Fund with the clearing member. If the Fund cannot find a clearing member to transact with on the Fund’s behalf, the Fund may be unable to effectively implement its investment strategy.

Price Participation Risk. The Fund employs an investment strategy that includes the sale of call option contracts, which limits the degree to which the Fund will participate in increases in value experienced by ZM over the Call Period. This means that if ZM experiences an increase in value above the strike price of the sold call options during a Call Period, the Fund will likely not experience that increase to the same extent and may significantly underperform ZM over the Call Period. Additionally, because the Fund is limited in the degree to which it will participate in increases in value experienced by ZM over each Call Period, but has full exposure to any decreases in value experienced by ZM over the Call Period, the NAV of the Fund may decrease over any given time period. The Fund’s NAV is dependent on the value of each options portfolio, which is based principally upon the performance of ZM. The degree of participation in ZM gains the Fund will experience will depend on prevailing market conditions, especially market volatility, at the time the Fund enters into the sold call option contracts and will vary from Call Period to Call Period. The value of the options contracts is affected by changes in the value and dividend rates of ZM, changes in interest rates, changes in the actual or perceived volatility of ZM and the remaining time to the options’ expiration, as well as trading conditions in the options market. As the price of ZM changes and time moves towards the expiration of each Call Period, the value of the options contracts, and therefore the Fund’s NAV, will change. However, it is not expected for the Fund’s NAV to directly correlate on a day-to-day basis with the returns of ZM. The amount of time remaining until the options contract’s expiration date affects the impact of the potential options premiums on the Fund’s NAV, which may not be in full effect until the expiration date of the Fund’s options contracts. Therefore, while changes in the price of the ZM will result in changes to the Fund’s NAV, the Fund generally anticipates that the rate of change in the Fund’s NAV will be different than that experienced by ZM.

Equity Market Risk. The prices of equity securities rise and fall daily. These price movements may result from factors affecting individual issuers, industries or the stock market as a whole. In addition, equity markets tend to move in cycles which may cause stock prices to fall over a short and extended periods of time. In a declining stock market, stock prices for all companies may decline, regardless of their long-term prospects.

Distribution Risk. The Fund seeks to provide weekly cash distributions. There is no assurance that the Fund will make a distribution in any given week. If the Fund does make distributions, the amounts of such distributions will likely vary greatly from one distribution to the next. Additionally, the weekly distributions, if any, may consist of returns of capital, which would decrease the Fund’s NAV and trading price over time. As a result, an investor may suffer significant losses to their investment. In addition, while the underlying stock may pay dividends, the Fund’s returns will not include any dividends paid by the underlying stock (except to the extent the Fund invests directly in ZM), and any income generated by the Fund may be less than the income generated by a direct investment in the underlying stock.

NAV Erosion Risk Due to Distributions. When the Fund makes a distribution, the Fund’s NAV will typically drop by the amount of the distribution on the related ex-dividend date. The repeated payment of distributions by the Fund, if any, may significantly erode the Fund’s NAV and trading price over time. As a result, an investor may suffer significant losses to their investment.

Call Strategy Risks. The path dependency (i.e., the continued use) of the Fund’s call writing strategy will impact the extent that the Fund participates in the positive price returns of ZM and, in turn, the Fund’s returns, both during the term of the sold call options and over longer time periods. If, for example, each month the Fund were to sell 7% out-of-the-money call options having a one-month term, the Fund’s participation in the positive price returns of ZM will be capped at 7% in any given month. However, over a longer period (e.g., 5 months), the Fund should not be expected to participate fully in the first 35% (i.e., 5 months x 7%) of the positive price returns of ZM, or the Fund may even lose money, even if the ZM share price has appreciated by at least that much over such period, if during any month over that period ZM had a return less than 7%. This example illustrates that both the Fund’s participation in the positive price returns of ZM and its returns will depend not only on the price of ZM but also on the path that ZM takes over time.

Additionally, when implementing the Covered Call Spread Strategy, the use of credit call spreads introduces further complexities and risks. While purchasing a higher-strike call option limits potential losses from the short call position, it also reduces the net premium received, which may result in lower overall returns compared to a stand-alone covered call strategy. If the price of the Underlying Security rises rapidly, the call spread may still cap upside participation, leading to missed profit opportunities. Furthermore, market conditions, such as mispricing between near-the-money and further out-of-the-money options, may impact the effectiveness of the strategy, potentially resulting in lower-than-expected returns or increased losses. The relative pricing of options at different strike levels can vary due to volatility shifts, liquidity constraints, or other market dynamics, adding an additional layer of uncertainty to the Fund's performance under this strategy.

ETF Risks.

Authorized Participants, Market Makers, and Liquidity Providers Concentration Risk. The Fund has a limited number of financial institutions that are authorized to purchase and redeem Shares directly from the Fund (known as "Authorized Participants" or "APs"). In addition, there may be a limited number of market makers and/or liquidity providers in the marketplace. To the extent either of the following events occur, Shares may trade at a material discount to NAV and possibly face delisting: (i) APs exit the business or otherwise become unable to process creation and/or redemption orders and no other APs step forward to perform these services; or (ii) market makers and/or liquidity providers exit the business or significantly reduce their business activities and no other entities step forward to perform their functions.

Cash Redemption Risk. The Fund's investment strategy may require it to redeem Shares for cash or to otherwise include cash as part of its redemption proceeds. For example, the Fund may not be able to redeem in-kind certain securities held by the Fund (e.g., derivative instruments). In such a case, the Fund may be required to sell or unwind portfolio investments to obtain the cash needed to distribute redemption proceeds. This may cause the Fund to recognize a capital gain that it might not have recognized if it had made a redemption in-kind. As a result, the Fund may pay out higher annual capital gain distributions than if the in-kind redemption process was used. By paying out higher annual capital gain distributions, investors may be subjected to increased capital gains taxes. Additionally, there may be brokerage costs or taxable gains or losses that may be imposed on the Fund in connection with a cash redemption that may not have occurred if the Fund had made a redemption in-kind. These costs could decrease the value of the Fund to the extent they are not offset by a transaction fee payable by an AP.

Costs of Buying or Selling Shares. Buying or selling Shares involves certain costs, including brokerage commissions, other charges imposed by brokers, and bid-ask spreads. The bid-ask spread represents the difference between the price at which an investor is willing to buy Shares and the price at which an investor is willing to sell Shares. The spread varies over time based on the Shares' trading volume and market liquidity. The spread is generally lower if Shares have more trading volume and market liquidity and higher if Shares have little trading volume and market liquidity. Due to the costs of buying or selling Shares, frequent trading of Shares may reduce investment results and an investment in Shares may not be advisable for investors who anticipate regularly making small investments.

Management Risk. The Fund is subject to management risk because it is an actively managed portfolio. In managing the Fund's investment portfolio, the portfolio managers will apply investment techniques and risk analyses that may not produce the desired result. There can be no guarantee that the Fund will meet its investment objective.

Shares May Trade at Prices Other Than NAV. As with all ETFs, Shares may be bought and sold in the secondary market at market prices. Although it is expected that the market price of Shares will approximate the Fund's NAV, there may be times when the market price of Shares is more than the NAV intra-day (premium) or less than the NAV intra-day (discount) due to supply and demand of Shares or during periods of market volatility. This risk is heightened in times of market volatility, periods of steep market declines, and periods when there is limited trading activity for Shares in the secondary market, in which case such premiums or discounts may be significant.

Trading. Although Shares are listed on a national securities exchange, such as NYSE Arca, Inc. (the "Exchange"), and may be traded on U.S. exchanges other than the Exchange, there can be no assurance that an active trading market for the Shares will develop or be maintained or that the Shares will trade with any volume, or at all, on any stock exchange. This risk may be greater for the Fund as it seeks to have exposure to a single underlying stock as opposed to a more diverse portfolio like a traditional pooled investment. In stressed market conditions, the liquidity of Shares may begin to mirror the liquidity of the Fund's underlying portfolio holdings, which can be significantly less liquid than Shares. Shares trade on the Exchange at a market price that may be below, at or above the Fund's NAV. Trading in Shares on the Exchange may be halted due to market conditions or for reasons that, in the view of the Exchange, make trading in Shares inadvisable. In addition, trading in Shares on the Exchange is subject to trading halts caused by extraordinary market volatility pursuant to the Exchange "circuit breaker" rules. There can be no assurance that the requirements of the Exchange necessary to maintain the listing of the Fund will continue to be met or will remain unchanged. In the event of an unscheduled market close for options contracts that reference a single stock, such as ZM's securities being halted or a market wide closure, settlement prices will be determined by the procedures of the listing exchange of the options contracts. As a result, the Fund could be adversely affected and be unable to implement its investment strategies in the event of an unscheduled closing.

Economic and Market Risk. Economies and financial markets throughout the world are becoming increasingly interconnected, which increases the likelihood that events or conditions in one country or region will adversely impact markets or issuers in other countries or regions. Securities in the Fund's portfolio may underperform in comparison to securities in the general financial markets, a particular financial market, or other asset classes, due to a number of factors, including inflation (or expectations for inflation), deflation (or expectations for deflation), interest rates, global demand for particular products or resources, market instability, financial system instability, debt crises and downgrades, embargoes, tariffs, sanctions and other trade barriers, regulatory events, other governmental trade or market control programs and related geopolitical events. In addition, the value of the Fund's investments may be negatively affected by the occurrence of global events such as war, terrorism, environmental disasters, natural disasters or events, country instability, and infectious disease epidemics or pandemics. The imposition by the U.S. of tariffs on goods imported from foreign countries and reciprocal tariffs levied on U.S. goods by those countries also may lead to volatility and instability in domestic and foreign markets.

High Portfolio Turnover Risk. The Fund may actively and frequently trade all or a significant portion of the Fund's holdings. A high portfolio turnover rate increases transaction costs, which may increase the Fund's expenses. Frequent trading may also cause adverse tax consequences for investors in the Fund due to an increase in short-term capital gains.

Inflation Risk. Inflation risk is the risk that the value of assets or income from investments will be less in the future as inflation decreases the value of money. As inflation increases, the present value of the Fund's assets and distributions, if any, may decline.

Liquidity Risk. Some securities held by the Fund, including options contracts, may be difficult to sell or be illiquid, particularly during times of market turmoil. This risk is greater for the Fund as it will hold options contracts on a single security, and not a broader range of options contracts. Markets for securities or financial instruments could be disrupted by a number of events, including, but not limited to, an economic crisis, natural disasters, epidemics/pandemics, new legislation or regulatory changes inside or outside the United States. Illiquid securities may be difficult to value, especially in changing or volatile markets. If the Fund is forced to sell an illiquid security at an unfavorable time or price, the Fund may be adversely impacted. Certain market conditions or restrictions, such as market rules related to short sales, may prevent the Fund from limiting losses, realizing gains or achieving a high correlation with ZM. There is no assurance that a security that is deemed liquid when purchased will continue to be liquid. Market illiquidity may cause losses for the Fund.

Money Market Instrument Risk. The Fund may use a variety of money market instruments for cash management purposes, including money market funds, depositary accounts and repurchase agreements. Repurchase agreements are contracts in which a seller of securities agrees to buy the securities back at a specified time and price. Repurchase agreements may be subject to market and credit risk related to the collateral securing the repurchase agreement. Money market instruments, including money market funds, may lose money through fees or other means.

New Fund Risk. The Fund is a recently organized management investment company with no operating history. As a result, prospective investors do not have a track record or history on which to base their investment decisions.

Non-Diversification Risk. Because the Fund is "non-diversified," it may invest a greater percentage of its assets in the securities of a single issuer or a smaller number of issuers than if it was a diversified fund. As a result, a decline in the value of an investment in a single issuer or a smaller number of issuers could cause the Fund's overall value to decline to a greater degree than if the Fund held a more diversified portfolio. This may increase the Fund's volatility and cause the performance of a relatively smaller number of issuers to have a greater impact on the Fund's performance.

Operational Risk. The Fund is subject to risks arising from various operational factors, including, but not limited to, human error, processing and communication errors, errors of the Fund's service providers, counterparties or other third-parties, failed or inadequate processes and technology or systems failures. The Fund relies on third-parties for a range of services, including custody. Any delay or failure relating to engaging or maintaining such service providers may affect the Fund's ability to meet its investment objective. Although the Fund, and Adviser seek to reduce these operational risks through controls and procedures, there is no way to completely protect against such risks.

Single Issuer Risk. Issuer-specific attributes may cause an investment in the Fund to be more volatile than a traditional pooled investment which diversifies risk or the market generally. The value of the Fund, which focuses on an individual security (ZM), may be more volatile than a traditional pooled investment or the market as a whole and may perform differently from the value of a traditional pooled investment or the market as a whole.

Tax Risk. The Fund intends to elect and to qualify each year to be treated as a regulated investment company (“RIC”) under Subchapter M of the Internal Revenue Code of 1986, as amended (“Code”). As a RIC, the Fund will not be subject to U.S. federal income tax on the portion of its net investment income and net capital gain that it distributes to Shareholders, provided that it satisfies certain requirements of the Code. If the Fund does not qualify as a RIC for any taxable year and certain relief provisions are not available, the Fund’s taxable income will be subject to tax at the Fund level and to a further tax at the shareholder level when such income is distributed. To comply with the asset diversification test applicable to a RIC, the Fund will attempt to ensure that the value of options it holds is never 25% of the total value of Fund assets at the close of any quarter. In particular, in combination with the Fund’s use of a “synthetic” strategy (i.e., purchasing exposure to the underlying stock through a combination of put and call options), the Fund maintains a portfolio of treasury securities, which are expected to enable the Fund to meet the diversification requirements. If the Fund’s investments in options were to exceed 25% of the Fund’s total assets at the end of a tax quarter, the Fund, generally, has a grace period to cure such lack of compliance. If the Fund fails to timely cure, it may no longer be eligible to be treated as a RIC.

U.S. Government and U.S. Agency Obligations Risk. The Fund may invest in securities issued by the U.S. government or its agencies or instrumentalities. U.S. Government obligations include securities issued or guaranteed as to principal and interest by the U.S. Government, its agencies or instrumentalities, such as the U.S. Treasury. Payment of principal and interest on U.S. Government obligations may be backed by the full faith and credit of the United States or may be backed solely by the issuing or guaranteeing agency or instrumentality itself. In the latter case, the investor must look principally to the agency or instrumentality issuing or guaranteeing the obligation for ultimate repayment, which agency or instrumentality may be privately owned. There can be no assurance that the U.S. Government would provide financial support to its agencies or instrumentalities (including government-sponsored enterprises) where it is not obligated to do so.

Performance

Performance information for the Fund is not included because the Fund has not completed a full calendar year of operations as of the date of this Prospectus. When such information is included, this section will provide some indication of the risks of investing in the Fund by showing changes in the Fund’s performance history from year to year and showing how the Fund’s average annual total returns compare with those of a broad measure of market performance. Although past performance of the Fund is no guarantee of how it will perform in the future, historical performance may give you some indication of the risks of investing in the Fund. Updated performance information will be available on the Fund’s website at www.yieldmaxetfs.com.

Management

Investment Adviser: Tidal Investments LLC (the “Adviser”) serves as investment adviser to the Fund.

Portfolio Managers:

The following individuals are jointly and primarily responsible for the day-to-day management of the Fund.

Jay Pestrighelli, Portfolio Manager for the Adviser, has been a portfolio manager of the Fund since its inception in 2026.

Scott Snyder, Portfolio Manager for the Adviser, has been a portfolio manager of the Fund since its inception in 2026.

Matt Brandt, Portfolio Manager for the Adviser, has been a portfolio manager of the Fund since its inception in 2026.

Purchase and Sale of Shares

The Fund issues and redeems Shares at NAV only in large blocks known as “Creation Units,” which only Authorized Participants (APs) (typically, broker-dealers) may purchase or redeem. The Fund generally issues and redeems Creation Units in exchange for a portfolio of securities (the “Deposit Securities”) and/or a designated amount of U.S. cash.

Shares are listed on the Exchange, and individual Shares may only be bought and sold in the secondary market through brokers at market prices, rather than NAV. Because Shares trade at market prices rather than NAV, Shares may trade at a price greater than NAV (premium) or less than NAV (discount).

An investor may incur costs attributable to the difference between the highest price a buyer is willing to pay to purchase Shares (the “bid” price) and the lowest price a seller is willing to accept for Shares (the “ask” price) when buying or selling Shares in the secondary market. This difference in bid and ask prices is often referred to as the “bid-ask spread.”

When available, information regarding the Fund’s NAV, market price, how often Shares traded on the Exchange at a premium or discount, and the median bid-ask spreads can be found on the Fund’s website at www.yieldmaxetfs.com.

Tax Information

Fund distributions are generally taxable as ordinary income, qualified dividend income, or capital gains (or a combination), unless an investment is in an individual retirement account (“IRA”) or other tax-advantaged account. Distributions on investments made through tax-deferred arrangements may be taxed later upon withdrawal of assets from those accounts.

Financial Intermediary Compensation

If you purchase Shares through a broker-dealer or other financial intermediary (such as a bank) (an “Intermediary”), the Adviser or its affiliates may pay Intermediaries for certain activities related to the Fund, including participation in activities that are designed to make Intermediaries more knowledgeable about exchange-traded products, including the Fund, or for other activities, such as marketing, educational training, or other initiatives related to the sale or promotion of Shares. These payments may create a conflict of interest by influencing the Intermediary and your salesperson to recommend the Fund over another investment. Any such arrangements do not result in increased Fund expenses. Ask your salesperson or visit the Intermediary’s website for more information.

ADDITIONAL INFORMATION ABOUT THE FUNDS

Investment Objective

The primary investment objective of the YieldMax[®] MRNA Option Income Strategy ETF (the “MRNA Fund”) is to seek current income. The MRNA Fund’s secondary investment objective is to seek exposure to the share price of the common stock of Moderna, Inc. (“MRNA”), subject to a limit on potential investment gains.

The primary investment objective of the YieldMax[®] MSFT Option Income Strategy ETF (the “MSFT Fund”) is to seek current income. The MSFT Fund’s secondary investment objective is to seek exposure to the share price of the common stock of Microsoft Corporation (“MSFT”), subject to a limit on potential investment gains.

The primary investment objective of the YieldMax[®] NFLX Option Income Strategy ETF (the “NFLX Fund”) is to seek current income. The NFLX Fund’s secondary investment objective is to seek exposure to the share price of the common stock of Netflix, Inc. (“NFLX”), subject to a limit on potential investment gains.

The primary investment objective of the YieldMax[®] NKE Option Income Strategy ETF (the “NKE Fund”) is to seek current income. The NKE Fund’s secondary investment objective is to seek exposure to the share price of the Class A common stock of NIKE, Inc. (“NKE”), subject to a limit on potential investment gains.

The primary investment objective of the YieldMax[®] NVDA Option Income Strategy ETF (the “NVDA Fund”) is to seek current income. The NVDA Fund’s secondary investment objective is to seek exposure to the share price of the common stock of NVIDIA Corporation (“NVDA”), subject to a limit on potential investment gains.

The primary investment objective of the YieldMax[®] ORCL Option Income Strategy ETF (the “ORCL Fund”) is to seek current income. The ORCL Fund’s secondary investment objective is to seek exposure to the share price of the common stock of Oracle Corporation (“ORCL”), subject to a limit on potential investment gains.

The primary investment objective of the YieldMax[®] PYPL Option Income Strategy ETF (the “PYPL Fund”) is to seek current income. The PYPL Fund’s secondary investment objective is to seek exposure to the share price of the Class A common stock of PayPal Holdings, Inc. (“PYPL”), subject to a limit on potential investment gains.

The primary investment objective of the YieldMax[®] ROKU Option Income Strategy ETF (the “ROKU Fund”) is to seek current income. The ROKU Fund’s secondary investment objective is to seek exposure to the share price of the common stock of ROKU, Inc. (“ROKU”), subject to a limit on potential investment gains.

The primary investment objective of the YieldMax[®] SNOW Option Income Strategy ETF (the “SNOW Fund”) is to seek current income. The SNOW Fund’s secondary investment objective is to seek exposure to the share price of the common stock of Snowflake Inc. (“SNOW”), subject to a limit on potential investment gains.

The primary investment objective of the YieldMax[®] XYZ Option Income Strategy ETF (the “XYZ Fund”) is to seek current income. The XYZ Fund’s secondary investment objective is to seek exposure to the share price of the common stock of Block, Inc. (“XYZ”), subject to a limit on potential investment gains.

The primary investment objective of the YieldMax[®] TGT Option Income Strategy ETF (the “TGT Fund”), is to seek current income. The TGT Fund’s secondary investment objective is to seek exposure to the share price of the common stock of the Target Corporation (“TGT”), subject to a limit on potential investment gains.

The primary investment objective of the YieldMax[®] TSLA Option Income Strategy ETF (the “TSLA Fund”), is to seek current income. The TSLA Fund’s secondary investment objective is to seek exposure to the share price of the common stock of Tesla, Inc. (“TSLA”), subject to a limit on potential investment gains.

The primary investment objective of the YieldMax[®] XOM Option Income Strategy ETF (the “XOM Fund”), is to seek current income. The XOM Fund’s secondary investment objective is to seek exposure to the share price of the common stock of Exxon Mobil Corporation (“XOM”), subject to a limit on potential investment gains.

The primary investment objective of the YieldMax[®] ZM Option Income Strategy ETF (the “ZM Fund,” and with the MRNA Fund, MSFT Fund, NFLX Fund, NKE Fund, NVDA Fund, ORCL Fund, PYPL Fund, ROKU Fund, SNOW Fund, XYZ Fund, TGT Fund, TSLA Fund, and XOM Fund, each a “Fund” and collectively, the “Funds”) is to seek current income. The ZM Fund’s secondary investment objective is to seek exposure to the share price of the common stock of Zoom Communications, Inc. (“ZM,” and with MRNA, MSFT, NFLX, NKE, NVDA, ORCL, PYPL, ROKU, SNOW, XYZ, TGT, TSLA, and XOM, each an “Underlying Issuer” and collectively, the “Underlying Issuers”), subject to a limit on potential investment gains.

An investment objective is fundamental if it cannot be changed without the consent of the holders of a majority of the outstanding Shares. No Fund's investment objective has been adopted as a fundamental investment policy and therefore each Fund's investment objective may be changed without the consent of that Fund's shareholders upon approval by the Board of Trustees (the "Board") of Tidal Trust II (the "Trust") and written notice to shareholders.

Principal Investment Strategies

Each Fund has an 80% policy that, under normal circumstances, the Fund will invest at least 80% of its net assets, plus borrowings for investment purposes, in securities and financial instruments that provide indirect exposure to the underlying security referenced in the Fund's investment objective.

For each Fund's 80% test, the notional value of its options contracts will be used. "Notional value" refers to the "face" value of a Fund investment, rather than the amount of capital the Fund has actually committed. It represents the total value of the Fund's position, rather than its equity in that position. Essentially, it reflects the full value of a leveraged position in the market, even if the Fund uses a fraction of that amount as collateral.

Each Fund's 80% policy is non-fundamental and can be changed without shareholder approval. However, Fund shareholders would be given at least 60 days' notice prior to any such change.

Synthetic Exposure to Underlying Stock Price Returns

- The Funds purchase call option contracts on the Underlying Securities generally having one-month to six-month terms and strike prices equal to the then-current price of the Underlying Securities at the time of the purchases to provide the Funds indirect exposure to the upside price returns of the Underlying Securities. As a buyer of call option contracts, each Fund pays a premium to the seller of the options contracts to obtain the right to participate in the price returns of the Underlying Security beyond the strike price of the purchased call option contract at expiration (or earlier, if the Fund closes the option contract prior to expiration); and
- Each Fund simultaneously sells put option contracts on its Underlying Security to help pay the premium of the purchased call option contracts on the Underlying Security. Each Fund sells put option contracts that also generally have one-month to six-month terms and strike prices equal to the then-current price of the Underlying Security at the time of the sales to provide the Fund exposure to the downside price returns of the Underlying Security. As a seller of a put option contract, each Fund receives a premium from the buyer of the option contract in exchange for the Fund's obligation, if exercised, to purchase the Underlying Security at the strike price if the buyer exercises the option contract.
- The combination of the purchased call options and the sold put options provides each Fund with indirect investment exposure equal to approximately 100% of the applicable Underlying Security for the duration of the applicable options exposure.

Weekly Distributions

- Each Fund sells call option contracts that are based on the value of its Underlying Security to generate option premiums. On a monthly basis or more frequently, a Fund will sell call option contracts on the Underlying Security with expiration dates of approximately one month or less in the future at strike prices that are approximately equal to 0%-15% above the then-current share price of the Underlying Security. By doing so, a Fund gives up the potential to fully participate in the Underlying Security gains, if any, beyond the strike price of the sold call options in exchange for call option premium. If the price of the Underlying Security is less than the call option's strike price at the expiration of the contract, the option contract will expire worthless and the Fund's return on the sold call position will be the premium originally received for selling the option contract. If the price of the Underlying Security is greater than the strike price at the expiration of the option contract, the Fund will typically forgo all of the returns that exceed the strike price of the option contract, and there will be a cost to "close out" the now in-the-money call options. The short call options are "closed out" (repurchased) prior to their expiration so that the Fund will not get assigned the, now, in-the-money call options. At times the call options may be "rolled" instead of simply closed. This is to say, new call options are simultaneously sold to open a new short call position, while the previously sold calls are repurchased to close out the original short call position.
- The Funds purchase multiple series of U.S. Treasury securities to collateralize the options contracts they sell. The U.S. Treasury securities also provide income.

Covered Call Strategy:

When employing the covered call strategy, each Fund’s sale of call option contracts to generate options premiums will limit the degree to which the Fund will participate in increases in the share price of the Underlying Security. **This means that if the Underlying Security experiences an increase in the share price, the Fund will likely not experience that increase to the same extent (i.e., there is no participation beyond the level of the strike price of the sold call option contracts) and may result in the Fund significantly underperforming the Underlying Security.** The degree of participation in the Underlying Security gains will depend on the strike price of the short call option contracts and prevailing market conditions, especially market volatility, at the time the Fund sells the call option contracts. The potential for upside returns on the Underlying Security will also depend on whether a Fund fully “covers” its potential upside price return exposure to the Underlying Security by virtue of its sold call option contracts. If a Fund fully covers the upside price return exposure to the Underlying Security, the Fund’s potential upside to the Underlying Security’s price returns will be completely capped at the sold call options’ strike price, meaning the Fund may forgo all price returns experienced by the Underlying Security beyond the strike price. If a Fund partially covers its potential upside return exposure with the sold call option, the Fund will have muted returns beyond the strike price of the sold call option to the extent that the Underlying Security’s share price appreciates beyond the strike price.

The sale of call option contracts will offset losses experienced by an Underlying Security only to the extent of premiums received from such sold call option contracts. The Funds expect to participate in all the Underlying Security price return losses over the duration of the options contracts (e.g., if the Underlying Security decreases in value by 5%, the Fund should be expected to decrease in value by approximately 5%, before Fund fees and expenses) beyond the sold call option contract premiums received.

Covered Call Spread Strategy:

When employing the *covered* call spread strategy, a Fund’s sale of call option contracts, paired with the purchase of higher strike call option contracts, aims to generate options premiums while still allowing for potential indirect participation in increases in the share price of its Underlying Security above the strike of the higher price call option which was bought. **However, this strategy may nonetheless still limit the degree to which the Fund fully participates in such increases as the Fund will not participate (directly or indirectly) in any appreciation between the strikes of the sold call option and bought call option.**

The sale of credit call spreads will offset losses experienced by an Underlying Security’s share price only to the extent of premiums received from such sold call option contracts. Each Fund expects to participate in all of its Underlying Security’s losses beyond the options premiums received. For instance, if a Fund’s Underlying Security decreases in value by 5%, the Fund should be expected to decrease in value by approximately 5%, before Fund fees and expenses, beyond the options premiums received.

Examples:

The following table provides an overview of a Fund’s anticipated performance versus various changes in the share price of its Underlying Security when the Covered Call Strategy is employed.

Price Movement of Underlying Security	Anticipated Fund Performance & Performance Relative to Underlying Security*
Slow rise in share price	Increase in Fund NAV – Outperformance vs Underlying Security
Decline in share price or flat performance	Decline or flat Fund NAV – Outperformance vs Underlying Security
Significant price appreciation	Increase in Fund NAV – Significant underperformance vs Underlying Security

The following table provides an overview of a Fund’s anticipated performance versus various changes in the share price of its Underlying Security when the *Covered* Call Spread Strategy is employed.

Price Movement of Underlying Security	Anticipated Fund Performance & Performance Relative to Underlying Security*
Slow rise in share price	Increase or flat Fund NAV – Outperformance vs Underlying Security
Decline in share price or flat performance	Decline or flat Fund NAV – Outperformance vs Underlying Security
Significant price appreciation	Increase in Fund NAV – Underperformance to Underlying Security

* A Fund’s actual NAV performance and performance against the price of its Underlying Security may differ, primarily due to path dependency and strike selection as discussed above. Also, please see Price Participation Risk and Call Strategy Risks.

Potential Upside Participation – Covered Call Strategy vs Covered Call Spread Strategy

To further illustrate how the Fund's covered call spread strategy results in greater upside participation, the following examples compare the outcomes of a hypothetical covered call and a covered call spread. These scenarios demonstrate how a Fund's use of its covered call spread strategy can lead to increased potential appreciation of its Underlying Security's share price while still generating net options premiums. Additionally, the examples highlight the estimated amount or limits on the greater participation in potential appreciation as compared to a call option contract strategy.

Examples:

Scenario 1 (Covered Call Strategy): Selling a Covered Call on an Underlying Security

- Underlying Security Share Price: \$100
- Strike Price of Sold Covered Call: \$105
- Premium Received: \$2

Outcome if the share price of the Underlying Security increases to \$110:

1. Share Price Increase: The Fund does not participate in the Underlying Security's gain above \$105 because the Fund sold a call struck at \$105.
 - Gain on Underlying Security: \$5 (i.e., $\$105 - \$100 = \$5$)
2. Call Premium: Fund retains the initial \$2 premium.
3. Total Gain: \$7 (i.e., \$5 gain on Underlying Security, plus \$2 premium)

Scenario 2 (Covered Call Spread Strategy): Selling a Covered Call Spread on an Underlying Security

- Underlying Security Share Price: \$100
- Strike Prices of Covered Call Spread: Sold Call at \$100, Purchased Call at \$102.50
- Net Premium Received: \$2

Outcome if the share price of the Underlying Security increases to \$110:

1. Share Price Increase: The Fund does not participate in the Underlying Security's gain between \$100 and \$102.50 because the Fund sold a call struck at \$100 and purchased a call struck at \$102.50.
2. Net Premium: The Fund retains the net premium of \$2.
3. Long Call Gain: The Fund participates in the Underlying Security's gain above \$102.50 because the Fund purchased a call struck at \$102.50, which results in a \$7.50 gain (i.e., $\$110 - \$102.50 = \$7.50$)
4. Total Gain: \$9.50 (i.e., share price increase \$0, plus \$2 net premium, plus \$7.50 gain on the purchased call)

Comparison:

- **Covered Call:** Gain is capped at \$7, as participation in the Underlying Security's gain is capped at the sold call's \$105 strike price.
- **Covered Call Spread:** Gain is \$9.50, as the call spread provides additional upside participation beyond the purchased call's \$102.50 strike price. Furthermore, the Fund's gain potential is not capped (i.e., if the value of the Underlying Security's share price increases further, the Fund's gain would also increase further).

Conclusion:

In this scenario where the Underlying Security increases to \$110, the covered call spread strategy yields a higher total gain of \$9.50 compared to the \$7 gain from selling a simple covered call. The covered call spread allows the Funds to participate in potential upside beyond the strike price of the purchased call, resulting in the potential for additional gains to the Funds.

Further, if the Underlying Security's share price increases further beyond the strike price of the purchased call, the covered call spread strategy allows for continued participation in the upside through the increasing value of the purchased call. This results in the potential for additional gains for the Funds. In contrast, the covered call strategy's gain potential is capped at the strike price of the sold call.

There is no guarantee that each Fund's investment strategy will be properly implemented, and an investor may lose some or all of its investment.

Each Fund's NAV is dependent on the value of the Fund's options contracts, which are based principally upon the share price of the Underlying Security, the volatility of the Underlying Security, which influences short call prices, and the time remaining until the expiration date of the short call option contracts. Each Fund's synthetic long exposure strategy will effectively allow that portion of the Fund's assets to move in synch with the daily changes in the Underlying Security's share price.

However, each Fund's participation in the potential upside in its Underlying Security returns is limited by virtue of its sold option contract positions. The degree to which a shareholder may benefit from the upside exposure to the Underlying Security obtained by a Fund will depend on the time at which the investor purchases Shares of the Fund and the price movements of the Underlying Security. At any given time, there may be limited upside potential. If the price of the Underlying Security is near or has exceeded the strike price of a Fund's sold call option contracts when an investor purchases Shares, such investor may have little to no upside potential remaining until the current short calls are replaced by a new set of short call, as well as remain vulnerable to significant downside risk, including the loss of their entire investment.

Each Fund will invest significantly in short-term (6-month to 2-year) U.S. Treasury securities as collateral in connection with the Fund's synthetic covered call strategy. U.S. Treasury securities are government debt instruments issued by the United States Department of the Treasury and are backed by the full faith and credit of the United States government. The Funds' investments in U.S. Treasury securities contribute to the weekly distributions sought by the Funds.

Options Premiums – Income/Return of Capital

Receipt of an option premium does not always represent income. Depending on whether the transaction as a whole results in a gain or loss, such amounts may be treated for accounting or tax purposes as income or as a return of capital ("ROC"). ROC represents a return of a shareholder's own invested capital and does not reflect traditional income such as dividends or interest. **A portion (sometimes a significant portion) of a Fund's cash distributions may be classified as ROC, which generally refers to the portion of a distribution that represents a return of the original investment (principal) rather than income or profit.** Accordingly, such distributions do not necessarily reflect traditional income or yield, and receipt of an option premium could ultimately result in a net loss on the transaction if offset by subsequent closing transactions, exercise or settlement.

Exchange Traded Options Portfolio

The Funds will purchase and sell a combination of call and put exchange traded options contracts. In general, put options give the holder (*i.e.*, the buyer) the right to sell an asset (or deliver the cash value of the asset, in case of certain put options) and the seller (*i.e.*, the writer) of the put has the obligation to buy the asset (or receive cash value of the asset, in case of certain put options) at a certain defined price. Call options give the holder (*i.e.*, the buyer) the right to buy an asset (or receive cash value of the asset, in case of certain call options) and the seller (*i.e.*, the writer) the obligation to sell the asset (or deliver cash value of the asset, in case of certain call options) at a certain defined price.

FLEX options are customized options contracts that trade on an exchange but provide investors with the ability to customize key contract terms like strike price, style and expiration date while achieving price discovery in competitive, transparent auctions markets and avoiding the counterparty exposure of "over-the-counter" ("OTC") options positions. Like traditional exchange-traded options, FLEX Options are guaranteed for settlement by the OCC, a market clearinghouse that guarantees performance by counterparties to certain derivatives contracts.

The FLEX options in which the Funds may invest are all European style options (options that are exercisable only on the expiration date). The FLEX options are listed on the Chicago Board Options Exchange.

The Funds will use the market value of its derivatives holdings for the purpose of determining compliance with the 1940 Act and the rules promulgated thereunder. Since the options held by the Funds are exchange-traded, these will be valued on a mark-to-market basis. In the event market prices are not available, the Funds will use fair value pricing pursuant to the fair value procedures adopted by the Adviser.

Notional Value Explanation

"Notional value" refers to the "face" value of a Fund investment, rather than the amount of capital the Fund has actually committed. It represents the total value of the Fund's position, rather than its equity in that position. Essentially, it reflects the full value of a leveraged position in the market, even if the Fund uses a fraction of that amount as collateral.

Manager of Managers Structure

Although the Funds are not currently sub-advised, the Funds and the Adviser have received exemptive relief from the SEC permitting the Adviser (subject to certain conditions and the approval of the Board) to change or select new unaffiliated sub-advisers without obtaining shareholder approval. The relief also permits the Adviser to materially amend the terms of agreements with an unaffiliated sub-adviser (including an increase in the fee paid by the Adviser to the unaffiliated sub-adviser (and not paid by the Fund)) or to continue the employment of an unaffiliated sub-adviser after an event that would otherwise cause the automatic termination of services with Board approval, but without shareholder approval. Shareholders will be notified of any unaffiliated sub-adviser changes. The Adviser has the ultimate responsibility, subject to oversight by the Board, to oversee a sub-adviser and recommend their hiring, termination and replacement. The exemptive relief applies to sub-advisers that are either wholly-owned by the Adviser or its parent company, as well as to unaffiliated sub-advisers, including those whose affiliation arises solely from their sub-advisory relationship.

Investments by Registered Investment Companies

Section 12(d)(1) of the 1940 Act restricts investments by investment companies in the securities of other investment companies. However, registered investment companies are permitted to invest in other investment companies beyond the limits set forth in Section 12(d)(1) in rules under the 1940 Act, subject to certain conditions. Each Fund may rely on Rule 12d1-4 of the 1940 Act, which provides an exemption from Section 12(d)(1) that allows the Fund to invest beyond the limits set forth in Section 12(d)(1) if the Fund satisfies certain conditions specified in Rule 12d1-4, including, among other conditions, that the Fund and its advisory group will not control (individually or in the aggregate) an acquired fund (e.g., hold more than 25% of the outstanding voting securities of an acquired fund that is a registered open-end management investment company).

Principal Risks of Investing in the Funds

There can be no assurance that the Funds will achieve their respective investment objective. The following information is in addition to, and should be read along with, the description of each Fund's principal investment risks in the section titled "Fund Summary—Principal Investment Risks" above. Following the Fund-specific underlying stock risks, the remaining principal risks are presented in alphabetical order to facilitate finding particular risks and comparing them with those of other funds. Each risk summarized below is considered a "principal risk" of investing in the Funds, regardless of the order in which it appears.

MRNA Risk. The MRNA Fund invests in options contracts and swaps that are based on the value of MRNA and may also invest directly in MRNA. These investments in options contracts and swaps subject the Fund to certain of the same risks as if it owned shares of MRNA, even though it may not; although at times the Fund may also hold shares of MRNA directly.. By virtue of these investments, the Fund may be subject to the following risks:

Indirect Investment in MRNA Risk. MRNA is not affiliated with the Trust, the Fund, the Adviser, or their respective affiliates and is not involved with this offering in any way and has no obligation to consider your Shares in taking any corporate actions that might affect the value of Shares. Investors in the Fund will not have voting rights and will not be able to influence management of MRNA but will be exposed to the performance of MRNA (the underlying stock). Except to the extent the Fund invests directly in MRNA, investors in the Fund will not have rights to receive dividends or other distributions or any other rights with respect to the underlying stock but will be subject to declines in the performance of the underlying stock.

MRNA Trading Risk. The trading price of MRNA may be highly volatile and could continue to be subject to wide fluctuations in response to various factors. The stock market in general, and the market for technology companies in particular, has experienced extreme price and volume fluctuations that have often been unrelated or disproportionate to the operating performance of those companies. In particular, a large proportion of MRNA may be traded by short sellers which may put pressure on the supply and demand for the common stock of MRNA, further influencing volatility in its market price. Public perception and other factors outside of the control of MRNA may additionally impact MRNA's stock price due to MRNA garnering a disproportionate degree of public attention, regardless of actual operating performance. In addition, in the past, following periods of volatility in the overall market and the market price of a particular company's securities, securities class action litigation has often been instituted against companies such as these. Moreover, stockholder litigation like this has been filed against MRNA in the past. While MRNA continues to defend such actions, any judgment against MRNA, or any future stockholder litigation could result in substantial costs and a diversion of the management of MRNA's attention and resources. If MRNA trading is halted, trading in Shares of the Fund may be impacted, either temporarily or indefinitely.

MRNA Performance Risk. MRNA may fail to meet its publicly announced guidelines or other expectations about its business, which could cause the price of MRNA to decline. MRNA provides guidance regarding its expected financial and business performance, such as projections regarding sales and production, as well as anticipated future revenues, gross margins, profitability and cash flows. Correctly identifying key factors affecting business conditions and predicting future events is inherently an uncertain process, and the guidance MRNA provides may not ultimately be accurate and has in the past been inaccurate in certain respects, such as the timing of new product manufacturing ramps. The guidance is based on certain assumptions such as those relating to global and local economic conditions, anticipated production and sales volumes (which generally are not linear throughout a given period), average sales prices, supplier and commodity costs, and planned cost reductions. If MRNA's guidance is not accurate or varies from actual results due to its inability to meet the assumptions or the impact on its financial performance that could occur as a result of various risks and uncertainties, the market value of common stock issued by MRNA could decline significantly.

Biotechnology Industry Risk. The biotechnology industry can be significantly affected by patent considerations, including the termination of patent protections for products, intense competition both domestically and internationally, rapid technological change and obsolescence, government regulation and expensive insurance costs due to the risk of product liability lawsuits. In addition, the biotechnology industry is an emerging growth industry, and therefore biotechnology companies may be thinly capitalized and more volatile than companies with greater capitalizations. Biotechnology companies must contend with high development costs, which may be exacerbated by the inability to raise prices to cover costs because of managed care pressure, government regulation or price controls.

Pharmaceutical Industry Risk. Drug and medical products companies face the risk of increasing competition from new products or services, generic drug sales, product obsolescence, increased government regulation, termination of patent protections for products and the risk that a product will never come to market. The research and development costs of bringing a new product to market are substantial. These companies may have losses and may not offer proposed products for several years, if at all. The vaccine market, and pharmaceutical market more generally, is intensely competitive and MRNA may not compete effectively in the market for existing or new products, treatment methods or technologies.

Product Uncertainty Risk. There is significant uncertainty around the amount of future revenue MRNA will recognize from sales of its COVID vaccine—which is MRNA's primary source of revenue—as well as sales of RSV and other respiratory vaccines. Accurately forecasting vaccination rates for MRNA's products, which directly impacts overall market size, has been difficult, and these difficulties may persist. Vaccination rates in the future may also be lower than MRNA's expectations, and are likely to be impacted by a number of factors, including public health authority recommendations, medical need, viral evolution and consumer motivation to vaccinate. Additionally, election results in the U.S. may impact policies and priorities related to MRNA's industry.

Regulatory Risk. Any products MRNA may develop are subject to comprehensive regulation by the FDA and comparable foreign regulators. To obtain required regulatory approvals to commercialize any product candidate, MRNA must demonstrate through extensive preclinical studies and clinical trials that its products are safe and effective for their intended use. In addition, regulators conduct pre-approval inspections and negative findings may lead to delay in approval and failure to commercialize a product candidate. Even once approved, products may be subject to recommendations from advisory committees before or after they can be brought to market. The inability to bring new products to market may have a negative impact on MRNA's business, results of operations, and financial condition.

Manufacturing Risk. MRNA or MRNA's third-party manufacturers may encounter difficulties in manufacturing, product release, shelf life, testing, storage, supply chain management or shipping for any of MRNA's products. Further, as MRNA grows as a commercial company and MRNA's drug development pipeline increases and matures, the increased demand for clinical and commercial supplies from MRNA's facilities and third parties may impact MRNA's ability to operate. MRNA relies on third-party service providers, all of whom have inherent risks in their operations.

MSFT Risk. The MSFT Fund invests in options contracts and swaps that are based on the value of MSFT and may also invest directly in MSFT. These investments in options contracts and swaps subject the Fund to certain of the same risks as if it owned shares of MSFT, even though it may not; although at times the Fund may also hold shares of MSFT directly. By virtue of these investments, the Fund may be subject to the following risks:

Indirect Investment in MSFT Risk. MSFT is not affiliated with the Trust, the Fund, the Adviser, or their respective affiliates and is not involved with this offering in any way and has no obligation to consider your Shares in taking any corporate actions that might affect the value of Shares. Investors in the Fund will not have voting rights and will not be able to influence management of MSFT but will be exposed to the performance of MSFT (the underlying stock). Except to the extent the Fund invests directly in MSFT, investors in the Fund will not have rights to receive dividends or other distributions or any other rights with respect to the underlying stock but will be subject to declines in the performance of the underlying stock.

MSFT Trading Risk. The trading price of MSFT may be highly volatile and could continue to be subject to wide fluctuations in response to various factors. The stock market in general, and the market for technology companies in particular, has experienced extreme price and volume fluctuations that have often been unrelated or disproportionate to the operating performance of those companies. In particular, a large proportion of MSFT may be traded by short sellers which may put pressure on the supply and demand for the common stock of MSFT, further influencing volatility in its market price. Public perception and other factors outside of the control of MSFT may additionally impact MSFT's stock price due to MSFT garnering a disproportionate degree of public attention, regardless of actual operating performance. In addition, in the past, following periods of volatility in the overall market and the market price of a particular company's securities, securities class action litigation has often been instituted against companies such as these. Moreover, stockholder litigation like this has been filed against MSFT in the past. While MSFT continues to defend such actions, any judgment against MSFT, or any future stockholder litigation could result in substantial costs and a diversion of the management of MSFT's attention and resources. If MSFT trading is halted, trading in Shares of the Fund may be impacted, either temporarily or indefinitely.

MSFT Performance Risk. MSFT may fail to meet its publicly announced guidelines or other expectations about its business, which could cause the price of MSFT to decline. MSFT provides guidance regarding its expected financial and business performance, such as projections regarding sales and production, as well as anticipated future revenues, gross margins, profitability and cash flows. Correctly identifying key factors affecting business conditions and predicting future events is inherently an uncertain process, and the guidance MSFT provides may not ultimately be accurate and has in the past been inaccurate in certain respects, such as the timing of new product manufacturing ramps. The guidance is based on certain assumptions such as those relating to global and local economic conditions, anticipated production and sales volumes (which generally are not linear throughout a given period), average sales prices, supplier and commodity costs, and planned cost reductions. If MSFT's guidance is not accurate or varies from actual results due to its inability to meet the assumptions or the impact on its financial performance that could occur as a result of various risks and uncertainties, the market value of common stock issued by MSFT could decline significantly.

Software Industry Risk. The software industry can be significantly affected by intense competition, aggressive pricing, technological innovations, and product obsolescence. Companies in the software industry are subject to significant competitive pressures, such as aggressive pricing, new market entrants, competition for market share, short product cycles due to an accelerated rate of technological developments and the potential for limited earnings and/or falling profit margins. These companies also face the risks that new services, equipment or technologies will not be accepted by consumers and businesses or will become rapidly obsolete. These factors can affect the profitability of these companies and, as a result, the value of their securities. Also, patent protection is integral to the success of many companies in this industry, and profitability can be affected materially by, among other things, the cost of obtaining (or failing to obtain) patent approvals, the cost of litigating patent infringement and the loss of patent protection for products (which significantly increases pricing pressures and can materially reduce profitability with respect to such products). In addition, many software companies have limited operating histories. Prices of these companies' securities historically have been more volatile than other securities, especially over the short term.

Cloud-Based and Artificial Intelligence Services Risk. MSFT's focus on cloud-based and artificial intelligence ("AI") services presents execution and competitive risks, including the incurring of significant costs to build and maintain infrastructure to support such services. It is uncertain whether MSFT's strategies will continue to attract users or generate the revenue required to succeed and, if MSFT fails to generate sufficient usage of its cloud-based and AI services, revenue may not grow in line with MSFT's investments in the necessary infrastructure and development. This could adversely affect MSFT's operations, financial condition and results of operations.

In addition, there may be instances where AI systems are used in ways that are unintended and inappropriate. Some users may also engage in fraudulent or abusive activities through cloud-based and AI services, such as unauthorized account access, payment fraud, or terms of service violations. MSFT's efforts at detecting and controlling such misuse of its cloud-based and AI services may not be effective and MSFT may incur reputation damage or experience adverse impacts to its business and results of operations.

NFLX Risk. The NFLX Fund invests in options contracts and swaps that are based on the value of NFLX and may also invest directly in NFLX. These investments in options contracts and swaps subject the Fund to certain of the same risks as if it owned shares of NFLX, even though it may not; although at times the Fund may also hold shares of NFLX directly. By virtue of these investments, the Fund may be subject to the following risks:

Indirect Investment in NFLX Risk. Netflix, Inc. is not affiliated with the Trust, the Fund, the Adviser, or their respective affiliates and is not involved with this offering in any way and has no obligation to consider your Shares in taking any corporate actions that might affect the value of Shares. Investors in the Fund will not have voting rights and will not be able to influence management of the company but will be exposed to the performance of NFLX (the underlying stock). Except to the extent the Fund invests directly in NFLX, investors in the Fund will not have rights to receive dividends or other distributions or any other rights with respect to the underlying stock but will be subject to declines in the performance of the underlying stock.

NFLX Trading Risk. The trading price of NFLX may be highly volatile and could continue to be subject to wide fluctuations in response to various factors. The stock market in general, and the market for technology companies in particular, has experienced extreme price and volume fluctuations that have often been unrelated or disproportionate to the operating performance of those companies. In particular, a large proportion of NFLX may be traded by short sellers which may put pressure on the supply and demand for the common stock of Netflix, Inc., further influencing volatility in its market price. Public perception and other factors outside of the control of Netflix, Inc. may additionally impact NFLX's stock price due to Netflix, Inc. garnering a disproportionate degree of public attention, regardless of actual operating performance. In addition, in the past, following periods of volatility in the overall market and the market price of a particular company's securities, securities class action litigation has often been instituted against companies such as these. Moreover, stockholder litigation like this has been filed against Netflix, Inc. in the past. While Netflix, Inc. continues to defend such actions, any judgment against Netflix, Inc., or any future stockholder litigation could result in substantial costs and a diversion of the management of Netflix, Inc.'s attention and resources. If NFLX trading is halted, trading in Shares of the Fund may be impacted, either temporarily or indefinitely.

Netflix, Inc. Performance Risk. Netflix, Inc. may fail to meet its publicly announced guidelines or other expectations about its business, which could cause the price of NFLX to decline. Netflix, Inc. provides guidance regarding its expected financial and business performance, such as projections regarding sales and production, as well as anticipated future revenues, gross margins, profitability and cash flows. Correctly identifying key factors affecting business conditions and predicting future events is inherently an uncertain process, and the guidance Netflix, Inc. provides may not ultimately be accurate and has in the past been inaccurate in certain respects, such as the timing of new product manufacturing ramps. The guidance is based on certain assumptions such as those relating to global and local economic conditions, anticipated production and sales volumes (which generally are not linear throughout a given period), average sales prices, supplier and commodity costs, and planned cost reductions. If Netflix, Inc.'s guidance is not accurate or varies from actual results due to its inability to meet the assumptions or the impact on its financial performance that could occur as a result of various risks and uncertainties, the market value of common stock issued by Netflix, Inc. could decline significantly.

Entertainment Industry Risk. The entertainment industry, which is a separate industry within the communication services sector, is highly competitive and relies on consumer spending and the availability of disposable income for success. The prices of the securities of companies in the entertainment industry may fluctuate widely due to competitive pressures, heavy expenses incurred for research and development of products, problems related to bringing products to market, consumer preferences and rapid obsolescence of products. Legislative or regulatory changes and increased government supervision also may affect companies in the entertainment industry.

NKE Risk. The NKE Fund invests in options contracts and swaps that are based on the value of NKE and may also invest directly in NKE. These investments in options contracts and swaps subject the Fund to certain of the same risks as if it owned shares of NKE, even though it may not; although at times the Fund may also hold shares of NKE directly. By virtue of these investments, the Fund may be subject to the following risks:

Indirect Investment in NKE Risk. NKE is not affiliated with the Trust, the Fund, the Adviser, or their respective affiliates and is not involved with this offering in any way and has no obligation to consider your Shares in taking any corporate actions that might affect the value of Shares. Investors in the Fund will not have voting rights and will not be able to influence the management of NKE but will be exposed to the performance of NKE (the underlying stock). Except to the extent the Fund invests directly in NKE, investors in the Fund will not have rights to receive dividends or other distributions or any other rights with respect to the underlying stock but will be subject to declines in the performance of the underlying stock.

NKE Trading Risk. The trading price of NKE may be highly volatile and could continue to be subject to wide fluctuations in response to various factors. The stock market in general, and the market for retail and apparel companies in particular, has experienced extreme price and volume fluctuations that have often been unrelated or disproportionate to the operating performance of those companies. In particular, a large proportion of NKE may be traded by short sellers which may put pressure on the supply and demand for the Class A common stock of NKE, further influencing volatility in its market price. Public perception and other factors outside of the control of NIKE, Inc. may additionally impact NKE's stock price due to NKE garnering a disproportionate degree of public attention, regardless of actual operating performance. In addition, in the past, following periods of volatility in the overall market and the market price of a particular company's securities, securities class action litigation has often been instituted against companies such as these. Moreover, stockholder litigation like this has been filed against NKE in the past. While NKE continues to defend such actions, any judgment against NKE, or any future stockholder litigation could result in substantial costs and a diversion of the management of NKE's attention and resources. If NKE trading is halted, trading in Shares of the Fund may be impacted, either temporarily or indefinitely.

NKE Performance Risk. NKE may fail to meet its publicly announced guidelines or other expectations about its business, which could cause the price of NKE to decline. NKE provides guidance regarding its expected financial and business performance, such as projections regarding sales and production, as well as anticipated future revenues, gross margins, profitability and cash flows. Correctly identifying key factors affecting business conditions and predicting future events is inherently an uncertain process, and the guidance NKE provides may not ultimately be accurate and has in the past been inaccurate in certain respects, such as the timing of new product manufacturing ramps. The guidance is based on certain assumptions such as those relating to global and local economic conditions, anticipated production and sales volumes (which generally are not linear throughout a given period), average sales prices, supplier and commodity costs, and planned cost reductions. If NKE's guidance is not accurate or varies from actual results due to its inability to meet the assumptions or the impact on its financial performance that could occur as a result of various risks and uncertainties, the market value of common stock issued by NKE could decline significantly.

Athletic Footwear, Apparel and Equipment Industry Risks. The athletic footwear, apparel and equipment industry, including companies like NKE, faces numerous risks. Its success is contingent on rapidly shifting consumer preferences and design trends, linked to the popularity of various sports and fitness activities. The industry is highly competitive globally, not just in terms of product offerings and technology, but also in marketing, customer service, social media presence, and production costs. The competition includes diverse players, from athletic and leisure footwear firms to larger conglomerates with broad product lines. This demands constant innovation and adaptability, with significant risk factors being changes in technology and consumer tastes in athletic and leisure footwear, apparel, and equipment markets. The ability to maintain and enhance brand image and reputation is crucial in this space, relying heavily on marketing efforts, product quality, and innovation. Failure to meet these objectives or tarnish of brand reputation due to negative publicity or legal actions, founded or unfounded, can lead to a decrease in long-term consumer demand. The increasing importance of social media and digital platforms further intensifies these risks, as any adverse comments or posts can inflict serious damage to the brand image, potentially affecting sales, financial condition, and operational results.

Tariff and Import/Export Regulations Risk. Changes in the import and export policies of the U.S. government or other countries, including trade restrictions, sanctions and countersanctions, increased tariffs or quotas, trade agreement enforcement practices, embargoes or safeguards, could require NKE to change the way it conducts business and adversely affect its result of operations. In addition, changes or proposed changes in laws and policies governing foreign trade, manufacturing, development and investment in the territories or countries where NKE currently sells its products could adversely affect NKE's business, including increased cost of sales. Changes or proposed changes in U.S. or other countries' trade policies have resulted and may further result in restrictions and economic disincentives on international trade. Tariffs and other changes in U.S. trade policy have in the past and could in the future trigger retaliatory actions by affected countries, and protectionist trends in the United States or in other countries could affect the trade environment.

NVDA Risk. The NVDA Fund invests in options contracts and swaps that are based on the value of NVDA and may also invest directly in NVDA. These investments in options contracts and swaps subject the Fund to certain of the same risks as if it owned shares of NVDA, even though it may not; although at times the Fund may also hold shares of NVDA directly. By virtue of these investments, the Fund may be subject to the following risks:

Indirect Investment in NVDA Risk. NVIDIA Corporation is not affiliated with the Trust, the Fund, the Adviser, or their respective affiliates and is not involved with this offering in any way and has no obligation to consider your Shares in taking any corporate actions that might affect the value of Shares. Investors in the Fund will not have voting rights and will not be able to influence management of the company but will be exposed to the performance of NVDA (the underlying stock). Except to the extent the Fund invests directly in NVDA, investors in the Fund will not have rights to receive dividends or other distributions or any other rights with respect to the underlying stock but will be subject to declines in the performance of the underlying stock.

NVDA Trading Risk. The trading price of NVDA may be highly volatile and could continue to be subject to wide fluctuations in response to various factors. The stock market in general, and the market for technology companies in particular, has experienced extreme price and volume fluctuations that have often been unrelated or disproportionate to the operating performance of those companies. In particular, a large proportion of NVDA may be traded by short sellers which may put pressure on the supply and demand for the common stock of NVIDIA Corporation, further influencing volatility in its market price. Public perception and other factors outside of the control of NVIDIA Corporation may additionally impact NVDA's stock price due to NVIDIA Corporation garnering a disproportionate degree of public attention, regardless of actual operating performance. In addition, in the past, following periods of volatility in the overall market and the market price of a particular company's securities, securities class action litigation has often been instituted against companies such as these. Moreover, stockholder litigation like this has been filed against NVIDIA Corporation in the past. While NVIDIA Corporation continues to defend such actions, any judgment against NVIDIA Corporation, or any future stockholder litigation could result in substantial costs and a diversion of the management of NVIDIA Corporation's attention and resources. If NVDA trading is halted, trading in Shares of the Fund may be impacted, either temporarily or indefinitely.

NVIDIA Corporation Performance Risk. NVIDIA Corporation may fail to meet its publicly announced guidelines or other expectations about its business, which could cause the price of NVDA to decline. NVIDIA Corporation provides guidance regarding its expected financial and business performance, such as projections regarding sales and production, as well as anticipated future revenues, gross margins, profitability and cash flows. Correctly identifying key factors affecting business conditions and predicting future events is inherently an uncertain process, and the guidance NVIDIA Corporation provides may not ultimately be accurate and has in the past been inaccurate in certain respects, such as the timing of new product manufacturing ramps. The guidance is based on certain assumptions such as those relating to global and local economic conditions, anticipated production and sales volumes (which generally are not linear throughout a given period), average sales prices, supplier and commodity costs, and planned cost reductions. If NVIDIA Corporation's guidance is not accurate or varies from actual results due to its inability to meet the assumptions or the impact on its financial performance that could occur as a result of various risks and uncertainties, the market value of common stock issued by NVIDIA Corporation could decline significantly.

NVDA's accelerated computing platforms address four large markets: Gaming, Data Center, Professional Visualization, and Automotive. These markets experience rapid changes in technology, customer requirements, new product introductions and enhancements, and industry standards.

Information Technology Companies Risk. Information technology companies face intense competition, both domestically and internationally, which may have an adverse effect on profit margins. Like other technology companies, information technology companies may have limited product lines, markets, financial resources or personnel. The products of information technology companies may face obsolescence due to rapid technological developments, frequent new product introduction, unpredictable changes in growth rates and competition for the services of qualified personnel. Companies in the information technology sector are heavily dependent on patent and intellectual property rights. The loss or impairment of these rights may adversely affect the profitability of these companies. Information technology companies are facing increased government and regulatory scrutiny and may be subject to adverse government or regulatory action.

Semiconductor Company Risk. Competitive pressures may have a significant effect on the financial condition of semiconductor companies and, as product cycles shorten and manufacturing capacity increases, these companies may become increasingly subject to aggressive pricing, which hampers profitability. Reduced demand for end-user products, underutilization of manufacturing capacity, and other factors could adversely impact the operating results of companies in the semiconductor sector. Semiconductor companies typically face high capital costs and may be heavily dependent on intellectual property rights. The semiconductor sector is highly cyclical, which may cause the operating results of many semiconductor companies to vary significantly. The stock prices of companies in the semiconductor sector have been and likely will continue to be extremely volatile.

ORCL Risk. The ORCL Fund invests in options contracts and swaps that are based on the value of ORCL and may also invest directly in ORCL. These investments in options contracts and swaps subject the Fund to certain of the same risks as if it owned shares of ORCL, even though it may not; although at times the Fund may also hold shares of ORCL directly. By virtue of these investments, the Fund may be subject to the following risks:

Indirect Investment in ORCL Risk. ORCL is not affiliated with the Trust, the Fund, the Adviser, or their respective affiliates and is not involved with this offering in any way and has no obligation to consider your Shares in taking any corporate actions that might affect the value of Shares. Investors in the Fund will not have voting rights and will not be able to influence the management of ORCL but will be exposed to the performance of ORCL (the underlying stock). Except to the extent the Fund invests directly in ORCL, investors in the Fund will not have rights to receive dividends or other distributions or any other rights with respect to the underlying stock but will be subject to declines in the performance of the underlying stock.

ORCL Trading Risk. The trading price of ORCL may be highly volatile and could continue to be subject to wide fluctuations in response to various factors. The stock market in general, and the market for technology companies in particular, has experienced extreme price and volume fluctuations that have often been unrelated or disproportionate to the operating performance of those companies. In particular, a large proportion of ORCL may be traded by short sellers which may put pressure on the supply and demand for the common stock of ORCL, further influencing volatility in its market price. Public perception and other factors outside of the control of ORCL may additionally impact ORCL's stock price due to ORCL garnering a disproportionate degree of public attention, regardless of actual operating performance. In addition, in the past, following periods of volatility in the overall market and the market price of a particular company's securities, securities class action litigation has often been instituted against companies such as these. Moreover, stockholder litigation like this has been filed against ORCL in the past. While ORCL continues to defend such actions, any judgment against ORCL, or any future stockholder litigation could result in substantial costs and a diversion of the management of ORCL's attention and resources. If ORCL trading is halted, trading in Shares of the Fund may be impacted, either temporarily or indefinitely.

ORCL Performance Risk. ORCL may fail to meet its publicly announced guidelines or other expectations about its business, which could cause the price of ORCL to decline. ORCL provides guidance regarding its expected financial and business performance, such as projections regarding sales and production, as well as anticipated future revenues, gross margins, profitability and cash flows. Correctly identifying key factors affecting business conditions and predicting future events is inherently an uncertain process, and the guidance ORCL provides may not ultimately be accurate and has in the past been inaccurate in certain respects, such as the timing of new product manufacturing ramps. The guidance is based on certain assumptions such as those relating to global and local economic conditions, anticipated production and sales volumes (which generally are not linear throughout a given period), average sales prices, supplier and commodity costs, and planned cost reductions. If ORCL's guidance is not accurate or varies from actual results due to its inability to meet the assumptions or the impact on its financial performance that could occur as a result of various risks and uncertainties, the market value of common stock issued by ORCL could decline significantly.

Information Technology Companies Risk. Information technology companies face intense competition, both domestically and internationally, which may have an adverse effect on profit margins. Like other technology companies, information technology companies may have limited product lines, markets, financial resources or personnel. The products of information technology companies may face obsolescence due to rapid technological developments, frequent new product introduction, unpredictable changes in growth rates and competition for the services of qualified personnel. Companies in the information technology sector are heavily dependent on patent and intellectual property rights. The loss or impairment of these rights may adversely affect the profitability of these companies. Information technology companies are facing increased government and regulatory scrutiny and may be subject to adverse government or regulatory action.

Software Industry Risk. The software industry can be significantly affected by intense competition, aggressive pricing, technological innovations, and product obsolescence. Companies in the software industry are subject to significant competitive pressures, such as aggressive pricing, new market entrants, competition for market share, short product cycles due to an accelerated rate of technological developments and the potential for limited earnings and/or falling profit margins. These companies also face the risks that new services, equipment or technologies will not be accepted by consumers and businesses or will become rapidly obsolete. These factors can affect the profitability of these companies and, as a result, the value of their securities. Also, patent protection is integral to the success of many companies in this industry, and profitability can be affected materially by, among other things, the cost of obtaining (or failing to obtain) patent approvals, the cost of litigating patent infringement and the loss of patent protection for products (which significantly increases pricing pressures and can materially reduce profitability with respect to such products). In addition, many software companies have limited operating histories. Prices of these companies' securities historically have been more volatile than other securities, especially over the short term.

Artificial Intelligence Risk. Machine learning and artificial intelligence ("AI"), including generative AI, agentic AI and LLMs, are increasingly driving innovations in technology, and AI technology and services are highly competitive and rapidly evolving. If ORCL is unable to introduce new AI products or if its AI products fail to operate as anticipated or as well as competing products or otherwise do not meet customer needs, or if ORCL's competitors' AI products achieve higher market acceptance, ORCL may fail to recoup its investments in AI and its business and reputation may be harmed. In addition, AI technologies are rapidly changing and present evolving legal, regulatory and ethical issues, as well as sometimes unpredictable behaviors or improper use of copyrighted or protected materials, such as personal information, any of which could expose ORCL or its customers to reputational or legal risk and inhibit adoption of its AI products.

PYPL Risk. The PYPL Fund invests in options contracts and swaps that are based on the value of PYPL and may also invest directly in PYPL. These investments in options contracts and swaps subject the Fund to certain of the same risks as if it owned shares of PYPL, even though it may not; although at times the Fund may also hold shares of PYPL directly. By virtue of these investments, the Fund may be subject to the following risks:

Indirect Investment in PYPL Risk. PYPL is not affiliated with the Trust, the Fund, the Adviser, or their respective affiliates and is not involved with this offering in any way and has no obligation to consider your Shares in taking any corporate actions that might affect the value of Shares. Investors in the Fund will not have voting rights and will not be able to influence management of PYPL but will be exposed to the performance of PYPL (the underlying stock). Except to the extent the Fund invests directly in PYPL, investors in the Fund will not have rights to receive dividends or other distributions or any other rights with respect to the underlying stock but will be subject to declines in the performance of the underlying stock.

PYPL Trading Risk. The trading price of PYPL may be highly volatile and could continue to be subject to wide fluctuations in response to various factors. The stock market in general, and the market for technology companies in particular, has experienced extreme price and volume fluctuations that have often been unrelated or disproportionate to the operating performance of those companies. In particular, a large proportion of PYPL may be traded by short sellers which may put pressure on the supply and demand for the Class A common stock of PYPL, further influencing volatility in its market price. Public perception and other factors outside of the control of PYPL may additionally impact GOOG's stock price due to PYPL garnering a disproportionate degree of public attention, regardless of actual operating performance. In addition, in the past, following periods of volatility in the overall market and the market price of a particular company's securities, securities class action litigation has often been instituted against companies such as these. Moreover, stockholder litigation like this has been filed against PYPL in the past. While PYPL continues to defend such actions, any judgment against PYPL, or any future stockholder litigation could result in substantial costs and a diversion of the management of PYPL's attention and resources. If PYPL trading is halted, trading in Shares of the Fund may be impacted, either temporarily or indefinitely.

Transaction and Payment Processing Industry Risks. Investing in the transaction and payment processing industry entails several risks. Cyberattacks and security vulnerabilities pose a significant threat, potentially leading to severe damage. Business interruptions or system failures can disrupt company operations, impacting its websites, applications, products, and services. Intense competition, changes in payment card networks or bank fees, and reliance on third-parties contribute to operational risks. Transaction and payment processing companies must continuously adapt to technological developments to offer innovative products and services, as failure to do so may result in declining product usage and revenues. The company is subject to extensive government regulation and compliance requirements, with potential consequences for non-compliance, including significant costs, liabilities, and the need for additional licenses or regulatory approvals. Regional regulations and licensing requirements add complexity, particularly in markets such as the European Economic Area and the United Kingdom, where specific obligations and potential enforcement actions exist. The evolving regulatory landscape and uncertainties surrounding cryptocurrency regulations introduce further risks, potentially leading to additional regulations, licensing requirements, and the need to modify or discontinue cryptocurrency offerings. Transaction and payment processing companies' lending activities are subject to federal and state laws, with increasing regulatory focus on consumer lending potentially leading to policy and operational changes. Compliance with privacy and data protection laws is crucial to avoid fines, penalties, and reputational harm. Lastly, a transaction and payment processing company's international operations expose the company to regulatory scrutiny and global economic conditions.

Financial Services Industry Risk. Financial services companies are subject to extensive governmental regulation which may limit both the amounts and types of loans and other financial commitments they can make, the interest rates and fees they can charge, the scope of their activities, the prices they can charge and the amount of capital they must maintain. Profitability is largely dependent on the availability and cost of capital funds and can fluctuate significantly when interest rates change or due to increased competition. In addition, deterioration of the credit markets generally may cause an adverse impact in a broad range of markets, including U.S. and international credit and interbank money markets generally, thereby affecting a wide range of financial institutions and markets. Certain events in the financial industry may cause an unusually high degree of volatility in the financial markets, both domestic and foreign, and cause certain financial services companies to incur large losses. Securities of financial services companies may experience a dramatic decline in value when such companies experience substantial declines in the valuations of their assets, take action to raise capital (such as the issuance of debt or equity securities), or cease operations. Credit losses resulting from financial difficulties of borrowers and financial losses associated with investment activities can negatively impact the industry. Insurance companies may be subject to severe price competition. Adverse economic, business or political developments could adversely affect financial institutions engaged in mortgage finance or other lending or investing activities directly or indirectly connected to the value of real estate.

ROKU Risk. The ROKU Fund invests in options contracts and swaps that are based on the value of ROKU and may also invest directly in ROKU. These investments in options contracts and swaps subject the Fund to certain of the same risks as if it owned shares of ROKU, even though it may not; although at times the Fund may also hold shares of ROKU directly. By virtue of these investments, the Fund may be subject to the following risks:

Indirect Investment in ROKU Risk. ROKU is not affiliated with the Trust, the Fund, the Adviser, or their respective affiliates and is not involved with this offering in any way and has no obligation to consider your Shares in taking any corporate actions that might affect the value of Shares. Investors in the Fund will not have voting rights and will not be able to influence the management of ROKU but will be exposed to the performance of ROKU (the underlying stock). Except to the extent the Fund invests directly in ROKU, investors in the Fund will not have rights to receive dividends or other distributions or any other rights with respect to the underlying stock but will be subject to declines in the performance of the underlying stock.

ROKU Trading Risk. The trading price of ROKU may exhibit high volatility and could continue to experience wide fluctuations due to various factors. The stock market at large, and the market for entertainment companies specifically, has seen extreme price and volume fluctuations often unrelated or disproportionate to the operating performance of these entities. Notably, a sizable proportion of ROKU shares may be traded by short sellers, potentially impacting the supply and demand for ROKU's common stock and further influencing volatility in its market price. Public perception and other external factors beyond ROKU's control may also impact ROKU's stock price, especially given ROKU attracting a disproportionate degree of public attention, irrespective of actual operating performance. Furthermore, in the past, following periods of market volatility and fluctuation in a company's stock price, securities class action litigation has often been initiated against such companies. Similar stockholder litigation has been filed against ROKU previously. While ROKU continues to defend against such actions, any adverse judgment, or any future stockholder litigation could result in substantial costs and divert the management of ROKU's focus and resources. In the event trading of ROKU is halted, trading in shares of the Fund may be affected, either temporarily or indefinitely.

ROKU Performance Risk. ROKU may fail to meet its publicly announced guidelines or other expectations about its business, which could cause the price of ROKU to decline. ROKU provides guidance regarding its expected financial and business performance, such as projections regarding sales and production, as well as anticipated future revenues, gross margins, profitability and cash flows. Correctly identifying key factors affecting business conditions and predicting future events is inherently an uncertain process, and the guidance ROKU provides may not ultimately be accurate and has in the past been inaccurate in certain respects, such as the timing of new product manufacturing ramps. The guidance is based on certain assumptions such as those relating to global and local economic conditions, anticipated production and sales volumes (which generally are not linear throughout a given period), average sales prices, supplier and commodity costs, and planned cost reductions. If ROKU's guidance is not accurate or varies from actual results due to its inability to meet the assumptions or the impact on its financial performance that could occur as a result of various risks and uncertainties, the market value of common stock issued by ROKU could decline significantly.

Entertainment Industry Risk: The entertainment industry, which is a separate industry within the communication services sector, is highly competitive and relies on consumer spending and the availability of disposable income for success. The prices of the securities of companies in the entertainment industry may fluctuate widely due to competitive pressures, heavy expenses incurred for research and development of products, problems related to bringing products to market, consumer preferences and rapid obsolescence of products. Legislative or regulatory changes and increased government supervision also may affect companies in the entertainment industry.

SNOW Risk. The SNOW Fund invests in options contracts and swaps that are based on the value of SNOW and may also invest directly in SNOW. These investments in options contracts and swaps subject the Fund to certain of the same risks as if it owned shares of SNOW, even though it may not; although at times the Fund may also hold shares of SNOW directly. By virtue of these investments, the Fund may be subject to the following risks:

Indirect Investment in SNOW Risk. SNOW is not affiliated with the Trust, the Fund, the Adviser, or their respective affiliates and is not involved with this offering in any way and has no obligation to consider your Shares in taking any corporate actions that might affect the value of Shares. Investors in the Fund will not have voting rights and will not be able to influence the management of SNOW but will be exposed to the performance of SNOW (the underlying stock). Except to the extent the Fund invests directly in SNOW, investors in the Fund will not have rights to receive dividends or other distributions or any other rights with respect to the underlying stock but will be subject to declines in the performance of the underlying stock.

SNOW Trading Risk. The trading price of SNOW may be highly volatile and could continue to be subject to wide fluctuations in response to various factors. The stock market in general, and the market for technology companies in particular, has experienced extreme price and volume fluctuations that have often been unrelated or disproportionate to the operating performance of those companies. In particular, a large proportion of SNOW may be traded by short sellers which may put pressure on the supply and demand for the common stock of SNOW, further influencing volatility in its market price. Public perception and other factors outside of the control of SNOW may additionally impact SNOW's stock price due to SNOW garnering a disproportionate degree of public attention, regardless of actual operating performance. In addition, in the past, following periods of volatility in the overall market and the market price of a particular company's securities, securities class action litigation has often been instituted against companies such as these. Moreover, stockholder litigation like this has been filed against SNOW in the past. While SNOW continues to defend such actions, any judgment against SNOW, or any future stockholder litigation could result in substantial costs and a diversion of the management of SNOW's attention and resources. If SNOW trading is halted, trading in Shares of the Fund may be impacted, either temporarily or indefinitely.

SNOW Performance Risk. SNOW may fail to meet its publicly announced guidelines or other expectations about its business, which could cause the price of SNOW to decline. SNOW provides guidance regarding its expected financial and business performance, such as projections regarding sales and production, as well as anticipated future revenues, gross margins, profitability and cash flows. Correctly identifying key factors affecting business conditions and predicting future events is inherently an uncertain process, and the guidance SNOW provides may not ultimately be accurate and has in the past been inaccurate in certain respects, such as the timing of new product manufacturing ramps. The guidance is based on certain assumptions such as those relating to global and local economic conditions, anticipated production and sales volumes (which generally are not linear throughout a given period), average sales prices, supplier and commodity costs, and planned cost reductions. If SNOW's guidance is not accurate or varies from actual results due to its inability to meet the assumptions or the impact on its financial performance that could occur as a result of various risks and uncertainties, the market value of common stock issued by SNOW could decline significantly.

Information Technology Services Industry Risk. The information technology services industry can be significantly affected by intense competition, aggressive pricing, technological innovations, and product obsolescence. Companies in the information technology services industry are subject to significant competitive pressures, such as aggressive pricing, new market entrants, competition for market share, short product cycles due to an accelerated rate of technological developments and the potential for limited earnings and/or falling profit margins. These companies also face the risks that new services, equipment or technologies will not be accepted by consumers and businesses or will become rapidly obsolete. These factors can affect the profitability of these companies and, as a result, the value of their securities. Also, patent protection is integral to the success of many companies in this industry, and profitability can be affected materially by, among other things, the cost of obtaining (or failing to obtain) patent approvals, the cost of litigating patent infringement and the loss of patent protection for products (which significantly increases pricing pressures and can materially reduce profitability with respect to such products). In addition, many software companies have limited operating histories. Prices of these companies' securities historically have been more volatile than other securities, especially over the short term.

Artificial Intelligence Risk. SNOW is investing significantly in artificial intelligence ("AI") technology. Its competitors are pursuing similar opportunities and may, as a result of greater resources, branding or otherwise, develop, adopt and implement AI technology faster or more successfully than SNOW does, which could impair its ability to compete effectively and adversely affect its business, financial condition and results of operations. In addition, the legal and regulatory landscape applicable to AI technology is uncertain and is evolving rapidly, which may result in new and enhanced governmental or regulatory scrutiny, litigation, confidentiality, privacy or security risks, ethical concerns, legal liability or other complications that could adversely affect SNOW's business, reputation or financial condition, or results of operations.

XYZ Risk. The XYZ Fund invests in options contracts and swaps that are based on the value of XYZ and may also invest directly in XYZ. These investments in options contracts and swaps subject the Fund to certain of the same risks as if it owned shares of XYZ, even though it may not; although at times the Fund may also hold shares of XYZ directly. By virtue of these investments, the Fund may be subject to the following risks:

Indirect Investment in XYZ Risk. Block, Inc. is not affiliated with the Trust, the Fund, the Adviser, or their respective affiliates and is not involved with this offering in any way and has no obligation to consider your Shares in taking any corporate actions that might affect the value of Shares. Investors in the Fund will not have voting rights and will not be able to influence management of the company but will be exposed to the performance of XYZ (the underlying stock). Except to the extent the Fund invests directly in XYZ, investors in the Fund will not have rights to receive dividends or other distributions or any other rights with respect to the underlying stock but will be subject to declines in the performance of the underlying stock.

XYZ Trading Risk. The trading price of XYZ may be highly volatile and could continue to be subject to wide fluctuations in response to various factors. The stock market in general, and the market for technology companies in particular, has experienced extreme price and volume fluctuations that have often been unrelated or disproportionate to the operating performance of those companies. In particular, a large proportion of XYZ may be traded by short sellers which may put pressure on the supply and demand for the common stock of Block, Inc., further influencing volatility in its market price. Public perception and other factors outside of the control of Block, Inc. may additionally impact XYZ's stock price due to Block, Inc. garnering a disproportionate degree of public attention, regardless of actual operating performance. In addition, in the past, following periods of volatility in the overall market and the market price of a particular company's securities, securities class action litigation has often been instituted against companies such as these. Moreover, stockholder litigation like this has been filed against Block, Inc. in the past. While Block, Inc. continues to defend such actions, any judgment against Block, Inc., or any future stockholder litigation could result in substantial costs and a diversion of the management of Block, Inc.'s attention and resources. If XYZ trading is halted, trading in Shares of the Fund may be impacted, either temporarily or indefinitely.

Block, Inc. Performance Risk. Block, Inc. may fail to meet its publicly announced guidelines or other expectations about its business, which could cause the price of XYZ to decline. Block, Inc. provides guidance regarding its expected financial and business performance, such as projections regarding sales and production, as well as anticipated future revenues, gross margins, profitability and cash flows. Correctly identifying key factors affecting business conditions and predicting future events is inherently an uncertain process, and the guidance Block, Inc. provides may not ultimately be accurate and has in the past been inaccurate in certain respects, such as the timing of new product manufacturing ramps. The guidance is based on certain assumptions such as those relating to global and local economic conditions, anticipated production and sales volumes (which generally are not linear throughout a given period), average sales prices, supplier and commodity costs, and planned cost reductions. If Block, Inc.'s guidance is not accurate or varies from actual results due to its inability to meet the assumptions or the impact on its financial performance that could occur as a result of various risks and uncertainties, the market value of common stock issued by Block, Inc. could decline significantly.

Software Industry Risk. The software industry can be significantly affected by intense competition, aggressive pricing, technological innovations, and product obsolescence. Companies in the software industry are subject to significant competitive pressures, such as aggressive pricing, new market entrants, competition for market share, short product cycles due to an accelerated rate of technological developments and the potential for limited earnings and/or falling profit margins. These companies also face the risks that new services, equipment or technologies will not be accepted by consumers and businesses or will become rapidly obsolete. These factors can affect the profitability of these companies and, as a result, the value of their securities. Also, patent protection is integral to the success of many companies in this industry, and profitability can be affected materially by, among other things, the cost of obtaining (or failing to obtain) patent approvals, the cost of litigating patent infringement and the loss of patent protection for products (which significantly increases pricing pressures and can materially reduce profitability with respect to such products). In addition, many software companies have limited operating histories. Prices of these companies' securities historically have been more volatile than other securities, especially over the short term.

Financial Services Industry Risk. Financial services companies are subject to extensive governmental regulation which may limit both the amounts and types of loans and other financial commitments they can make, the interest rates and fees they can charge, the scope of their activities, the prices they can charge and the amount of capital they must maintain. Profitability is largely dependent on the availability and cost of capital funds and can fluctuate significantly when interest rates change or due to increased competition. In addition, deterioration of the credit markets generally may cause an adverse impact in a broad range of markets, including U.S. and international credit and interbank money markets generally, thereby affecting a wide range of financial institutions and markets. Certain events in the financial industry may cause an unusually high degree of volatility in the financial markets, both domestic and foreign, and cause certain financial services companies to incur large losses. Securities of financial services companies may experience a dramatic decline in value when such companies experience substantial declines in the valuations of their assets, take action to raise capital (such as the issuance of debt or equity securities), or cease operations. Credit losses resulting from financial difficulties of borrowers and financial losses associated with investment activities can negatively impact the industry. Insurance companies may be subject to severe price competition. Adverse economic, business or political developments could adversely affect financial institutions engaged in mortgage finance or other lending or investing activities directly or indirectly connected to the value of real estate.

Transaction and Payment Processing Industry Risks. Investing in the transaction and payment processing industry entails several risks. Cyberattacks and security vulnerabilities pose a significant threat, potentially leading to severe damage. Business interruptions or system failures can disrupt company operations, impacting its websites, applications, products, and services. Intense competition, changes in payment card networks or bank fees, and reliance on third-parties contribute to operational risks. Transaction and payment processing companies must continuously adapt to technological developments to offer innovative products and services, as failure to do so may result in declining product usage and revenues. The company is subject to extensive government regulation and compliance requirements, with potential consequences for non-compliance, including significant costs, liabilities, and the need for additional licenses or regulatory approvals. Regional regulations and licensing requirements add complexity, particularly in markets such as the European Economic Area and the United Kingdom, where specific obligations and potential enforcement actions exist. The evolving regulatory landscape and uncertainties surrounding cryptocurrency regulations introduce further risks, potentially leading to additional regulations, licensing requirements, and the need to modify or discontinue cryptocurrency as a payment option or otherwise. Transaction and payment processing companies' lending activities are subject to federal and state laws, with increasing regulatory focus on consumer lending potentially leading to policy and operational changes. Compliance with privacy and data protection laws is crucial to avoid fines, penalties, and reputational harm. Lastly, a transaction and payment processing company's international operations expose the company to regulatory scrutiny and global economic conditions.

TGT Risk. The TGT Fund invests in options contracts and swaps that are based on the value of TGT and may also invest directly in TGT. These investments in options contracts and swaps subject the Fund to certain of the same risks as if it owned shares of TGT, even though it may not; although at times the Fund may also hold shares of TGT directly. By virtue of these investments, the Fund may be subject to the following risks:

Indirect Investment in TGT Risk. TGT is not affiliated with the Trust, the Fund, the Adviser, or their respective affiliates and is not involved with this offering in any way and has no obligation to consider your Shares in taking any corporate actions that might affect the value of Shares. Investors in the Fund will not have voting rights and will not be able to influence the management of TGT but will be exposed to the performance of TGT (the underlying stock). Except to the extent the Fund invests directly in TGT, investors in the Fund will not have rights to receive dividends or other distributions or any other rights with respect to the underlying stock but will be subject to declines in the performance of the underlying stock.

TGT Trading Risk. The trading price of TGT may be highly volatile and could continue to be subject to wide fluctuations in response to various factors. The stock market in general, and the market for retail companies in particular, has experienced extreme price and volume fluctuations that have often been unrelated or disproportionate to the operating performance of those companies. In particular, a large proportion of TGT may be traded by short sellers which may put pressure on the supply and demand for the common stock of TGT, further influencing volatility in its market price. Public perception and other factors outside of the control of TGT may additionally impact TGT's stock price due to TGT garnering a disproportionate degree of public attention, regardless of actual operating performance. In addition, in the past, following periods of volatility in the overall market and the market price of a particular company's securities, securities class action litigation has often been instituted against companies such as these. Moreover, stockholder litigation like this has been filed against TGT in the past. While TGT continues to defend such actions, any judgment against TGT, or any future stockholder litigation could result in substantial costs and a diversion of the management of TGT's attention and resources. If TGT trading is halted, trading in Shares of the Fund may be impacted, either temporarily or indefinitely.

TGT Performance Risk. TGT may fail to meet its publicly announced guidelines or other expectations about its business, which could cause the price of TGT to decline. TGT provides guidance regarding its expected financial and business performance, such as projections regarding sales and production, as well as anticipated future revenues, gross margins, profitability and cash flows. Correctly identifying key factors affecting business conditions and predicting future events is inherently an uncertain process, and the guidance TGT provides may not ultimately be accurate and has in the past been inaccurate in certain respects, such as the timing of new product manufacturing ramps. The guidance is based on certain assumptions such as those relating to global and local economic conditions, anticipated production and sales volumes (which generally are not linear throughout a given period), average sales prices, supplier and commodity costs, and planned cost reductions. If TGT's guidance is not accurate or varies from actual results due to its inability to meet the assumptions or the impact on its financial performance that could occur as a result of various risks and uncertainties, the market value of common stock issued by TGT could decline significantly.

Consumer Staples Distribution Industry Risk. The consumer staples distribution industry is exposed to a number of risks that could potentially impact its performance. A key risk factor is economic fluctuation; in times of economic downturn, consumers tend to cut back on spending, which can lead to decreased revenues. Conversely, during prosperous periods, consumers may shift towards higher-end retail outlets, again affecting the industry's sales. Moreover, the industry faces intense competition, both from traditional brick-and-mortar stores and from e-commerce platforms, which can influence pricing strategies and profit margins. Operational risks, such as supply chain disruptions or increases in operating costs like wages or rent, can also impact profitability. Further, changes in consumer preferences and demands, including trends towards online shopping and sustainable or ethical products, pose ongoing challenges. Regulatory changes and compliance requirements represent additional risk factors. In addition, reputational damage from issues such as poor customer service or product quality can affect customer loyalty and long-term success.

TSLA Risk. The TSLA Fund invests in options contracts and swaps that are based on the value of TSLA and may also invest directly in TSLA. These investments in options contracts and swaps subject the Fund to certain of the same risks as if it owned shares of TSLA, even though it may not; although at times the Fund may also hold shares of TSLA directly. By virtue of these investments, the Fund may be subject to the following risks:

Indirect Investment in TSLA Risk. Tesla, Inc. is not affiliated with the Trust, the Fund, the Adviser, or their respective affiliates and is not involved with this offering in any way and has no obligation to consider your Shares in taking any corporate actions that might affect the value of Shares. Investors in the Fund will not have voting rights and will not be able to influence management of the company but will be exposed to the performance of TSLA (the underlying stock). Except to the extent the Fund invests directly in TSLA, investors in the Fund will not have rights to receive dividends or other distributions or any other rights with respect to the underlying stock but will be subject to declines in the performance of the underlying stock.

TSLA Trading Risk. The trading price of TSLA may be highly volatile and could continue to be subject to wide fluctuations in response to various factors. The stock market in general, and the market for automotive companies in particular, has experienced extreme price and volume fluctuations that have often been unrelated or disproportionate to the operating performance of those companies. In particular, a large proportion of TSLA may be traded by short sellers which may put pressure on the supply and demand for the common stock of Tesla, Inc., further influencing volatility in its market price. Public perception and other factors outside of the control of Tesla, Inc. may additionally impact TSLA's stock price due to Tesla, Inc. garnering a disproportionate degree of public attention, regardless of actual operating performance. In addition, in the past, following periods of volatility in the overall market and the market price of a particular company's securities, securities class action litigation has often been instituted against companies such as these. Moreover, stockholder litigation like this has been filed against Tesla, Inc. in the past. While Tesla, Inc. continues to defend such actions, any judgment against Tesla, Inc., or any future stockholder litigation could result in substantial costs and a diversion of the management of Tesla, Inc.'s attention and resources. If TSLA trading is halted, trading in Shares of the Fund may be impacted, either temporarily or indefinitely.

Tesla, Inc. Performance Risk. Tesla, Inc. may fail to meet its publicly announced guidelines or other expectations about its business, which could cause the price of TSLA to decline. Tesla, Inc. provides guidance regarding its expected financial and business performance, such as projections regarding sales and production, as well as anticipated future revenues, gross margins, profitability and cash flows. Correctly identifying key factors affecting business conditions and predicting future events is inherently an uncertain process, and the guidance Tesla, Inc. provides may not ultimately be accurate and has in the past been inaccurate in certain respects, such as the timing of new product manufacturing ramps. The guidance is based on certain assumptions such as those relating to global and local economic conditions, anticipated production and sales volumes (which generally are not linear throughout a given period), average sales prices, supplier and commodity costs, and planned cost reductions. If Tesla, Inc.'s guidance is not accurate or varies from actual results due to its inability to meet the assumptions or the impact on its financial performance that could occur as a result of various risks and uncertainties, the market value of common stock issued by Tesla, Inc. could decline significantly.

Electric Vehicles Risk. The future growth and success of Tesla, Inc. are dependent upon consumers' demand for electric vehicles, and specifically, its vehicles in an automotive industry that is generally competitive, cyclical and volatile. If the market for electric vehicles in general and Tesla, Inc. vehicles in particular does not develop as Tesla, Inc. expects, develops more slowly than it expects, or if demand for its vehicles decreases in its markets or its vehicles compete with each other, the business, prospects, financial condition and operating results of Tesla, Inc. may be harmed. Tesla, Inc. is still at an earlier stage of development and have limited resources and production relative to established competitors that offer internal combustion engine vehicles. In addition, electric vehicles still comprise a small percentage of overall vehicle sales. As a result, the market for Tesla, Inc. vehicles could be negatively affected by numerous factors, such as: (i) perceptions about electric vehicle features, quality, safety, performance and cost; (ii) perceptions about the limited range over which electric vehicles may be driven on a single battery charge, and access to charging facilities; (iii) competition, including from other types of alternative fuel vehicles, plug-in hybrid electric vehicles and high fuel-economy internal combustion engine vehicles; (iv) volatility in the cost of oil and gasoline, such as wide fluctuations in crude oil prices; (v) government regulations and economic incentives; and (vi) concerns about the future viability of Tesla, Inc. Finally, the target demographics for Tesla, Inc. vehicles are highly competitive. Sales of vehicles in the automotive industry tend to be cyclical in many markets, which may expose Tesla, Inc. to further volatility.

Automotive Companies Risk. The automotive industry can be highly cyclical, and companies in the industry may suffer periodic operating losses. Automotive companies can be significantly affected by labor relations, fluctuating component prices and supplier disruptions. Developments in automotive technologies (e.g., autonomous vehicle technologies) may require significant capital expenditures that may not generate profits for several years, if ever. Automotive companies may be significantly subject to government policies and regulations regarding imports and exports of automotive products. Governmental policies affecting the automotive industry, such as taxes, tariffs, duties, subsidies, and import and export restrictions on automotive products can influence industry profitability. In addition, such companies must comply with environmental laws and regulations, for which there may be severe consequences for non-compliance. While most of the major automotive manufacturers are large companies, certain others may be non-diversified in both product line and customer base and may be more vulnerable to certain events that may negatively impact the automotive industry.

Elon Musk's Influence on TSLA Risk. The Fund's performance is closely tied to the stock price of TSLA, which may be significantly impacted by the actions, decisions, and public statements of its CEO, Elon Musk. His social media activity, interviews, and public remarks have historically caused sharp volatility in TSLA's stock price and have, at times, resulted in regulatory scrutiny and legal proceedings. Additionally, Mr. Musk's leadership decisions, including strategic shifts or changes in Tesla's business model, could introduce uncertainty. His involvement in multiple high-profile ventures, such as SpaceX and X (formerly Twitter), may also raise concerns about his focus on Tesla. Furthermore, any potential reduction in his role or departure from Tesla could negatively affect investor sentiment. Given Mr. Musk's influence, TSLA's valuation may be subject to sudden and unpredictable changes, which could materially impact the Fund's performance.

XOM Risk. The XOM Fund invests in options contracts and swaps that are based on the value of XOM and may also invest directly in XOM. These investments in options contracts and swaps subject the Fund to certain of the same risks as if it owned shares of XOM, even though it may not; although at times the Fund may also hold shares of XOM directly. By virtue of these investments, the Fund may be subject to the following risks:

Indirect Investment in XOM Risk. XOM is not affiliated with the Trust, the Fund, the Adviser, or their respective affiliates and is not involved with this offering in any way and has no obligation to consider your Shares in taking any corporate actions that might affect the value of Shares. Investors in the Fund will not have voting rights and will not be able to influence management of XOM but will be exposed to the performance of XOM (the underlying stock). Except to the extent the Fund invests directly in XOM, investors in the Fund will not have rights to receive dividends or other distributions or any other rights with respect to the underlying stock but will be subject to declines in the performance of the underlying stock.

XOM Trading Risk. The trading price of XOM may be highly volatile and could continue to be subject to wide fluctuations in response to various factors. The stock market in general, and the market for technology companies in particular, has experienced extreme price and volume fluctuations that have often been unrelated or disproportionate to the operating performance of those companies. In particular, a large proportion of XOM may be traded by short sellers which may put pressure on the supply and demand for the common stock of XOM, further influencing volatility in its market price. Public perception and other factors outside of the control of XOM may additionally impact XOM's stock price due to XOM garnering a disproportionate degree of public attention, regardless of actual operating performance. In addition, in the past, following periods of volatility in the overall market and the market price of a particular company's securities, securities class action litigation has often been instituted against companies such as these. Moreover, stockholder litigation like this has been filed against XOM in the past. While XOM continues to defend such actions, any judgment against XOM, or any future stockholder litigation could result in substantial costs and a diversion of the management of XOM's attention and resources. If XOM trading is halted, trading in Shares of the Fund may be impacted, either temporarily or indefinitely.

XOM Performance Risk. XOM may fail to meet its publicly announced guidelines or other expectations about its business, which could cause the price of XOM to decline. XOM provides guidance regarding its expected financial and business performance, such as projections regarding sales and production, as well as anticipated future revenues, gross margins, profitability and cash flows. Correctly identifying key factors affecting business conditions and predicting future events is inherently an uncertain process, and the guidance XOM provides may not ultimately be accurate and has in the past been inaccurate in certain respects, such as the timing of new product manufacturing ramps. The guidance is based on certain assumptions such as those relating to global and local economic conditions, anticipated production and sales volumes (which generally are not linear throughout a given period), average sales prices, supplier and commodity costs, and planned cost reductions. If XOM's guidance is not accurate or varies from actual results due to its inability to meet the assumptions or the impact on its financial performance that could occur as a result of various risks and uncertainties, the market value of common stock issued by XOM could decline significantly.

Oil & Gas Industry Risk. The Oil & Gas industry includes companies engaged in oil and gas exploration and production (including integrated oil and gas exploration), oil and gas refining and marketing, oil and gas storage and transportation, and production and mining of coal and consumable fuels. The prices of the securities of companies in the Oil & Gas industry may fluctuate widely due to supply and demand for a specific product or service, the price of oil and gas, exploration and production spending, world events, and economic conditions. Natural disasters and changes in exchange rates and interest rates also may affect companies in the Oil & Gas Industry. In addition, the policies of the Organization of Petroleum Exporting Countries ("OPEC"), changes in relationships among OPEC members and between OPEC and oil-importing nations, the regulatory environment, taxation policies, and the economies of the key energy consuming countries also may affect the prices of the securities in the Oil & Gas industry. Legislative or regulatory changes and increased government supervision also may affect companies in the Oil & Gas industry.

ZM Risk. The ZM Fund invests in options contracts and swaps that are based on the value of ZM and may also invest directly in ZM. These investments in options contracts and swaps subject the Fund to certain of the same risks as if it owned shares of ZM, even though it may not; although at times the Fund may also hold shares of ZM directly. By virtue of these investments, the Fund may be subject to the following risks:

Indirect Investment in ZM Risk. ZM is not affiliated with the Trust, the Fund, the Adviser, or their respective affiliates and is not involved with this offering in any way and has no obligation to consider your Shares in taking any corporate actions that might affect the value of Shares. Investors in the Fund will not have voting rights and will not be able to influence the management of ZM but will be exposed to the performance of ZM (the underlying stock). Except to the extent the Fund invests directly in ZM, investors in the Fund will not have rights to receive dividends or other distributions or any other rights with respect to the underlying stock but will be subject to declines in the performance of the underlying stock.

ZM Trading Risk. The trading price of ZM may be highly volatile and could continue to be subject to wide fluctuations in response to various factors. The stock market in general, and the market for technology companies in particular, has experienced extreme price and volume fluctuations that have often been unrelated or disproportionate to the operating performance of those companies. In particular, a large proportion of ZM may be traded by short sellers which may put pressure on the supply and demand for the common stock of ZM, further influencing volatility in its market price. Public perception and other factors outside of the control of ZM may additionally impact ZM's stock price due to ZM garnering a disproportionate degree of public attention, regardless of actual operating performance. In addition, in the past, following periods of volatility in the overall market and the market price of a particular company's securities, securities class action litigation has often been instituted against companies such as these. Moreover, stockholder litigation like this has been filed against ZM in the past. While ZM continues to defend such actions, any judgment against ZM, or any future stockholder litigation could result in substantial costs and a diversion of the management of ZM's attention and resources. If ZM trading is halted, trading in Shares of the Fund may be impacted, either temporarily or indefinitely.

ZM Performance Risk. ZM may fail to meet its publicly announced guidelines or other expectations about its business, which could cause the price of ZM to decline. ZM provides guidance regarding its expected financial and business performance, such as projections regarding sales and production, as well as anticipated future revenues, gross margins, profitability and cash flows. Correctly identifying key factors affecting business conditions and predicting future events is inherently an uncertain process, and the guidance ZM provides may not ultimately be accurate and has in the past been inaccurate in certain respects, such as the timing of new product manufacturing ramps. The guidance is based on certain assumptions such as those relating to global and local economic conditions, anticipated production and sales volumes (which generally are not linear throughout a given period), average sales prices, supplier and commodity costs, and planned cost reductions. If ZM's guidance is not accurate or varies from actual results due to its inability to meet the assumptions or the impact on its financial performance that could occur as a result of various risks and uncertainties, the market value of common stock issued by ZM could decline significantly.

Software Industry Risk. The software industry can be significantly affected by intense competition, aggressive pricing, technological innovations, and product obsolescence. Companies in the software industry are subject to significant competitive pressures, such as aggressive pricing, new market entrants, competition for market share, short product cycles due to an accelerated rate of technological developments and the potential for limited earnings and/or falling profit margins. These companies also face the risks that new services, equipment or technologies will not be accepted by consumers and businesses or will become rapidly obsolete. These factors can affect the profitability of these companies and, as a result, the value of their securities. Also, patent protection is integral to the success of many companies in this industry, and profitability can be affected materially by, among other things, the cost of obtaining (or failing to obtain) patent approvals, the cost of litigating patent infringement and the loss of patent protection for products (which significantly increases pricing pressures and can materially reduce profitability with respect to such products). In addition, many software companies have limited operating histories. Prices of these companies' securities historically have been more volatile than other securities, especially over the short term.

Communication Technologies Risk. The market for communication and collaboration technologies platforms is competitive and rapidly changing and includes companies ranging from new market entrants to hyperscalers that provide technologies to improve communication and collaboration technologies platforms either as bundled solutions or standalone products. If the communications and collaboration technologies market fails to grow, or grows more slowly than expected, demand for ZM's platform could be negatively affected.

Call Strategy Risks. The path dependency (i.e., the continued use) of a Fund's call writing strategy will impact the extent that a Fund participates in the positive price returns of the underlying stock and, in turn, the Fund's returns, both during the term of the sold call options and over longer time periods. If, for example, each month the Fund were to sell 7% out-of-the-money call options having a one-month term, the Fund's participation in the positive price returns of the underlying stock will be capped at 7% in any given month. However, over a longer period (e.g., 5 months), the Fund should not be expected to participate fully in the first 35% (i.e., 5 months x 7%) of the positive price returns of the underlying stock, or the Fund may even lose money, even if the underlying stock share price has appreciated by at least that much over such period, if during any month over that period the underlying stock had a return less than 7%. This example illustrates that both a Fund's participation in the positive price returns of an underlying stock and its returns will depend not only on the price of the underlying stock but also on the path that such stock takes over time.

Additionally, when implementing the Covered Call Spread Strategy, the use of credit call spreads introduces further complexities and risks. While purchasing a higher-strike call option limits potential losses from the short call position, it also reduces the net premium received, which may result in lower overall returns compared to a stand-alone covered call strategy. If the price of the Underlying Security rises rapidly, the call spread may still cap upside participation, leading to missed profit opportunities. Furthermore, market conditions, such as mispricing between near-the-money and further out-of-the-money options, may impact the effectiveness of the strategy, potentially resulting in lower-than-expected returns or increased losses. The relative pricing of options at different strike levels can vary due to volatility shifts, liquidity constraints, or other market dynamics, adding an additional layer of uncertainty to the Fund's performance under this strategy.

Counterparty Risk. Each Fund is subject to counterparty risk by virtue of its investments in options contracts. Transactions in some types of derivatives, including options, are required to be centrally cleared (“cleared derivatives”). In a transaction involving cleared derivatives, a Fund’s counterparty is a clearing house rather than a bank or broker. Since the Funds are not members of clearing houses and only members of a clearing house (“clearing members”) can participate directly in the clearing house, the Funds will hold cleared derivatives through accounts at clearing members. In cleared derivatives positions, a Fund will make payments (including margin payments) to and receive payments from a clearing house through their accounts at clearing members. Customer funds held at a clearing organization in connection with any options contracts are held in a commingled omnibus account and are not identified to the name of the clearing member’s individual customers. As a result, assets deposited by a Fund with any clearing member as margin for options may, in certain circumstances, be used to satisfy losses of other clients of a Fund’s clearing member. In addition, although clearing members guarantee performance of their clients’ obligations to the clearing house, there is a risk that the assets of a Fund might not be fully protected in the event of the clearing member’s bankruptcy, as a Fund would be limited to recovering only a pro rata share of all available funds segregated on behalf of the clearing member’s customers for the relevant account class. Each Fund is also subject to the risk that a limited number of clearing members are willing to transact on the Fund’s behalf, which heightens the risks associated with a clearing member’s default. This risk is greater for the Funds as they seek to hold options contracts on a single security, and not a broader range of options contracts, which may limited the number of clearing members that are willing to transact on the Funds’ behalf. If a clearing member defaults a Fund could lose some or all of the benefits of a transaction entered into by the Fund with the clearing member. If a Fund cannot find a clearing member to transact with on the Fund’s behalf, the Fund may be unable to effectively implement its investment strategy.

Derivatives Risk. The Funds’ derivative investments have risks, including the imperfect correlation between the value of such instruments and the underlying assets; the loss of principal, including the potential loss of amounts greater than the initial amount invested in the derivative instrument; the possible default of the other party to the transaction; and illiquidity of the derivative investments. Use of derivatives could also result in a loss if the counterparty to the transaction does not perform as promised, including because of such counterparty’s bankruptcy or insolvency. This risk may be greater during volatile market conditions. Other risks include the inability to close out a position because the trading market becomes illiquid (particularly in the OTC markets) or the availability of counterparties becomes limited for a period of time. In addition, the presence of speculators in a particular market could lead to price distortions.

Certain of the Funds’ transactions in derivatives could also affect the amount, timing, and character of distributions to shareholders, which may result in a Fund realizing more short-term capital gain and ordinary income subject to tax at ordinary income tax rates than it would if it did not engage in such transactions, which may adversely impact such Fund’s after-tax returns.

In addition, each Fund’s investments in derivatives are subject to the following risks:

Options Contracts. The use of options contracts involves investment strategies and risks different from those associated with ordinary portfolio securities transactions. The prices of options are volatile and are influenced by, among other things, actual and anticipated changes in the value of the underlying instrument, including the anticipated volatility, which are affected by fiscal and monetary policies and by national and international political, changes in the actual or implied volatility or the reference asset, the time remaining until the expiration of the option contract and economic events. For each of the Funds, the value of the options contracts in which the Fund invests are substantially influenced by the value of the applicable underlying stock. The Funds may experience substantial downside from specific option positions and certain option positions held by a Fund may expire worthless. The options held by the Funds are exercisable at the strike price on their expiration date. As an option approaches its expiration date, its value typically increasingly moves with the value of the underlying instrument. However, prior to such date, the value of an option generally does not increase or decrease at the same rate as the underlying instrument. There may at times be an imperfect correlation between the movement in the values of options contracts and the reference asset, and there may at times not be a liquid secondary market for certain options contracts. The value of the options held by the Funds will be determined based on market quotations or other recognized pricing methods. Additionally, as each Fund intends to continuously maintain indirect exposure to the applicable underlying stock through the use of options contracts, as the options contracts it holds are exercised or expire it will enter into new options contracts, a practice referred to as “rolling.” If the expiring options contracts do not generate proceeds enough to cover the cost of entering into new options contracts, a Fund may experience losses.

Swap Agreements Risk. The use of swap transactions is a highly specialized activity, which involves investment techniques and risks different from those associated with ordinary portfolio securities transactions. Whether a Fund will be successful in using swap agreements to achieve its investment goal depends on the ability of the Adviser to structure such swap agreements in accordance with the Fund’s investment objective and to identify counterparties for those swap agreements. If the Adviser is unable to enter into swap agreements that provide leveraged exposure to the Underlying Security, a Fund may not meet its stated investment objective. Additionally, any financing, borrowing or other costs associated with using swap transactions may also have the effect of lowering a Fund’s return.

The swap agreements in which the Funds invest are generally traded in the over-the-counter market, which generally has less transparency than exchange-traded derivatives instruments. In a standard swap transaction, two parties agree to exchange the return (or differentials in rates of return) earned or realized on particular predetermined reference assets or underlying securities or instruments. The gross return to be exchanged or swapped between the parties is calculated based on a notional amount or the return on or change in value of a particular dollar amount invested in a basket of securities.

If the Underlying Security has a dramatic move that causes a material decline in a Fund's net assets, the terms of a swap agreement between the Fund and its counterparty may permit the counterparty to immediately close out the swap transaction with the Fund. In that event, the Fund may be unable to enter into another swap agreement or invest in other derivatives to achieve exposure consistent with the Fund's investment objective. This may prevent the Fund from achieving its objective, even if the Underlying Security later reverses all or a portion of its movement.

Distribution Risk. The Funds seek to provide weekly cash distributions. There is no assurance that the Funds will make a distribution in any given week. If a Fund makes distributions, the amounts of such distributions will likely vary greatly from one distribution to the next. Additionally, weekly distributions, if any, may consist of returns of capital, which would decrease the Fund's NAV and trading price over time. As a result, an investor may suffer significant losses to their investment. In addition, while the underlying stock may pay dividends, the Fund's returns will not include any dividends paid by the underlying stock (except to the extent the Fund invests directly in its Underlying Security), and any income generated by the Fund may be less than the income generated by a direct investment in the underlying stock.

Economic and Market Risk. Economies and financial markets throughout the world are becoming increasingly interconnected, which increases the likelihood that events or conditions in one country or region will adversely impact markets or issuers in other countries or regions. Securities in the Fund's portfolio may underperform in comparison to securities in the general financial markets, a particular financial market, or other asset classes, due to a number of factors, including inflation (or expectations for inflation), deflation (or expectations for deflation), interest rates, global demand for particular products or resources, market instability, financial system instability, debt crises and downgrades, embargoes, tariffs, sanctions and other trade barriers, regulatory events, other governmental trade or market control programs and related geopolitical events. In addition, the value of the Fund's investments may be negatively affected by the occurrence of global events such as war, terrorism, environmental disasters, natural disasters or events, country instability, and infectious disease epidemics or pandemics. The imposition by the U.S. of tariffs on goods imported from foreign countries and reciprocal tariffs levied on U.S. goods by those countries also may lead to volatility and instability in domestic and foreign markets.

Equity Market Risk. The prices of equity securities rise and fall daily. These price movements may result from factors affecting individual issuers, industries or the stock market as a whole. In addition, equity markets tend to move in cycles which may cause stock prices to fall over a short and extended periods of time. In a declining stock market, stock prices for all companies may decline, regardless of their long-term prospects.

ETF Risk.

Authorized Participants, Market Makers, and Liquidity Providers Concentration Risk. The Funds have a limited number of financial institutions that are authorized to purchase and redeem Shares directly from the Fund (known as "Authorized Participants" or "APs"). In addition, there may be a limited number of market makers and/or liquidity providers in the marketplace. To the extent either of the following events occur, Shares may trade at a material discount to NAV and possibly face delisting: (i) APs exit the business or otherwise become unable to process creation and/or redemption orders and no other APs step forward to perform these services; or (ii) market makers and/or liquidity providers exit the business or significantly reduce their business activities and no other entities step forward to perform their functions.

Cash Redemption Risk. Each Fund's investment strategy may require it to redeem Shares for cash or to otherwise include cash as part of its redemption proceeds. For example, a Fund may not be able to redeem in-kind certain securities held by the Fund (e.g., derivative instruments). In such a case, a Fund may be required to sell or unwind portfolio investments to obtain the cash needed to distribute redemption proceeds. This may cause a Fund to recognize a capital gain that it might not have recognized if it had made a redemption in-kind. As a result, a Fund may pay out higher annual capital gain distributions than if the in-kind redemption process was used. By paying out higher annual capital gain distributions, investors may be subjected to increased capital gains taxes. Additionally, there may be brokerage costs or taxable gains or losses that may be imposed on a Fund in connection with a cash redemption that may not have occurred if the Fund had made a redemption in-kind. These costs could decrease the value of a Fund to the extent they are not offset by a transaction fee payable by an AP.

Costs of Buying or Selling Shares. Buying or selling Shares involves certain costs, including brokerage commissions, other charges imposed by brokers, and bid-ask spreads. The bid-ask spread represents the difference between the price at which an investor is willing to buy Shares and the price at which an investor is willing to sell Shares. The spread varies over time based on the Shares' trading volume and market liquidity. The spread is generally lower if Shares have more trading volume and market liquidity and higher if Shares have little trading volume and market liquidity. Due to the costs of buying or selling Shares, frequent trading of Shares may reduce investment results and an investment in Shares may not be advisable for investors who anticipate regularly making small investments.

Management Risk. The Fund is subject to management risk because it is an actively managed portfolio. In managing the Fund's investment portfolio, the portfolio managers will apply investment techniques and risk analyses that may not produce the desired result. There can be no guarantee that the Fund will meet its investment objective.

Shares May Trade at Prices Other Than NAV. As with all ETFs, Shares may be bought and sold in the secondary market at market prices. Although it is expected that the market price of Shares will approximate the Fund's NAV, there may be times when the market price of Shares is more than the NAV intra-day (premium) or less than the NAV intra-day (discount) due to supply and demand of Shares or during periods of market volatility. This risk is heightened in times of market volatility, periods of steep market declines, and periods when there is limited trading activity for Shares in the secondary market, in which case such premiums or discounts may be significant.

Trading. Although Shares are listed on a national securities exchange, such as the Exchange, and may be traded on U.S. exchanges other than the Exchange, there can be no assurance that an active trading market for the Shares will develop or be maintained or that the Shares will trade with any volume, or at all, on any stock exchange. This risk may be greater for the Funds as they seek to have exposure to a single underlying stock as opposed to a more diverse portfolio like a traditional pooled investment. In stressed market conditions, the liquidity of Shares may begin to mirror the liquidity of a Fund's underlying portfolio holdings, which can be significantly less liquid than Shares. Shares trade on the Exchange at market price that may be below, at or above a Fund's NAV. Trading in Shares on the Exchange may be halted due to market conditions or for reasons that, in the view of the Exchange, make trading in Shares inadvisable. In addition, trading in Shares on the Exchange is subject to trading halts caused by extraordinary market volatility pursuant to the Exchange "circuit breaker" rules. There can be no assurance that the requirements of the Exchange necessary to maintain the listing of a Fund will continue to be met or will remain unchanged. In the event of an unscheduled market close for options contracts that reference a single stock, such as the Underlying Issuers' securities being halted or a market wide closure, settlement prices will be determined by the procedures of the listing exchange of the options contracts. As a result, a Fund could be adversely affected and be unable to implement its investment strategies in the event of an unscheduled closing.

High Portfolio Turnover Risk. The Funds may actively and frequently trade all or a significant portion of the securities in its portfolio. A high portfolio turnover rate increases transaction costs, which may increase a Fund's expenses. Frequent trading may also cause adverse tax consequences for investors in the Funds due to an increase in short-term capital gains.

Inflation Risk. Inflation risk is the risk that the value of assets or income from investments will be less in the future as inflation decreases the value of money. As inflation increases, the present value of the Fund's assets and distributions, if any, may decline.

Liquidity Risk. Some securities held by the Funds, including options contracts, may be difficult to sell or be illiquid, particularly during times of market turmoil. This risk is greater to the Funds as they will hold options contracts on a single security, and not a broader range of options contracts. Markets for securities or financial instruments could be disrupted by a number of events, including, but not limited to, an economic crisis, natural disasters, epidemics/pandemics, new legislation or regulatory changes inside or outside the United States. Illiquid securities may be difficult to value, especially in changing or volatile markets. If a Fund is forced to sell an illiquid security at an unfavorable time or price, such Fund may be adversely impacted. Certain market conditions or restrictions, such as market rules related to short sales, may prevent a Fund from limiting losses, realizing gains or achieving a high correlation with the applicable Underlying Issuer. There is no assurance that a security that is deemed liquid when purchased will continue to be liquid. Market illiquidity may cause losses for the Funds.

Money Market Instrument Risk. The Funds may use a variety of money market instruments for cash management purposes, including money market funds, depositary accounts and repurchase agreements. Repurchase agreements are contracts in which a seller of securities agrees to buy the securities back at a specified time and price. Repurchase agreements may be subject to market and credit risk related to the collateral securing the repurchase agreement. Money market instruments, including money market funds, may lose money through fees or other means.

NAV Erosion Risk Due to Distributions. If a Fund makes a distribution, the Fund's NAV will typically drop by the amount of the distribution on the related ex-dividend date. The repeated payment of distributions, if any, by a Fund may significantly erode the Fund's NAV and trading price over time. As a result, an investor may suffer significant losses to their investment.

New/Newer Fund Risk (NKE Fund, ORCL Fund, ROKU Fund, SNOW Fund, TGT Fund and ZM Fund). Each Fund is recently organized with either a limited operating history or no operating history. As a result, prospective investors have either a limited or no track record on which to base their investment decisions. There can be no assurance that a Fund will grow to or maintain an economically viable size.

Non-Diversification Risk. Because each Fund is "non-diversified," a Fund may invest a greater percentage of its assets in the securities of a single issuer or a smaller number of issuers than if it was a diversified fund. As a result, a decline in the value of an investment in a single issuer or a smaller number of issuers could cause a Fund's overall value to decline to a greater degree than if such Fund held a more diversified portfolio. This may increase the Fund's volatility and cause the performance of a relatively smaller number of issuers have a greater impact on such Fund's performance.

Operational Risk. Each Fund is subject to risks arising from various operational factors, including, but not limited to, human error, processing and communication errors, errors of the Funds' service providers, counterparties or other third-parties, failed or inadequate processes and technology or systems failures. Each Fund relies on third-parties for a range of services, including custody. Any delay or failure relating to engaging or maintaining such service providers may affect a Fund's ability to meet its investment objective. Although the Funds and the Funds' investment advisor seek to reduce these operational risks through controls and procedures, there is no way to completely protect against such risks.

Price Participation Risk. Each Fund employs an investment strategy that includes the sale of call option contracts, which limits the degree to which such Fund will participate in increases in value experienced by the applicable Underlying Issuer over the Call Period. This means that if the Underlying Issuer experiences an increase in value above the strike price of the sold call options during a Call Period, the applicable Fund will likely not experience that increase to the same extent and may significantly underperform such Underlying Issuer over the Call Period. Additionally, because each Fund is limited in the degree to which it will participate in increases in value experienced by the Underlying Issuer over each Call Period but has full exposure to any decreases in value experienced by the Underlying Issuer over the Call Period, the NAV of the Fund may decrease over any given time period. Each Fund's NAV is dependent on the value of each options portfolio, which is based principally upon the performance of the Underlying Issuer. The degree of participation in Underlying Issuer gains a Fund will experience will depend on prevailing market conditions, especially market volatility, at the time such Fund enters into the sold call option contracts and will vary from Call Period to Call Period. The value of the options contracts is affected by changes in the value and dividend rates of the Underlying Issuer, changes in interest rates, changes in the actual or perceived volatility of the Underlying Issuer and the remaining time to the options' expiration, as well as trading conditions in the options market. As the price of the Underlying Issuer changes and time moves towards the expiration of each Call Period, the value of the options contracts, and therefore a Fund's NAV, will change. However, it is not expected for a Fund's NAV to directly correlate on a day-to-day basis with the returns of the Underlying Issuer. The amount of time remaining until the option contract's expiration date affects the impact of the potential options premiums on a Fund's NAV, which may not be in full effect until the expiration date of the Fund's options contracts. Therefore, while changes in the price of the Underlying Issuer will result in changes to a Fund's NAV, the Funds generally anticipate that the rate of change in a Fund's NAV will be different than that experienced by the Underlying Issuer.

Single Issuer Risk. Issuer-specific attributes may cause an investment in a Fund to be more volatile than a traditional pooled investment which diversifies risk or the market generally. The value of the Fund, which focuses an individual security (the underlying stock), may be more volatile than a traditional pooled investment or the market as a whole and may perform differently from the value of a traditional pooled investment or the market as a whole.

Tax Risk. The Funds intend to elect and to qualify each year to be treated as a RIC under Subchapter M of the Code. As a RIC, each Fund will not be subject to U.S. federal income tax on the portion of its net investment income and net capital gain that it distributes to Shareholders, provided that it satisfies certain requirements of the Code. If a Fund does not qualify as a RIC for any taxable year and certain relief provisions are not available, the Fund's taxable income will be subject to tax at the Fund level and to a further tax at the shareholder level when such income is distributed. To comply with the asset diversification test applicable to a RIC, each Fund will attempt to ensure that the value of options it holds is never 25% of the total value of Fund assets at the close of any quarter. In particular, in combination with each Fund's use of a "synthetic" strategy (i.e., purchasing exposure to the underlying stock through a combination of put and call options), each Fund maintains a portfolio of treasury securities, which are expected to enable the Fund to meet the diversification requirements. If a Fund's investments in options were to exceed 25% of the Fund's total assets at the end of a tax quarter, the Fund, generally, has a grace period to cure such lack of compliance. If a Fund fails to timely cure, it may no longer be eligible to be treated as a RIC.

U.S. Government and U.S. Agency Obligations Risk. The Funds may invest in securities issued by the U.S. government or its agencies or instrumentalities. U.S. Government obligations include securities issued or guaranteed as to principal and interest by the U.S. Government, its agencies or instrumentalities, such as the U.S. Treasury. Payment of principal and interest on U.S. Government obligations may be backed by the full faith and credit of the United States or may be backed solely by the issuing or guaranteeing agency or instrumentality itself. In the latter case, the investor must look principally to the agency or instrumentality issuing or guaranteeing the obligation for ultimate repayment, which agency or instrumentality may be privately owned. There can be no assurance that the U.S. Government would provide financial support to its agencies or instrumentalities (including government-sponsored enterprises) where it is not obligated to do so.

PORTFOLIO HOLDINGS

Information about each Fund's daily portfolio holdings is available on the Funds' website at www.yieldmaxetfs.com.

A complete description of each Fund's policies and procedures with respect to the disclosure of a Fund's portfolio holdings is available in the Fund's SAI.

MANAGEMENT

Investment Adviser

Tidal Investments LLC (“Tidal” or the “Adviser”), located at 234 West Florida Street, Suite 700, Milwaukee, Wisconsin 53204, is an SEC registered investment adviser and a Delaware limited liability company. Tidal was founded in March 2012 and is dedicated to understanding, researching and managing assets within the expanding ETF universe. As of January 31, 2026, Tidal had assets under management of approximately \$50.52 billion and served as the investment adviser or sub-adviser for 343 registered funds.

Tidal serves as investment adviser to the Funds and has overall responsibility for the general management and administration of the Funds pursuant to an investment advisory agreement with the Trust, on behalf of each Fund (the “Advisory Agreement”). The Adviser is responsible for trading portfolio securities for each Fund, including selecting broker-dealers to execute purchase and sale transactions. The Adviser also arranges for transfer agency, custody, fund administration, and all other related services necessary for the Fund to operate. For the services provided to the Funds, each Fund pays the Adviser a unified management fee of 0.99%, which is calculated daily and paid monthly, at an annual rate based on such Fund’s average daily net assets.

Under the Advisory Agreement, in exchange for a single unitary management fee from the Fund, the Adviser has agreed to pay all expenses incurred by such Fund, excluding advisory fees, interest charges on any borrowings made for investment purposes, dividends and other expenses on securities sold short, taxes, brokerage commissions and other expenses incurred in placing orders for the purchase and sale of securities and other investment instruments, acquired fund fees and expenses, accrued deferred tax liability, distribution fees and expenses paid by the Fund under any distribution plan adopted pursuant to Rule 12b-1 under the 1940 Act, and litigation expenses and other non-routine or extraordinary expenses (collectively, the “Excluded Expenses”).

Advisory Agreement

A discussion regarding the basis for the Board’s most recent approval of a Fund Advisory Agreement is available in the October 31, 2025 Certified Shareholder Report on Form N-CSR.

Portfolio Managers

The following individuals (each, a “Portfolio Manager”) serve as portfolio managers of each Fund.

Jay Pestrighelli, Portfolio Manager for the Adviser

Mr. Pestrighelli joined the Adviser in 2025 and is Chief Trading Officer of the Adviser’s ETF Trading and Portfolio Management team. Mr. Pestrighelli has over 30 years of experience in the financial markets. Prior to joining the Adviser, Mr. Pestrighelli co-founded ZEGA Financial, LLC (“ZEGA”) where he led the development and execution of ZEGA’s investment strategies since its inception in 2011. He is also the author of the best-selling book “Buy & Hedge: The Five Iron Rules for Investing Over the Long Term.” Prior to founding ZEGA, Mr. Pestrighelli spent 12 years managing and growing the online trading business for TD Ameritrade from 1999 to 2010. Mr. Pestrighelli has a Bachelor degree in Behavioral Science from Concordia College.

Scott Snyder, Portfolio Manager for the Adviser

Mr. Snyder joined the firm in 2025 as SVP of Trading. Mr. Snyder has over 40 years of experience in the financial markets and more specifically in the options market. Mr. Snyder led the trading team at ZEGA before joining Tidal. He started his career in 1983 and for 20 years was an independent market maker on the floor of the CBOE. In 2003 Mr. Snyder joined thinkorswim as Chief Options Strategist for a subsidiary of thinkorswim advisors. Mr. Snyder then helped lead the RIA trading, execution platform support and option education business for TD Ameritrade and then Schwab from 2009-2024.

Matt Brandt, Portfolio Manager for the Adviser

Mr. Brandt serves as Portfolio Manager for the Adviser, having joined the firm in 2025. Mr. Brandt has 20 years of experience in the financial markets working in Trading, Derivative Risk Management, and Enterprise Risk for TD Ameritrade and Charles Schwab where he helped create a robust trading risk management program. Mr. Brandt joined ZEGA in 2024 prior to joining the Adviser. His education includes a Bachelor’s degree in Economics and Mathematics from the University of Nebraska-Lincoln and continuing education in the Mechanics of Risk Management from Middlesex University.

The Funds’ SAI provides additional information about each portfolio manager’s compensation structure, other accounts that each portfolio manager manages, and each portfolio manager’s ownership of Shares.

Fund Supporters

The Adviser, Tidal ETF Services LLC, ZEGA, Lucania Investments LLC (“Lucania”), and Level ETF Ventures LLC (“Level,” and together with the Adviser, ZEGA and Lucania, the “Supporters” and each a “Supporter”) have entered into a fund support agreement pursuant to which each Supporter has agreed to provide financial support (as described below) to the Funds. Every month, the unitary management fees for each Fund are calculated and paid to the Adviser, and the Adviser retains a portion of the unitary management fees from each Fund. In return for its financial support for the Funds, the Adviser has agreed to pay each Supporter a portion of any remaining profits generated by the unitary management fees for the Funds. If the aggregate amount of the unitary management fees for the Funds exceeds the aggregate of the Funds’ operating expenses and the Adviser-retained amounts, that excess amount is considered “remaining profit.” In that case, the Adviser will pay a portion of the remaining profits to the Supporters. Further, if the aggregate amount of the unitary management fees for the Funds is less than the aggregate of Funds’ operating expenses and the Adviser-retained amounts, each Supporter is obligated to reimburse the Adviser for a portion of the shortfall.

HOW TO BUY AND SELL SHARES

Each Fund issues and redeems Shares only in Creation Units at the NAV per share next determined after receipt of an order from an AP. Only APs may acquire Shares directly from a Fund, and only APs may tender their Shares for redemption directly to the Funds, at NAV. APs must be a member or participant of a clearing agency registered with the SEC and must execute a Participant Agreement that has been agreed to by the Distributor (defined below), and that has been accepted by a Fund’s transfer agent, with respect to purchases and redemptions of Creation Units. Once created, Shares trade in the secondary market in quantities less than a Creation Unit.

In order to purchase Creation Units of a Fund, an AP must generally deposit a designated portfolio of equity securities (the “Deposit Securities”) and/or a designated amount of U.S. cash. Purchases and redemptions of Creation Units primarily with cash, rather than through in-kind delivery of portfolio securities, may cause the Funds to incur certain costs. These costs could include brokerage costs or taxable gains or losses that it might not have incurred if it had made redemption in-kind. These costs could be imposed on a Fund, and thus decrease the Fund’s NAV, to the extent that the costs are not offset by a transaction fee payable by an AP. Most investors buy and sell Shares in secondary market transactions through brokers. Individual Shares are listed for trading on the secondary market on the Exchange and can be bought and sold throughout the trading day like other publicly traded securities.

When buying or selling Shares through a broker, you will incur customary brokerage commissions and charges, and you may pay some or all of the spread between the bid and the offer price in the secondary market on each leg of a round trip (purchase and sale) transaction. In addition, because secondary market transactions occur at market prices, you may pay more than NAV when you buy Shares, and receive less than NAV when you sell those Shares.

Book Entry

Shares are held in book-entry form, which means that no stock certificates are issued. The Depository Trust Company (“DTC”) or its nominee is the record owner of all outstanding Shares.

Investors owning Shares are beneficial owners as shown on the records of DTC or its participants. DTC serves as the securities depository for all Shares. DTC’s participants include securities brokers and dealers, banks, trust companies, clearing corporations and other institutions that directly or indirectly maintain a custodial relationship with DTC. As a beneficial owner of Shares, you are not entitled to receive physical delivery of stock certificates or to have Shares registered in your name, and you are not considered a registered owner of Shares. Therefore, to exercise any right as an owner of Shares, you must rely upon the procedures of DTC and its participants. These procedures are the same as those that apply to any other securities that you hold in book-entry or “street name” through your brokerage account.

Frequent Purchases and Redemptions of Shares

None of the Funds imposes any restrictions on the frequency of purchases and redemptions of Shares. In determining not to approve a written, established policy, the Board evaluated the risks of market timing activities by a Fund’s shareholders. Purchases and redemptions by APs, who are the only parties that may purchase or redeem Shares directly with a Fund, are an essential part of the ETF process and help keep Share trading prices in line with the NAV. As such, the Funds accommodate frequent purchases and redemptions by APs. However, the Board has also determined that frequent purchases and redemptions for cash may increase tracking error and portfolio transaction costs and may lead to the realization of capital gains. To minimize these potential consequences of frequent purchases and redemptions, each Fund employs fair value pricing and may impose transaction fees on purchases and redemptions of Creation Units to cover the custodial and other costs incurred by such Fund in effecting trades. In addition, the Funds and the Adviser reserve the right to reject any purchase order at any time.

Determination of Net Asset Value

Each Fund's NAV is calculated as of the scheduled close of regular trading on the New York Stock Exchange ("NYSE"), generally 4:00 p.m. Eastern Time, each day the NYSE is open for regular business. The NAV for the Funds is calculated by dividing such Fund's net assets by its Shares outstanding.

In calculating its NAV, each Fund generally value its assets on the basis of market quotations, last sale prices, or estimates of value furnished by a pricing service or brokers who make markets in such instruments. If such information is not available for a security held by a Fund or is determined to be unreliable, the security will be valued at fair value estimates under guidelines established by the Adviser (as described below).

Each Fund values exchange-traded options at the composite mean price, calculated as the average of the highest bid and lowest ask prices across the exchanges on which the option is principally traded. Additionally, each Fund values swap agreements based on the nature of the underlying reference asset or index. The Funds may use the closing price of the underlying reference asset, as provided by independent pricing services, or evaluated prices generated by pricing vendors' models.

Fair Value Pricing

The Board has designated the Adviser as the "valuation designee" for the Fund under Rule 2a-5 of the 1940 Act, subject to its oversight. The Adviser has adopted procedures and methodologies, which have been approved by the Board, to fair value Fund investments whose market prices are not "readily available" or are deemed to be unreliable. For example, such circumstances may arise when: (i) an investment has been delisted or has had its trading halted or suspended; (ii) an investment's primary pricing source is unable or unwilling to provide a price; (iii) an investment's primary trading market is closed during regular market hours; or (iv) an investment's value is materially affected by events occurring after the close of the investment's primary trading market. Generally, when fair valuing an investment, the Adviser will take into account all reasonably available information that may be relevant to a particular valuation including, but not limited to, fundamental analytical data regarding the issuer, information relating to the issuer's business, recent trades or offers of the investment, general and/or specific market conditions, and the specific facts giving rise to the need to fair value the investment. Fair value determinations are made in good faith and in accordance with the fair value methodologies included in the Adviser-adopted valuation procedures. The Adviser will fair value Fund investments whose market prices are not "readily available" or are deemed to be unreliable. Due to the subjective and variable nature of fair value pricing, there can be no assurance that the Adviser will be able to obtain the fair value assigned to the investment upon the sale of such investment.

Delivery of Shareholder Documents – Householding

Householding is an option available to certain investors of the Funds. Householding is a method of delivery, based on the preference of the individual investor, in which a single copy of certain shareholder documents can be delivered to investors who share the same address, even if their accounts are registered under different names. Householding for the Funds is available through certain broker-dealers. If you are interested in enrolling in householding and receiving a single copy of prospectuses and other shareholder documents, please contact your broker-dealer. If you are currently enrolled in householding and wish to change your householding status, please contact your broker-dealer.

DIVIDENDS, DISTRIBUTIONS, AND TAXES

Dividends and Distributions

Each Fund intends to pay out dividends and interest income, if any, weekly, and distribute any net realized capital gains to its shareholders at least annually.

The Funds will declare and pay income and capital gain distributions, if any, in cash. Distributions in cash may be reinvested automatically in additional whole Shares only if the broker through whom you purchased Shares makes such option available. Your broker is responsible for distributing the income and capital gain distributions to you.

Taxes

The following discussion is a summary of some important U.S. federal income tax considerations generally applicable to investments in the Funds. Your investment in a Fund may have other tax implications. Please consult your tax advisor about the tax consequences of an investment in Shares, including the possible application of foreign, state, and local tax laws.

Each Fund intends to qualify each year for treatment as a regulated investment company (a "RIC") under the Internal Revenue Code of 1986, as amended (the "Code"). If it meets certain minimum distribution requirements, a RIC is not subject to tax at the fund level on income and gains from investments that are timely distributed to shareholders. However, a Fund's failure to qualify as a RIC or to meet minimum distribution requirements would result (if certain relief provisions were not available) in fund-level taxation and, consequently, a reduction in income available for distribution to shareholders.

Unless your investment in Shares is made through a tax-exempt entity or tax-advantaged account, such as an IRA plan, you need to be aware of the possible tax consequences when a Fund makes distributions, when you sell your Shares listed on the Exchange, and when you purchase or redeem Creation Units (institutional investors only).

The following general discussion of certain U.S. federal income tax consequences is based on provisions of the Code and the regulations issued thereunder as in effect on the date of this Prospectus. New legislation, as well as administrative changes or court decisions, may significantly change the conclusions expressed herein, and may have a retroactive effect with respect to the transactions contemplated herein.

Taxes on Distributions. For federal income tax purposes, distributions of net investment income are generally taxable as ordinary income or qualified dividend income. Taxes on distributions of net capital gains (if any) are determined by how long the Fund owned the investments that generated them, rather than how long a shareholder has owned their Shares. Sales of assets held by a Fund for more than one year generally result in long-term capital gains and losses, and sales of assets held by such Fund for one year or less generally result in short-term capital gains and losses. Distributions of a Fund's net capital gain (the excess of net long-term capital gains over net short-term capital losses) that are reported by such Fund as capital gain dividends ("Capital Gain Dividends") will be taxable as long-term capital gains. Distributions of short-term capital gain will generally be taxable as ordinary income. Dividends and distributions are generally taxable to you whether you receive them in cash or reinvest them in additional Shares.

Distributions reported by a Fund as "qualified dividend income" are generally taxed to non-corporate shareholders at rates applicable to long-term capital gains, provided certain holding period and other requirements are met. "Qualified dividend income" generally is income derived from dividends paid by U.S. corporations or certain foreign corporations that are either incorporated in a U.S. possession or eligible for tax benefits under certain U.S. income tax treaties. In addition, dividends that a Fund receives in respect of stock of certain foreign corporations may be qualified dividend income if that stock is readily tradable on an established U.S. securities market. Corporate shareholders may be entitled to a dividends-received deduction for the portion of dividends they receive from a Fund that are attributable to dividends received by such Fund from U.S. corporations, subject to certain limitations. Given the investment strategies of the Funds, it is unlikely that any dividends paid by a fund will be qualified dividends or be eligible for the corporate dividends paid deduction.

Shortly after the close of each calendar year, you will be informed of the character of any distributions received from a Fund.

In addition to the federal income tax, certain individuals, trusts, and estates may be subject to a Net Investment Income ("NII") tax of 3.8%. The NII tax is imposed on the lesser of: (i) a taxpayer's investment income, net of deductions properly allocable to such income; or (ii) the amount by which such taxpayer's modified adjusted gross income exceeds certain thresholds (\$250,000 for married individuals filing jointly, \$200,000 for unmarried individuals and \$125,000 for married individuals filing separately). Each Fund's distributions are includable in a shareholder's investment income for purposes of this NII tax. In addition, any capital gain realized by a shareholder upon a sale or redemption of shares of a Fund is includable in such shareholder's investment income for purposes of this NII tax.

In general, your distributions are subject to federal income tax for the year in which they are paid. Certain distributions paid in January, however, may be treated as paid on December 31 of the prior year. Distributions are generally taxable even if they are paid from income or gains earned by a Fund before your investment (and thus were included in the Shares' NAV when you purchased your Shares).

You may wish to avoid investing in a Fund shortly before a dividend or other distribution, because such a distribution will generally be taxable even though it may economically represent a return of a portion of your investment.

If you are neither a resident nor a citizen of the United States or if you are a foreign entity, distributions (other than Capital Gain Dividends) paid to you by a Fund will generally be subject to a U.S. withholding tax at the rate of 30%, unless a lower treaty rate applies. The Funds may, under certain circumstances, report all or a portion of a dividend as an "interest-related dividend" or a "short-term capital gain dividend," which would generally be exempt from this 30% U.S. withholding tax, provided certain other requirements are met.

Under the Foreign Account Tax Compliance Act ("FATCA"), the Funds may be required to withhold a generally nonrefundable 30% tax on distributions of net taxable income paid to (A) certain "foreign financial institutions" unless such foreign financial institution agrees to verify, monitor, and report to the Internal Revenue Service ("IRS") the identity of certain of its account-holders, among other items (or unless such entity is otherwise deemed compliant under the terms of an intergovernmental agreement between the United States and the foreign financial institution's country of residence), and (B) certain "non-financial foreign entities" unless such entity certifies to the Fund that it does not have any substantial U.S. owners or provides the name, address, and taxpayer identification number of each substantial U.S. owner, among other items. This FATCA withholding tax could also affect a Fund's return on its investments in foreign securities or affect a shareholder's return if the shareholder holds its Fund shares through a foreign intermediary. You are urged to consult your tax adviser regarding the application of this FATCA withholding tax to your investment in a Fund and the potential certification, compliance, due diligence, reporting, and withholding obligations to which you may become subject in order to avoid this withholding tax.

Each Fund (or a financial intermediary, such as a broker, through which a shareholder owns Shares) generally is required to withhold and remit to the U.S. Treasury a percentage of the taxable distributions and sale or redemption proceeds paid to any shareholder who fails to properly furnish a correct taxpayer identification number, who has underreported dividend or interest income, or who fails to certify that they are not subject to such withholding.

Taxes When Shares are Sold on the Exchange

Any capital gain or loss realized upon a sale of Shares generally is treated as a long-term capital gain or loss if Shares have been held for more than one year and as a short-term capital gain or loss if Shares have been held for one year or less. However, any capital loss on a sale of Shares held for six months or less is treated as long-term capital loss to the extent of Capital Gain Dividends paid with respect to such Shares. Any loss realized on a sale will be disallowed to the extent Shares of a Fund are acquired, including through reinvestment of dividends, within a 61-day period beginning 30 days before and ending 30 days after the sale of substantially identical Shares.

Taxes on Purchases and Redemptions of Creation Units

An AP having the U.S. dollar as its functional currency for U.S. federal income tax purposes who exchanges securities for Creation Units generally recognizes a gain or a loss. The gain or loss will be equal to the difference between the value of the Creation Units at the time of the exchange and the exchanging AP's aggregate basis in the securities delivered plus the amount of any cash paid for the Creation Units. An AP who exchanges Creation Units for securities will generally recognize a gain or loss equal to the difference between the exchanging AP's basis in the Creation Units and the aggregate U.S. dollar market value of the securities received, plus any cash received for such Creation Units. The IRS may assert, however, that a loss that is realized upon an exchange of securities for Creation Units may not be currently deducted under the rules governing "wash sales" (for an AP who does not mark-to-market their holdings) or on the basis that there has been no significant change in economic position. Persons exchanging securities should consult their own tax advisor with respect to whether wash sale rules apply and when a loss might be deductible.

Any capital gain or loss realized upon redemption of Creation Units is generally treated as long-term capital gain or loss if Shares comprising the Creation Units have been held for more than one year and as a short-term capital gain or loss if such Shares have been held for one year or less.

The Funds may include a payment of cash in addition to, or in place of, the delivery of a basket of securities upon the redemption of Creation Units. The Funds may sell portfolio securities to obtain the cash needed to distribute redemption proceeds. This may cause the Funds to recognize investment income and/or capital gains or losses that it might not have recognized if it had completely satisfied the redemption in-kind. As a result, the Funds may be less tax efficient if it includes such a cash payment in the proceeds paid upon the redemption of Creation Units.

Important Tax Considerations When Purchasing Fund Shares

If you are investing through a taxable account, you should carefully consider the timing of your investment relative to a Fund's distribution schedule. Purchasing Fund shares shortly before a distribution may increase your tax liability, a situation commonly referred to as "buying a dividend."

When a Fund makes a distribution, its share price typically drops by an amount roughly equal to the distribution. As a hypothetical example, if you invest \$5,000 to purchase 250 shares at \$20 per share on December 15, and the Fund pays a \$1 per share distribution on December 16, the share price would adjust to \$19 (ignoring market fluctuations). Although your total investment value remains \$5,000 (250 shares × \$19 in share value plus 250 shares × \$1 distribution), you would owe taxes on the \$250 distribution, even if you reinvest the distribution rather than receiving it in cash.

Distributions are taxable to shareholders even if they are paid from income or gains realized by a Fund before you invested, and even if they were reflected in the purchase price of the shares. Consequently, you may incur taxes on income or gains that accrued before your investment, without corresponding benefit.

Unless you are investing through a tax-advantaged account, such as an IRA or an employer-sponsored retirement plan, you may wish to avoid purchasing Fund shares shortly before a distribution. You can minimize the potential tax impact by reviewing the relevant Fund's distribution schedule prior to investing. Information about a Fund's distribution schedule can be found on the Funds' website at www.yieldmaxetfs.com.

The foregoing discussion summarizes some of the possible consequences under current federal tax law of an investment in the Funds. It is not a substitute for personal tax advice. You also may be subject to foreign, state and local tax on Fund distributions and sales of Shares. Consult your personal tax advisor about the potential tax consequences of an investment in Shares under all applicable tax laws. For more information, please see the section entitled "Federal Income Taxes" in the SAI.

DISTRIBUTION

Forside Fund Services, LLC, a wholly owned subsidiary of Forside Financial Group (dba ACA Group) (the “Distributor”), the Funds’ distributor, is a broker-dealer registered with the SEC. The Distributor distributes Creation Units for the Fund on an agency basis and does not maintain a secondary market in Shares. The Distributor has no role in determining the policies of the Funds or the securities that are purchased or sold by the Funds. The Distributor’s principal address is 190 Middle Street, Suite 301, Portland, Maine 04101.

The Board has adopted a Distribution (Rule 12b-1) Plan (the “Plan”) pursuant to Rule 12b-1 under the 1940 Act. In accordance with the Plan, the Funds are authorized to pay an amount up to 0.25% of its average daily net assets each year to pay distribution fees for the sale and distribution of its Shares.

No Rule 12b-1 fees are currently paid by the Funds, and there are no plans to impose these fees. However, in the event Rule 12b-1 fees are charged in the future, because the fees are paid out of assets of the respective Fund on an ongoing basis, over time these fees will increase the cost of your investment and may cost you more than certain other types of sales charges.

PREMIUM/DISCOUNT INFORMATION

Information regarding how often Shares of the Funds traded on the Exchange at a price above (i.e., at a premium) or below (i.e., at a discount) the NAV of such Fund can be found on the Funds’ website at www.yieldmaxetfs.com

ADDITIONAL NOTICES

Shares are not sponsored, endorsed, or promoted by the Exchange. The Exchange is not responsible for, nor has it participated in the determination of, the timing, prices, or quantities of Shares to be issued, nor in the determination or calculation of the equation by which Shares are redeemable. The Exchange has no obligation or liability to owners of Shares in connection with the administration, marketing, or trading of Shares.

Without limiting any of the foregoing, in no event shall the Exchange have any liability for any lost profits or indirect, punitive, special, or consequential damages even if notified of the possibility thereof.

The Adviser, ZEGA, Lucania, Level, and the Funds make no representation or warranty, express or implied, to the owners of Shares or any member of the public regarding the advisability of investing in securities generally or in any Fund particularly.

The Third Amended and Restated Declaration of Trust (“Declaration of Trust”) provides a detailed process for the bringing of derivative or direct actions by shareholders in order to permit legitimate inquiries and claims while avoiding the time, expense, distraction, and other harm that can be caused to a Fund or its shareholders as a result of spurious shareholder demands and derivative actions. Prior to bringing a derivative action, a demand by three unrelated shareholders must first be made on a Fund’s Trustees. The Declaration of Trust details various information, certifications, undertakings and acknowledgments that must be included in the demand. Following receipt of the demand, the trustees have a period of 90 days, which may be extended by an additional 60 days, to consider the demand. If a majority of the Trustees who are considered independent for the purposes of considering the demand determine that maintaining the suit would not be in the best interests of the Fund, the Trustees are required to reject the demand and the complaining shareholders may not proceed with the derivative action unless the shareholders are able to sustain the burden of proof to a court that the decision of the Trustees not to pursue the requested action was not a good faith exercise of their business judgment on behalf of the Fund. The Declaration of Trust further provides that shareholders owning Shares representing no less than a majority of a Fund’s outstanding shares must join in bringing the derivative action. If a demand is rejected, the complaining shareholders will be responsible for the costs and expenses (including attorneys’ fees) incurred by the Fund in connection with the consideration of the demand, if a court determines that the demand was made without reasonable cause or for an improper purpose. If a derivative action is brought in violation of the Declaration of Trust, the shareholders bringing the action may be responsible for the Fund’s costs, including attorneys’ fees, if a court determines that the action was brought without reasonable cause or for an improper purpose. The Declaration of Trust provides that no shareholder may bring a direct action claiming injury as a shareholder of the Trust, or any Fund, where the matters alleged (if true) would give rise to a claim by the Trust or by the Trust on behalf of a Fund, unless the shareholder has suffered an injury distinct from that suffered by the shareholders of the Trust, or the Fund, generally. Under the Declaration of Trust, a shareholder bringing a direct claim must be a shareholder of the Fund with respect to which the direct action is brought at the time of the injury complained of or have acquired the shares afterwards by operation of law from a person who was a shareholder at that time. The Declaration of Trust further provides that a Fund shall be responsible for payment of attorneys’ fees and legal expenses incurred by a complaining shareholder only if required by law, and any attorneys’ fees that the Fund is obligated to pay shall be calculated using reasonable hourly rates. These provisions do not apply to claims brought under the federal securities laws.

The Declaration of Trust also requires that actions by shareholders against a Fund be brought exclusively in a federal or state court located within the State of Delaware. This provision will not apply to claims brought under the federal securities laws. Limiting shareholders' ability to bring actions only in courts located in Delaware may cause shareholders economic hardship to litigate the action in those courts, including paying for traveling expenses of witnesses and counsel, requiring retaining local counsel, and may limit shareholders' ability to bring a claim in a judicial forum that shareholders find favorable for disputes, which may discourage such actions.

UNDERLYING ISSUER INFORMATION

Information provided to or filed with the SEC by each Underlying Issuer pursuant to the Exchange Act, including the financial statements of each Underlying Issuer in its Form 10-K, can be located by reference to the SEC file number noted below through the SEC's website at www.sec.gov:

Ticker	Name	SEC File Number
MRNA	Moderna, Inc.	001-38753
MSFT	Microsoft Corporation	001-37845
NFLX	Netflix, Inc.	001-35727
NKE	NIKE, Inc.	1-10635
NVDA	NVIDIA Corporation	0-23985
ORCL	Oracle Corporation	001-35992
PYPL	PayPal Holdings, Inc.	001-36859
ROKU	ROKU, Inc.	001-38211
SNOW	Snowflake Inc.	001-39504
XYZ	Block, Inc.	001-37622
TGT	Target Corporation	1-6049
TSLA	Tesla, Inc.	001-34756
XOM	Exxon Mobil Corporation	1-2256
ZM	Zoom Communications, Inc.	001-38865

FINANCIAL HIGHLIGHTS

The Financial Highlights tables are intended to help you understand the Funds' financial performance for the fiscal periods shown. Certain information reflects financial results for a single Fund share. The total return in each table represents the rate that an investor would have earned or lost on an investment in a Fund (assuming reinvestment of all dividends and distributions). This information has been audited by Cohen & Company, Ltd., the Funds' independent registered public accounting firm, whose report, along with the Funds' financial statements, is included in the Funds' annual report, which is available upon request.

As of the Funds' most recent fiscal year ended October 31, 2025, the YieldMax[®] NKE Option Income Strategy ETF, YieldMax[®] ORCL Option Income Strategy ETF, YieldMax[®] ROKU Option Income Strategy ETF, YieldMax[®] TGT Option Income Strategy ETF and YieldMax[®] ZM Option Income Strategy ETF had not commenced operations, therefore, Financial Highlights for those Funds are not shown.

For a share outstanding throughout the year/period presented

For the periods ended	INVESTMENT OPERATIONS:				LESS DISTRIBUTIONS FROM:			
	Net asset value, beginning of periods	Net investment income (loss) ^(a)	Net realized and unrealized gain (loss) on investments ^(b)	Total from investment operations	Net investment income	Net realized gains	Return of capital	Total distributions
YieldMax MRNA Option Income Strategy ETF								
10/31/2025 ^(zz)	\$72.60	0.86	(31.12)	(30.26)	(1.06)	—	(24.55)	(25.61)
10/31/2024	\$193.50	5.80	(35.00)	(29.20)	(7.60)	—	(84.20)	(91.80)
10/31/2023 ^(bb)	\$200.00	—	(6.50)	(6.50)	—	—	—	—
YieldMax MSFT Option Income Strategy ETF								
10/31/2025	\$18.59	0.56	3.41	3.97	(3.04)	—	(2.30)	(5.34)
10/31/2024	\$21.33	0.84	3.04	3.88	(2.91)	—	(3.72)	(6.63)
10/31/2023 ^(s)	\$20.00	0.15	1.45	1.60	(0.28)	—	—	(0.28)
YieldMax NFLX Option Income Strategy ETF								
10/31/2025	\$17.75	0.56	4.77	5.33	(6.14)	—	(2.13)	(8.26)
10/31/2024	\$17.84	0.71	7.87	8.58	(8.42)	—	(0.26)	(8.68)
10/31/2023 ^(dd)	\$20.00	0.19	(1.43)	(1.24)	(0.93)	—	—	(0.93)
YieldMax NVDA Option Income Strategy ETF								
10/31/2025	\$24.88	0.52	4.34	4.86	(6.89)	—	(6.14)	(13.03)
10/31/2024	\$20.34	0.98	21.80	22.78	(15.17)	—	(3.08)	(18.25)
10/31/2023 ^(ff)	\$20.00	0.45	4.00	4.45	(3.55)	—	(0.57)	(4.12)
YieldMax PYPL Option Income Strategy ETF								
10/31/2025 ^(ccc)	\$88.65	2.01	(10.98)	(8.97)	(2.07)	—	(27.09)	(29.16)
10/31/2024	\$90.20	3.15	38.60	41.75	(40.15)	—	(3.20)	(43.35)
10/31/2023 ^(hh)	\$100.00	0.30	(10.15)	(9.85)	—	—	—	—
YieldMax SNOW Option Income Strategy ETF								
10/31/2025	\$15.96	0.47	10.78	11.25	(8.38)	—	(2.97)	(11.35)
10/31/2024 ^(oo)	\$20.00	0.27	(0.67)	(0.40)	(1.24)	—	(2.41)	(3.65)
YieldMax TSLA Option Income Strategy ETF								
10/31/2025 ^(yy)	\$59.65	1.48	23.63	25.11	(17.35)	—	(24.86)	(42.22)
10/31/2024 ^(xx)	\$110.90	3.50	3.30	6.80	(3.55)	—	(54.50)	(58.05)
10/31/2023 ^(x)	\$200.00	6.00	(15.90)	(9.90)	(6.70)	—	(72.60)	(79.30)
YieldMax XOM Option Income Strategy ETF								
10/31/2025	\$16.32	0.40	(1.08)	(0.68)	(0.40)	—	(3.60)	(4.00)
10/31/2024	\$18.30	0.65	1.16	1.81	(1.56)	—	(2.24)	(3.80)
10/31/2023 ^(tt)	\$20.00	0.14	(1.55)	(1.41)	(0.29)	—	—	(0.29)
YieldMax XYZ Option Income Strategy ETF								
10/31/2025 ^(yy)	\$89.00	1.72	(7.48)	(5.76)	(1.83)	—	(38.55)	(40.38)
10/31/2024	\$88.80	3.75	54.30	58.05	(23.95)	—	(34.00)	(57.95)
10/31/2023 ^(uu)	\$100.00	0.20	(11.40)	(11.20)	—	—	—	—

For a share outstanding throughout the year/period presented

CAPITAL TRANSACTIONS: SUPPLEMENTAL DATA AND RATIOS:

ETF transaction fees per share	Net asset value, end of periods	Total return ^(c)	Net assets, end of periods (in thousands)	Ratio of expenses to average net assets before reimbursement/ ^{(d)(e)} recoupment	Ratio of expenses to average net assets after reimbursement/ ^(d) recoupment	Ratio of interest and tax expense to average net assets ^{(d)(e)}	Ratio of operational expenses to average net assets excluding interest and tax expense ^{(d)(e)}	Ratio of net investment income (loss) to average net assets ^{(d)(e)}	Portfolio turnover rate ^{(c)(f)}
YieldMax MRNA Option Income Strategy ETF									
0.02	\$16.75	-48.88%	\$92,474	1.00%	1.00%	0.01%	0.99%	3.46%	42%
0.10	\$72.60	-36.73%	\$28,841	1.26%	1.26%	0.27%	0.99%	4.02%	27%
—	\$193.50	-3.25%	\$1,451	0.99%	0.99%	—%	0.99%	(0.78)%	—%
YieldMax MSFT Option Income Strategy ETF									
0.00 ^(g)	\$17.22	25.53%	\$148,991	1.03%	1.03%	0.04%	0.99%	3.21%	16%
0.01	\$18.59	18.73%	\$80,849	1.07%	1.07%	0.08%	0.99%	4.02%	21%
0.01	\$21.33	8.13%	\$8,534	1.04%	1.04%	0.05%	0.99%	4.01%	9%
YieldMax NFLX Option Income Strategy ETF									
0.01	\$14.82	33.04%	\$133,012	1.01%	1.01%	0.02%	0.99%	3.21%	33%
0.01	\$17.75	63.43%	\$51,465	1.05%	1.05%	0.06%	0.99%	4.08%	51%
0.01	\$17.84	-5.99%	\$16,058	0.99%	0.99%	—%	0.99%	4.72%	0% ^(ee)
YieldMax NVDA Option Income Strategy ETF									
0.01	\$16.72	36.93%	\$1,823,696	1.09%	1.09%	0.10%	0.99%	2.94%	16%
0.01	\$24.88	144.70%	\$1,244,788	1.27%	1.27%	0.28%	0.99%	3.82%	23%
0.01	\$20.34	21.88%	\$158,667	1.02%	1.02%	0.03%	0.99%	4.24%	24%
YieldMax PYPL Option Income Strategy ETF									
0.02	\$50.54	-12.88%	\$47,510	1.31%	1.31%	0.32%	0.99%	2.98%	19%
0.05	\$88.65	58.02%	\$45,200	1.45%	1.45%	0.46%	0.99%	3.49%	344%
0.05	\$90.20	-9.82%	\$1,353	1.16%	1.16%	0.17%	0.99%	3.32%	111%
YieldMax SNOW Option Income Strategy ETF									
0.01	\$15.87	93.18%	\$86,075	1.00%	1.00%	0.01%	0.99%	2.86%	33%
0.01	\$15.96	-1.67%	\$18,756	1.04%	1.04%	0.05%	0.99%	3.89%	2%
YieldMax TSLA Option Income Strategy ETF									
0.03	\$42.58	62.26%	\$1,286,168	1.07%	1.07%	0.08%	0.99%	3.09%	124%
—	\$59.65	9.21%	\$826,581	1.04%	1.04%	0.05%	0.99%	4.28%	51%
0.10	\$110.90	-7.26%	\$678,624	1.01%	1.01%	0.02%	0.99%	4.50%	168%
YieldMax XOM Option Income Strategy ETF									
0.00 ^(g)	\$11.64	-3.95%	\$48,895	1.17%	1.17%	0.18%	0.99%	2.99%	23%
0.01	\$16.32	11.07%	\$32,232	1.25%	1.25%	0.26%	0.99%	3.77%	6%
0.00 ^(g)	\$18.30	-7.08%	\$6,404	1.12%	1.12%	0.13%	0.99%	4.28%	—%
YieldMax XYZ Option Income Strategy ETF									
0.03	\$42.89	-7.96%	\$62,412	1.36%	1.36%	0.37%	0.99%	2.89%	46%
0.10	\$89.00	75.00%	\$50,274	1.43%	1.43%	0.44%	0.99%	3.73%	—%
0.00 ^(g)	\$88.80	-11.17%	\$3,551	1.99%	1.99%	1.00%	0.99%	3.51%	—%

- (a) Net investment income per share has been calculated based on average shares outstanding during the periods.
- (b) Realized and unrealized gains and losses per share in the caption are balancing amounts necessary to reconcile the change in net asset value per share for the periods, and may not reconcile with the aggregate gains and losses in the Statement of Operations due to share transactions for the periods.
- (c) Not annualized for periods less than one year.
- (d) Annualized for periods less than one year.
- (e) Ratios do not include the income and expenses of the underlying funds in which the Fund invests.
- (f) Portfolio turnover rate excludes in-kind transactions.
- (g) Amount represents less than \$0.005 per share.

- (s) Inception date of the Fund was August 24, 2023.
- (x) Inception date of the Fund was November 22, 2022.
- (bb) Inception date of the Fund was October 23, 2023.
- (dd) Inception date of the Fund was August 7, 2023.
- (ee) Amount represents less than 0.5%.
- (ff) Inception date of the Fund was May 10, 2023.
- (hh) Inception date of the Fund was September 25, 2023.
- (oo) Inception date of the Fund was June 10, 2024.
- (tt) Inception date of the Fund was August 30, 2023.
- (uu) Inception date of the Fund was October 10, 2023.
- (xx) During the year ended October 31, 2024, the Fund effected the following reverse stock split: February 26, 2024, 1 for 2. All historical per share information has been retroactively adjusted to reflect this reverse stock split.
- (yy) After the year ended October 31, 2025, the Fund effected the following reverse stock split: November 28, 2025, 1 for 5. All historical per share information has been retroactively adjusted to reflect this reverse stock split.
- (zz) After the year ended October 31, 2025, the Fund effected the following reverse stock split: November 28, 2025, 1 for 10. All historical per share information has been retroactively adjusted to reflect this reverse stock split.
- (ccc) After the year ended October 31, 2025, the Fund effected the following reverse stock split: December 5, 2025, 1 for 5. All historical per share information has been retroactively adjusted to reflect this reverse stock split.

YieldMax[®] ETFs

Adviser	Tidal Investments LLC 234 West Florida Street, Suite 700 Milwaukee, Wisconsin 53204	Administrator	Tidal ETF Services LLC 234 West Florida Street, Suite 700 Milwaukee, Wisconsin 53204
Distributor	Foreside Fund Services, LLC 190 Middle Street, Suite 301 Portland, Maine 04101	Sub-Administrator, Fund Accountant, and Transfer Agent	U.S. Bancorp Fund Services, LLC, doing business as U.S. Bank Global Fund Services 615 East Michigan Street Milwaukee, Wisconsin 53202
Legal Counsel	Sullivan & Worcester LLP 1251 Avenue of the Americas, 19 th Floor New York, New York 10020	Custodian	U.S. Bank National Association 1555 North Rivercenter Drive Milwaukee, Wisconsin 53212
Independent Registered Public Accounting Firm	Cohen & Company, Ltd. 1835 Market Street, Suite 310 Philadelphia, PA 19103		

Investors may find more information about the Funds in the following documents:

Statement of Additional Information: The Funds' SAI provides additional details about the investments of each Fund and certain other additional information. A current SAI dated March 2, 2026, as supplemented from time to time, is on file with the SEC and is herein incorporated by reference into this Prospectus. It is legally considered a part of this Prospectus.

Annual/Semi-Annual Reports: Additional information about the Funds' investments is available in the Funds' annual and semi-annual reports to shareholders and in Form N-CSR. In the Funds' annual report you will find a discussion of the market conditions and investment strategies that significantly affected each Fund's performance during its last fiscal year. In Form N-CSR, you will find the Funds' annual and semi-annual financial statements.

You can request free copies of these documents, request other information or make general inquiries about the Funds by contacting the Funds at the YieldMax[®] Funds, c/o U.S. Bank Global Fund Services, P.O. Box 219252, Kansas City, Missouri 64121-9252 or calling (866) 864-3968.

Shareholder reports and other information about the Funds are also available:

- Free of charge from the SEC's EDGAR database on the SEC's website at <http://www.sec.gov>; or
- Free of charge from the Funds' Internet website at www.yieldmaxetfs.com; or
- For a fee, by e-mail request to publicinfo@sec.gov.

The SAI and other information are also available from a financial intermediary (such as a broker-dealer or bank) through which the Fund's shares may be purchased or sold.

(SEC Investment Company Act File No. 811-23793)